

For Project: Tue22Aug24
 Project Notes: SAM 9640
 Location/Name: Incoming
 Report Generated: 24/08/2024 10:41:09
 Speed Intervals: 5 MPH
 Time Intervals: Instant
 Traffic Report From: 21/03/2024 13:00:00 through 22/08/2024 20:59:59
 85th Percentile Speed: 39.1 MPH
 85th Percentile Vehicles: 81504
 Max Speed: 75 MPH on 18/05/2024 20:15:00
 Total Vehicles: 95887
 AADT: 621

Volumes - weekly counts

Time	5 Day	7 Day
Average Daily	1457	1414
AM Peak 08:00	126	131
PM Peak 15:00	119	126

Speed

Speed Limit: 30
 85th Percentile Speed: 39.1
 50th Percentile Speed: 32.1
 10 MPH Pace Interval: 25.0 MPH to 35.0 MPH
 Average Speed: 32.18

	Monday	Tuesday	Wednesday	Thursday	Friday	Saturday	Sunday
Count over limit	7945	7947	8656	8885	11477	9108	6562
% over limit	64.3	61.7	62.1	63.5	64.9	62.0	63.6
Avg Speeder	36.2	36.2	36.3	36.4	36.3	36.1	36.3
Avg Speed	15.4	14.8	14.7	14.8	14.1	14.0	16.7

Day/Time Ending	85th pctl (MPH)	85th pctl cnts	Total Cnts	Max Speed	Avg Speeder	% Speeders	Avg Speed
21/03/2024 14:00:00	38.8	16	19	50	36.3	63.2%	32.9
21/03/2024 15:00:00	38.1	88	104	50	35.5	62.5%	32.3
21/03/2024 16:00:00	37.5	93	109	45	35.3	52.3%	30.0
21/03/2024 17:00:00	37.4	70	82	45	34.9	57.3%	30.9
21/03/2024 18:00:00	38.6	89	105	55	36.3	59.0%	31.9
21/03/2024 19:00:00	38.8	76	90	50	36.0	63.3%	32.6
21/03/2024 20:00:00	42.0	49	58	60	37.5	74.1%	34.4
21/03/2024 21:00:00	40.8	36	42	50	36.7	78.6%	34.3
21/03/2024 22:00:00	42.0	20	23	45	36.4	78.3%	34.3
21/03/2024 23:00:00	41.7	11	13	45	36.1	84.6%	34.5
22/03/2024 00:00:00	40.0	11	13	45	36.1	84.6%	34.5
22/03/2024 01:00:00	40.0	5	6	45	35.5	83.3%	33.8
22/03/2024 02:00:00	35.0	5	6	50	36.3	66.7%	32.8
22/03/2024 03:00:00	0.0	0	0	0	0.0	0.0%	0.0
22/03/2024 04:00:00	40.0	1	1	40	37.5	100.0%	37.0
22/03/2024 05:00:00	45.0	1	1	45	42.5	100.0%	42.0
22/03/2024 06:00:00	0.0	0	0	0	0.0	0.0%	0.0
22/03/2024 07:00:00	55.0	6	7	60	41.7	85.7%	39.3
22/03/2024 08:00:00	40.0	21	25	50	37.3	80.0%	34.4
22/03/2024 09:00:00	42.5	94	110	55	38.0	67.3%	34.1
22/03/2024 10:00:00	38.9	108	127	55	35.9	66.9%	32.4
22/03/2024 11:00:00	36.3	128	151	45	34.5	53.0%	30.2
22/03/2024 12:00:00	36.7	82	97	45	34.5	62.9%	30.9
22/03/2024 13:00:00	37.0	110	129	50	35.0	55.8%	31.1
22/03/2024 14:00:00	37.7	115	135	50	35.2	60.0%	31.3
22/03/2024 15:00:00	37.7	90	106	50	35.3	59.4%	31.3
22/03/2024 16:00:00	37.8	88	103	50	35.2	61.2%	31.6
22/03/2024 17:00:00	36.8	116	137	55	34.8	56.2%	30.8
22/03/2024 18:00:00	38.2	126	148	45	34.9	74.3%	32.6
22/03/2024 19:00:00	37.9	112	132	50	35.1	66.7%	32.3
22/03/2024 20:00:00	39.0	108	127	55	36.0	66.1%	32.7
22/03/2024 21:00:00	40.5	71	84	60	36.7	70.2%	33.3
22/03/2024 22:00:00	43.6	26	30	50	37.5	86.7%	35.8
22/03/2024 23:00:00	42.5	37	43	50	37.4	79.1%	35.0
23/03/2024 00:00:00	37.9	20	24	45	35.5	62.5%	31.5
23/03/2024 01:00:00	35.0	8	10	50	35.0	80.0%	33.1
23/03/2024 02:00:00	35.0	6	7	45	34.2	85.7%	32.9
23/03/2024 03:00:00	40.0	4	5	50	38.8	80.0%	36.0
23/03/2024 04:00:00	0.0	0	0	0	0.0	0.0%	0.0
23/03/2024 05:00:00	0.0	0	0	0	0.0	0.0%	0.0
23/03/2024 06:00:00	45.0	1	1	45	42.5	100.0%	42.0
23/03/2024 07:00:00	55.0	3	3	55	47.5	100.0%	47.0
23/03/2024 08:00:00	45.0	8	10	50	40.8	60.0%	35.2
23/03/2024 09:00:00	43.9	37	44	50	38.5	88.6%	37.0
23/03/2024 10:00:00	41.0	40	47	50	37.6	76.6%	34.6
23/03/2024 11:00:00	38.1	86	101	50	35.4	62.4%	31.8

23/03/2024 12:00:00	38.7	89	105	45	35.4	73.3%	33.0
23/03/2024 13:00:00	36.0	134	158	50	34.6	57.0%	30.6
23/03/2024 14:00:00	39.5	121	142	55	35.9	71.1%	33.1
23/03/2024 15:00:00	38.0	92	108	60	35.5	63.0%	32.3
23/03/2024 16:00:00	38.6	81	95	50	35.2	69.5%	32.5
23/03/2024 17:00:00	38.0	80	94	45	35.1	66.0%	31.9
23/03/2024 18:00:00	40.4	82	96	50	36.3	67.7%	32.6
23/03/2024 19:00:00	39.4	57	67	50	35.9	77.6%	33.5
23/03/2024 20:00:00	39.4	52	61	50	36.6	54.1%	31.2
23/03/2024 21:00:00	39.5	27	32	50	36.6	71.9%	33.8
23/03/2024 22:00:00	38.6	17	20	45	35.1	85.0%	33.5
23/03/2024 23:00:00	38.3	14	16	40	35.2	68.8%	32.5
24/03/2024 00:00:00	41.2	17	20	45	36.1	90.0%	34.8
24/03/2024 01:00:00	40.0	8	10	45	36.9	80.0%	34.6
24/03/2024 02:00:00	35.0	2	2	35	32.5	50.0%	29.5
24/03/2024 03:00:00	40.0	2	2	40	37.5	50.0%	32.0
24/03/2024 04:00:00	0.0	0	0	0	0.0	0.0%	0.0
24/03/2024 05:00:00	0.0	0	0	0	0.0	0.0%	0.0
24/03/2024 06:00:00	50.0	2	2	50	42.5	100.0%	42.0
24/03/2024 07:00:00	45.0	1	1	45	42.5	100.0%	42.0
24/03/2024 08:00:00	47.5	6	7	50	39.6	100.0%	39.3
24/03/2024 09:00:00	43.3	11	13	50	38.5	76.9%	33.9
24/03/2024 10:00:00	39.4	34	40	50	36.3	70.0%	32.7
24/03/2024 11:00:00	39.1	60	70	50	35.8	71.4%	32.9
24/03/2024 12:00:00	38.9	78	92	50	36.1	63.0%	31.1
24/03/2024 13:00:00	37.0	98	115	45	34.9	54.8%	30.8
24/03/2024 14:00:00	37.2	94	110	55	35.6	49.1%	30.1
24/03/2024 15:00:00	37.3	94	110	45	34.7	60.9%	31.5
24/03/2024 16:00:00	39.1	61	72	50	36.3	62.5%	32.0
24/03/2024 17:00:00	38.8	70	82	50	35.6	64.6%	32.3
24/03/2024 18:00:00	34.8	44	52	55	34.3	63.5%	31.2
24/03/2024 19:00:00	38.3	45	53	45	35.4	64.2%	31.7
24/03/2024 20:00:00	40.0	25	29	50	37.7	75.9%	34.4
24/03/2024 21:00:00	39.5	29	34	55	36.4	82.4%	34.3
24/03/2024 22:00:00	39.4	23	27	45	36.2	70.4%	32.5
24/03/2024 23:00:00	47.5	7	8	50	41.8	87.5%	39.8
25/03/2024 00:00:00	42.5	7	8	45	37.5	100.0%	37.1
25/03/2024 01:00:00	50.0	3	3	50	45.0	66.7%	38.7
25/03/2024 02:00:00	47.5	5	6	50	39.5	83.3%	37.2
25/03/2024 03:00:00	60.0	3	3	60	44.2	100.0%	43.7
25/03/2024 04:00:00	45.0	2	2	45	42.5	50.0%	34.5
25/03/2024 05:00:00	0.0	0	0	0	0.0	0.0%	0.0
25/03/2024 06:00:00	0.0	0	0	0	0.0	0.0%	0.0
25/03/2024 07:00:00	50.0	5	6	55	42.5	83.3%	39.5
25/03/2024 08:00:00	45.0	14	17	50	38.5	88.2%	36.9
25/03/2024 09:00:00	43.5	92	108	50	38.1	88.0%	36.4
25/03/2024 10:00:00	38.4	139	163	50	35.9	56.4%	31.3

Incoming Summary
Tue22Aug24
SAM 9640

from Thu-Mar-21-2024-01-00-PM to Thu-Aug-22-2024-08-59-PM

25/03/2024 11:00:00	37.3	94	111	45	35.3	53.2%	29.7
25/03/2024 12:00:00	38.4	80	94	50	35.6	62.8%	31.6
25/03/2024 13:00:00	34.9	94	111	50	34.4	46.8%	29.5
25/03/2024 14:00:00	36.5	76	90	40	34.4	57.8%	30.7
25/03/2024 15:00:00	39.3	83	98	45	35.9	68.4%	32.8
25/03/2024 16:00:00	37.5	81	95	50	35.0	60.0%	31.4
25/03/2024 17:00:00	36.8	79	93	50	34.4	66.7%	31.8
25/03/2024 18:00:00	35.7	93	109	45	34.3	54.1%	30.3
25/03/2024 19:00:00	37.3	89	105	50	35.0	61.0%	31.5
25/03/2024 20:00:00	41.7	60	70	50	37.0	68.6%	33.8
25/03/2024 21:00:00	42.1	30	35	50	37.9	80.0%	35.4
25/03/2024 22:00:00	38.6	15	18	40	35.9	88.9%	34.4
25/03/2024 23:00:00	45.0	12	14	55	37.5	100.0%	37.1
26/03/2024 00:00:00	43.8	9	11	55	39.8	100.0%	39.3
26/03/2024 01:00:00	40.0	7	8	45	35.0	75.0%	32.6
26/03/2024 02:00:00	35.0	2	2	35	32.5	50.0%	29.5
26/03/2024 03:00:00	40.0	2	2	40	35.0	100.0%	34.5
26/03/2024 04:00:00	45.0	2	2	45	40.0	100.0%	39.5
26/03/2024 05:00:00	50.0	1	1	50	47.5	100.0%	47.0
26/03/2024 06:00:00	35.0	2	2	35	32.5	50.0%	29.5
26/03/2024 07:00:00	40.0	2	2	40	37.5	50.0%	32.0
26/03/2024 08:00:00	40.0	15	18	50	37.1	66.7%	33.1
26/03/2024 09:00:00	39.8	125	147	55	36.5	63.9%	32.6
26/03/2024 10:00:00	38.2	128	150	50	35.6	60.7%	31.7
26/03/2024 11:00:00	38.9	92	108	60	36.7	61.1%	32.3
26/03/2024 12:00:00	36.0	110	129	50	34.5	58.1%	30.3
26/03/2024 13:00:00	37.7	94	111	55	35.5	57.7%	31.3
26/03/2024 14:00:00	35.9	110	130	55	35.6	40.8%	28.8
26/03/2024 15:00:00	33.0	96	113	45	34.4	27.4%	26.0
26/03/2024 16:00:00	36.0	99	117	50	34.7	53.8%	30.1
26/03/2024 17:00:00	37.2	80	94	50	34.7	66.0%	31.8
26/03/2024 18:00:00	39.2	90	106	60	36.2	65.1%	32.9
26/03/2024 19:00:00	41.4	80	94	50	37.8	63.8%	33.4
26/03/2024 20:00:00	38.9	50	59	50	35.5	67.8%	32.7
26/03/2024 21:00:00	38.6	36	42	60	35.4	81.0%	33.4
26/03/2024 22:00:00	12.5	156	184	55	36.9	9.2%	11.3
26/03/2024 23:00:00	32.5	56	66	45	36.7	19.7%	13.5
27/03/2024 00:00:00	30.0	54	64	40	35.5	15.6%	13.2
27/03/2024 01:00:00	9.3	71	84	45	37.5	2.4%	8.2
27/03/2024 02:00:00	40.0	4	5	50	38.8	80.0%	36.0
27/03/2024 03:00:00	35.0	3	4	40	35.0	50.0%	30.8
27/03/2024 04:00:00	45.0	1	1	45	42.5	100.0%	42.0
27/03/2024 05:00:00	0.0	0	0	0	0.0	0.0%	0.0
27/03/2024 06:00:00	0.0	0	0	0	0.0	0.0%	0.0
27/03/2024 07:00:00	45.0	5	6	55	39.5	83.3%	37.0
27/03/2024 08:00:00	42.9	21	25	50	37.7	84.0%	34.9
27/03/2024 09:00:00	43.1	93	109	55	38.1	71.6%	34.5

Incoming Summary
Tue22Aug24
SAM 9640

from Thu-Mar-21-2024-01-00-PM to Thu-Aug-22-2024-08-59-PM

27/03/2024 10:00:00	38.3	120	141	70	36.2	58.9%	31.8
27/03/2024 11:00:00	39.4	110	129	55	36.6	58.1%	32.1
27/03/2024 12:00:00	38.1	108	127	50	35.7	58.3%	31.3
27/03/2024 13:00:00	36.6	103	121	50	34.7	53.7%	30.2
27/03/2024 14:00:00	37.2	99	116	50	35.0	57.8%	30.7
27/03/2024 15:00:00	37.3	91	107	50	35.1	57.0%	31.0
27/03/2024 16:00:00	37.8	92	108	55	35.7	53.7%	30.7
27/03/2024 17:00:00	38.0	108	127	55	35.4	62.2%	32.0
27/03/2024 18:00:00	39.2	88	104	50	36.7	60.6%	32.3
27/03/2024 19:00:00	38.2	90	106	55	35.4	65.1%	31.8
27/03/2024 20:00:00	38.6	54	64	45	35.7	70.3%	32.7
27/03/2024 21:00:00	38.5	31	37	45	35.4	78.4%	33.4
27/03/2024 22:00:00	36.4	34	40	45	34.1	72.5%	31.5
27/03/2024 23:00:00	42.5	30	35	50	38.8	54.3%	32.5
28/03/2024 00:00:00	50.0	12	14	60	39.8	92.9%	38.4
28/03/2024 01:00:00	40.0	13	15	60	37.5	86.7%	35.9
28/03/2024 02:00:00	40.0	7	8	45	36.3	50.0%	31.4
28/03/2024 03:00:00	45.0	4	5	55	40.5	100.0%	40.0
28/03/2024 04:00:00	35.0	1	1	35	32.5	100.0%	32.0
28/03/2024 05:00:00	45.0	1	1	45	42.5	100.0%	42.0
28/03/2024 06:00:00	45.0	2	2	45	40.0	100.0%	39.5
28/03/2024 07:00:00	9.5	117	138	45	36.1	5.1%	9.1
28/03/2024 08:00:00	38.5	20	23	40	35.8	65.2%	27.5
28/03/2024 09:00:00	41.7	91	107	55	37.6	71.0%	34.0
28/03/2024 10:00:00	40.0	110	129	60	36.8	66.7%	33.3
28/03/2024 11:00:00	38.1	121	142	50	35.5	62.0%	32.1
28/03/2024 12:00:00	37.4	114	134	50	34.7	68.7%	31.5
28/03/2024 13:00:00	38.6	102	120	50	35.6	64.2%	32.1
28/03/2024 14:00:00	36.5	118	139	50	34.6	57.6%	30.3
28/03/2024 15:00:00	38.5	116	137	55	36.0	59.9%	31.6
28/03/2024 16:00:00	36.1	186	219	50	36.3	31.1%	21.1
28/03/2024 17:00:00	37.2	122	144	50	35.1	61.1%	31.6
28/03/2024 18:00:00	40.4	95	112	55	36.8	66.1%	32.8
28/03/2024 19:00:00	38.4	122	144	50	35.6	64.6%	32.1
28/03/2024 20:00:00	40.8	86	101	50	36.8	67.3%	33.3
28/03/2024 21:00:00	41.4	43	51	55	37.9	54.9%	27.4
28/03/2024 22:00:00	37.1	47	55	50	35.9	45.5%	24.2
28/03/2024 23:00:00	38.3	34	40	50	35.3	72.5%	32.5
29/03/2024 00:00:00	44.2	19	22	50	38.3	86.4%	36.4
29/03/2024 01:00:00	40.0	19	22	50	35.9	72.7%	33.1
29/03/2024 02:00:00	45.0	5	6	50	37.5	83.3%	35.3
29/03/2024 03:00:00	40.0	3	3	40	35.8	100.0%	35.7
29/03/2024 04:00:00	35.0	1	1	35	32.5	100.0%	32.0
29/03/2024 05:00:00	0.0	0	0	0	0.0	0.0%	0.0
29/03/2024 06:00:00	0.0	0	0	0	0.0	0.0%	0.0
29/03/2024 07:00:00	45.0	8	10	55	40.4	70.0%	36.1
29/03/2024 08:00:00	46.7	11	13	50	39.8	84.6%	35.9

Incoming Summary
Tue22Aug24
SAM 9640

from Thu-Mar-21-2024-01-00-PM to Thu-Aug-22-2024-08-59-PM

29/03/2024 09:00:00	45.0	39	46	65	39.4	80.4%	36.4
29/03/2024 10:00:00	38.2	96	113	50	35.8	58.4%	31.6
29/03/2024 11:00:00	39.2	122	144	50	35.9	71.5%	33.2
29/03/2024 12:00:00	37.8	143	168	55	35.9	51.2%	30.9
29/03/2024 13:00:00	37.9	122	143	50	35.4	59.4%	31.6
29/03/2024 14:00:00	38.3	136	160	50	35.5	64.4%	32.1
29/03/2024 15:00:00	36.6	111	131	50	34.7	56.5%	31.2
29/03/2024 16:00:00	38.1	110	130	45	35.2	66.9%	32.5
29/03/2024 17:00:00	38.9	109	128	45	35.8	66.4%	32.3
29/03/2024 18:00:00	37.2	122	143	50	34.9	60.1%	31.2
29/03/2024 19:00:00	37.2	108	127	60	35.3	56.7%	31.0
29/03/2024 20:00:00	37.9	86	101	55	35.8	56.4%	31.6
29/03/2024 21:00:00	38.9	42	49	50	35.4	71.4%	32.5
29/03/2024 22:00:00	39.4	24	28	50	36.3	71.4%	33.0
29/03/2024 23:00:00	40.8	27	32	45	37.3	78.1%	34.6
30/03/2024 00:00:00	41.7	14	17	50	36.5	88.2%	35.1
30/03/2024 01:00:00	42.0	14	17	45	37.8	88.2%	36.3
30/03/2024 02:00:00	38.3	4	5	40	36.3	80.0%	34.2
30/03/2024 03:00:00	35.0	4	5	45	35.0	80.0%	32.0
30/03/2024 04:00:00	0.0	0	0	0	0.0	0.0%	0.0
30/03/2024 05:00:00	0.0	0	0	0	0.0	0.0%	0.0
30/03/2024 06:00:00	0.0	0	0	0	0.0	0.0%	0.0
30/03/2024 07:00:00	40.0	4	5	50	37.5	100.0%	37.0
30/03/2024 08:00:00	36.0	26	30	40	33.8	66.7%	30.9
30/03/2024 09:00:00	39.3	82	96	50	36.1	64.6%	32.4
30/03/2024 10:00:00	38.7	95	112	50	35.4	69.6%	32.7
30/03/2024 11:00:00	37.4	176	207	50	34.9	62.3%	31.3
30/03/2024 12:00:00	34.3	246	290	45	33.9	41.0%	28.8
30/03/2024 13:00:00	34.5	219	258	45	34.2	40.7%	28.9
30/03/2024 14:00:00	35.6	235	277	50	34.4	48.4%	30.3
30/03/2024 15:00:00	37.7	165	194	55	35.2	60.8%	31.5
30/03/2024 16:00:00	37.7	144	169	45	35.0	62.7%	31.8
30/03/2024 17:00:00	38.6	109	128	50	36.0	61.7%	32.0
30/03/2024 18:00:00	38.5	109	128	50	35.4	68.0%	32.6
30/03/2024 19:00:00	39.2	88	104	50	35.9	66.3%	32.5
30/03/2024 20:00:00	40.0	56	66	50	36.3	63.6%	32.6
30/03/2024 21:00:00	41.4	37	44	55	37.5	65.9%	33.2
30/03/2024 22:00:00	39.0	19	22	50	35.3	81.8%	33.5
30/03/2024 23:00:00	39.2	15	18	45	35.8	83.3%	34.1
31/03/2024 00:00:00	43.8	25	29	60	39.9	72.4%	36.0
31/03/2024 01:00:00	38.3	9	11	45	35.3	81.8%	33.5
31/03/2024 02:00:00	35.0	4	5	55	37.5	80.0%	35.0
31/03/2024 03:00:00	40.0	7	8	45	35.4	87.5%	34.0
31/03/2024 04:00:00	0.0	0	0	0	0.0	0.0%	0.0
31/03/2024 05:00:00	0.0	0	0	0	0.0	0.0%	0.0
31/03/2024 06:00:00	35.0	5	6	45	35.8	50.0%	31.2
31/03/2024 07:00:00	40.0	2	2	40	37.5	50.0%	32.0

Incoming Summary
Tue22Aug24
SAM 9640

from Thu-Mar-21-2024-01-00-PM to Thu-Aug-22-2024-08-59-PM

31/03/2024 08:00:00	50.0	13	15	55	39.8	86.7%	37.1
31/03/2024 09:00:00	42.0	26	31	50	37.3	80.6%	33.6
31/03/2024 10:00:00	40.0	64	75	55	36.8	66.7%	33.2
31/03/2024 11:00:00	39.4	75	88	55	35.9	69.3%	33.0
31/03/2024 12:00:00	36.8	122	143	50	34.9	57.3%	30.9
31/03/2024 13:00:00	38.8	125	147	65	36.0	66.7%	32.5
31/03/2024 14:00:00	39.3	93	109	50	35.8	68.8%	32.6
31/03/2024 15:00:00	37.5	108	127	55	36.5	42.5%	25.0
31/03/2024 16:00:00	36.8	91	107	50	36.1	39.3%	21.5
31/03/2024 17:00:00	33.9	158	186	50	36.2	24.2%	16.6
31/03/2024 18:00:00	34.8	97	114	50	35.7	32.5%	18.8
31/03/2024 19:00:00	40.7	43	51	50	37.8	56.9%	28.0
31/03/2024 20:00:00	37.2	47	55	50	36.3	38.2%	25.3
31/03/2024 21:00:00	37.5	18	21	45	35.2	52.4%	29.9
31/03/2024 22:00:00	40.0	20	24	50	36.7	75.0%	33.8
31/03/2024 23:00:00	40.0	13	15	45	36.9	53.3%	28.2
01/04/2024 00:00:00	35.0	10	12	45	34.4	66.7%	31.6
01/04/2024 01:00:00	9.3	61	72	35	32.5	1.4%	7.8
01/04/2024 02:00:00	35.0	5	6	40	35.0	33.3%	19.7
01/04/2024 03:00:00	35.0	3	3	35	32.5	66.7%	23.7
01/04/2024 04:00:00	0.0	0	0	0	0.0	0.0%	0.0
01/04/2024 05:00:00	40.0	2	2	40	35.0	100.0%	34.5
01/04/2024 06:00:00	50.0	2	2	50	45.0	100.0%	44.5
01/04/2024 07:00:00	35.0	8	9	50	36.3	44.4%	31.1
01/04/2024 08:00:00	41.2	20	23	45	36.4	78.3%	33.7
01/04/2024 09:00:00	41.2	42	49	55	37.2	75.5%	34.3
01/04/2024 10:00:00	40.0	53	62	50	36.1	72.6%	33.0
01/04/2024 11:00:00	39.8	91	107	55	36.7	70.1%	33.3
01/04/2024 12:00:00	37.1	102	120	50	35.1	55.0%	31.1
01/04/2024 13:00:00	37.9	107	126	50	35.3	64.3%	31.9
01/04/2024 14:00:00	36.5	82	96	50	34.6	62.5%	31.1
01/04/2024 15:00:00	38.8	91	107	50	36.3	58.9%	32.2
01/04/2024 16:00:00	38.2	73	86	55	35.5	66.3%	32.5
01/04/2024 17:00:00	37.5	90	106	50	35.2	58.5%	31.2
01/04/2024 18:00:00	38.7	80	94	45	35.7	60.6%	31.2
01/04/2024 19:00:00	38.8	42	50	50	35.8	72.0%	33.0
01/04/2024 20:00:00	40.0	39	46	60	36.9	69.6%	33.0
01/04/2024 21:00:00	36.7	29	34	45	34.6	55.9%	30.5
01/04/2024 22:00:00	47.5	14	16	50	39.6	75.0%	36.1
01/04/2024 23:00:00	40.0	7	8	50	35.0	100.0%	34.5
02/04/2024 00:00:00	37.5	8	10	45	36.5	50.0%	30.5
02/04/2024 01:00:00	37.5	5	6	40	35.0	66.7%	31.2
02/04/2024 02:00:00	35.0	3	4	40	35.0	50.0%	31.0
02/04/2024 03:00:00	30.0	2	2	30	0.0	0.0%	24.5
02/04/2024 04:00:00	0.0	0	0	0	0.0	0.0%	0.0
02/04/2024 05:00:00	0.0	0	0	0	0.0	0.0%	0.0
02/04/2024 06:00:00	50.0	3	3	50	44.2	100.0%	43.7

Incoming Summary
Tue22Aug24
SAM 9640

from Thu-Mar-21-2024-01-00-PM to Thu-Aug-22-2024-08-59-PM

02/04/2024 07:00:00	44.0	7	8	45	38.8	100.0%	38.4
02/04/2024 08:00:00	40.9	95	112	50	37.2	66.1%	32.9
02/04/2024 09:00:00	39.3	60	71	55	36.6	74.6%	33.5
02/04/2024 10:00:00	37.7	85	100	45	35.3	57.0%	30.6
02/04/2024 11:00:00	37.5	106	125	50	35.2	56.8%	31.2
02/04/2024 12:00:00	36.6	88	103	50	34.7	54.4%	30.7
02/04/2024 13:00:00	36.9	84	99	50	34.9	58.6%	31.2
02/04/2024 14:00:00	34.8	77	91	45	34.3	48.4%	29.1
02/04/2024 15:00:00	37.3	73	86	45	34.6	69.8%	31.9
02/04/2024 16:00:00	38.7	77	91	50	36.0	57.1%	31.2
02/04/2024 17:00:00	38.2	88	104	50	35.6	58.7%	31.7
02/04/2024 18:00:00	38.9	81	95	50	35.8	68.4%	32.7
02/04/2024 19:00:00	40.8	48	57	55	36.8	84.2%	35.0
02/04/2024 20:00:00	42.1	34	40	55	37.7	75.0%	34.7
02/04/2024 21:00:00	42.5	21	25	50	38.0	76.0%	34.6
02/04/2024 22:00:00	40.0	25	29	55	37.8	58.6%	30.8
02/04/2024 23:00:00	33.8	11	13	40	33.5	38.5%	21.8
03/04/2024 00:00:00	47.5	7	8	50	39.2	75.0%	35.9
03/04/2024 01:00:00	38.3	5	6	40	37.5	50.0%	31.3
03/04/2024 02:00:00	25.0	19	22	45	37.5	9.1%	11.7
03/04/2024 03:00:00	8.8	3	4	10	0.0	0.0%	7.5
03/04/2024 04:00:00	0.0	0	0	0	0.0	0.0%	0.0
03/04/2024 05:00:00	35.0	1	1	35	32.5	100.0%	32.0
03/04/2024 06:00:00	45.0	1	1	45	42.5	100.0%	42.0
03/04/2024 07:00:00	40.0	9	11	50	37.5	72.7%	34.0
03/04/2024 08:00:00	43.1	69	81	55	37.4	86.4%	35.7
03/04/2024 09:00:00	39.2	83	98	55	36.3	64.3%	32.3
03/04/2024 10:00:00	36.0	88	104	55	34.7	55.8%	30.8
03/04/2024 11:00:00	38.5	80	94	55	35.8	67.0%	32.4
03/04/2024 12:00:00	38.2	71	84	55	36.0	56.0%	31.4
03/04/2024 13:00:00	37.9	79	93	50	35.2	63.4%	31.3
03/04/2024 14:00:00	38.2	77	91	50	35.6	62.6%	31.9
03/04/2024 15:00:00	38.4	69	81	55	36.3	54.3%	30.8
03/04/2024 16:00:00	36.2	88	104	45	34.5	57.7%	30.7
03/04/2024 17:00:00	38.4	81	95	50	35.3	65.3%	31.8
03/04/2024 18:00:00	38.5	73	86	50	35.5	64.0%	32.2
03/04/2024 19:00:00	43.3	37	43	50	38.0	76.7%	35.3
03/04/2024 20:00:00	40.6	39	46	45	36.5	78.3%	34.1
03/04/2024 21:00:00	39.5	31	36	45	35.4	86.1%	33.9
03/04/2024 22:00:00	44.0	19	22	65	39.4	81.8%	36.3
03/04/2024 23:00:00	43.3	14	16	50	37.9	75.0%	34.9
04/04/2024 00:00:00	40.0	6	7	45	36.5	71.4%	33.4
04/04/2024 01:00:00	40.0	2	2	40	37.5	50.0%	32.0
04/04/2024 02:00:00	40.0	3	3	40	37.5	33.3%	30.7
04/04/2024 03:00:00	10.0	2	2	10	0.0	0.0%	7.0
04/04/2024 04:00:00	0.0	0	0	0	0.0	0.0%	0.0
04/04/2024 05:00:00	40.0	1	1	40	37.5	100.0%	37.0

04/04/2024 06:00:00	42.5	11	13	50	44.2	23.1%	15.8
04/04/2024 07:00:00	45.0	7	8	50	38.2	87.5%	36.5
04/04/2024 08:00:00	46.0	48	57	55	39.0	84.2%	37.0
04/04/2024 09:00:00	**No Data**						
04/04/2024 10:00:00	**No Data**						
						
02/05/2024 17:00:00	38.8	35	41	45	35.3	70.7%	32.6
02/05/2024 18:00:00	42.5	89	105	55	37.9	75.2%	34.8
02/05/2024 19:00:00	41.1	63	74	65	37.5	85.1%	35.6
02/05/2024 20:00:00	45.0	48	56	60	39.1	87.5%	37.0
02/05/2024 21:00:00	45.0	30	35	65	38.9	80.0%	35.9
02/05/2024 22:00:00	37.0	15	18	40	35.0	55.6%	30.8
02/05/2024 23:00:00	43.0	14	17	55	38.5	88.2%	36.8
03/05/2024 00:00:00	40.0	7	8	45	36.9	100.0%	36.6
03/05/2024 01:00:00	43.3	5	6	45	38.3	100.0%	37.8
03/05/2024 02:00:00	40.0	1	1	40	37.5	100.0%	37.0
03/05/2024 03:00:00	50.0	3	3	50	37.5	100.0%	37.0
03/05/2024 04:00:00	50.0	1	1	50	47.5	100.0%	47.0
03/05/2024 05:00:00	0.0	0	0	0	0.0	0.0%	0.0
03/05/2024 06:00:00	55.0	3	3	55	42.5	100.0%	42.0
03/05/2024 07:00:00	47.5	13	15	55	41.3	80.0%	37.4
03/05/2024 08:00:00	43.5	79	93	60	38.5	79.6%	35.8
03/05/2024 09:00:00	39.8	119	140	50	37.0	70.0%	33.6
03/05/2024 10:00:00	37.9	103	121	50	35.5	57.0%	31.2
03/05/2024 11:00:00	36.5	94	111	45	34.9	55.0%	30.3
03/05/2024 12:00:00	38.8	107	126	50	36.2	57.9%	31.9
03/05/2024 13:00:00	38.4	93	109	50	35.5	65.1%	32.2
03/05/2024 14:00:00	35.0	99	116	50	34.9	42.2%	29.9
03/05/2024 15:00:00	37.2	118	139	50	35.2	56.8%	31.2
03/05/2024 16:00:00	36.1	107	126	50	34.3	60.3%	31.0
03/05/2024 17:00:00	38.8	97	114	50	35.7	63.2%	32.0
03/05/2024 18:00:00	37.3	87	102	50	35.0	60.8%	31.0
03/05/2024 19:00:00	38.8	76	89	50	35.4	76.4%	33.2
03/05/2024 20:00:00	41.4	42	49	50	37.2	63.3%	33.0
03/05/2024 21:00:00	38.0	31	36	45	34.9	63.9%	32.0
03/05/2024 22:00:00	38.6	35	41	45	35.4	63.4%	32.0
03/05/2024 23:00:00	40.0	19	22	55	36.3	90.9%	35.2
04/05/2024 00:00:00	42.5	11	13	45	36.7	92.3%	35.8
04/05/2024 01:00:00	40.0	6	7	50	38.5	71.4%	34.9
04/05/2024 02:00:00	40.0	2	2	40	37.5	50.0%	32.0
04/05/2024 03:00:00	40.0	3	3	40	35.0	66.7%	30.3
04/05/2024 04:00:00	0.0	0	0	0	0.0	0.0%	0.0
04/05/2024 05:00:00	0.0	0	0	0	0.0	0.0%	0.0
04/05/2024 06:00:00	50.0	5	6	55	46.5	83.3%	42.8
04/05/2024 07:00:00	44.0	11	13	50	39.2	92.3%	37.9
04/05/2024 08:00:00	42.5	53	62	55	37.2	91.9%	36.2
04/05/2024 09:00:00	40.9	94	111	50	36.4	76.6%	33.9

Incoming Summary
Tue22Aug24
SAM 9640

from Thu-Mar-21-2024-01-00-PM to Thu-Aug-22-2024-08-59-PM

04/05/2024 10:00:00	36.1	126	148	45	35.0	46.6%	30.1
04/05/2024 11:00:00	35.9	174	205	45	34.6	52.2%	30.4
04/05/2024 12:00:00	37.7	148	174	55	35.1	63.2%	31.4
04/05/2024 13:00:00	38.0	132	155	50	35.3	59.4%	31.6
04/05/2024 14:00:00	37.2	115	135	50	35.1	57.0%	31.2
04/05/2024 15:00:00	38.3	103	121	55	36.2	55.4%	31.5
04/05/2024 16:00:00	38.9	94	110	45	35.9	57.3%	31.2
04/05/2024 17:00:00	37.2	90	106	45	35.0	57.5%	31.0
04/05/2024 18:00:00	40.8	75	88	50	37.0	75.0%	34.1
04/05/2024 19:00:00	41.7	49	58	50	37.4	77.6%	34.9
04/05/2024 20:00:00	38.6	42	50	50	35.9	68.0%	32.4
04/05/2024 21:00:00	40.0	20	24	55	36.7	79.2%	34.0
04/05/2024 22:00:00	40.0	17	20	45	36.8	75.0%	34.2
04/05/2024 23:00:00	42.9	18	21	45	37.5	81.0%	35.2
05/05/2024 00:00:00	44.0	17	20	70	39.9	85.0%	37.7
05/05/2024 01:00:00	35.0	4	5	45	34.5	100.0%	34.2
05/05/2024 02:00:00	40.0	3	4	50	42.5	50.0%	34.5
05/05/2024 03:00:00	40.0	3	3	40	35.0	66.7%	32.0
05/05/2024 04:00:00	0.0	0	0	0	0.0	0.0%	0.0
05/05/2024 05:00:00	0.0	0	0	0	0.0	0.0%	0.0
05/05/2024 06:00:00	40.0	3	3	40	34.2	100.0%	33.7
05/05/2024 07:00:00	52.5	7	8	55	40.0	100.0%	39.6
05/05/2024 08:00:00	41.7	11	13	45	37.0	84.6%	34.0
05/05/2024 09:00:00	43.0	33	39	60	38.3	82.1%	35.7
05/05/2024 10:00:00	40.0	64	75	55	36.5	78.7%	34.1
05/05/2024 11:00:00	37.6	109	128	45	35.0	61.7%	30.8
05/05/2024 12:00:00	38.5	101	119	55	35.7	63.0%	31.9
05/05/2024 13:00:00	38.8	119	140	50	35.8	58.6%	31.6
05/05/2024 14:00:00	38.8	94	111	50	35.5	61.3%	31.4
05/05/2024 15:00:00	39.4	94	110	50	35.8	68.2%	32.5
05/05/2024 16:00:00	39.8	83	98	65	36.7	67.3%	33.3
05/05/2024 17:00:00	39.0	91	107	55	35.9	64.5%	32.1
05/05/2024 18:00:00	40.6	51	60	50	36.5	75.0%	33.7
05/05/2024 19:00:00	42.9	26	30	50	37.5	90.0%	36.2
05/05/2024 20:00:00	41.0	28	33	50	36.6	81.8%	33.9
05/05/2024 21:00:00	39.5	27	32	50	36.2	81.3%	33.5
05/05/2024 22:00:00	37.5	10	12	50	36.7	50.0%	31.2
05/05/2024 23:00:00	42.5	8	9	45	38.2	77.8%	35.3
06/05/2024 00:00:00	45.0	7	8	55	38.9	87.5%	37.0
06/05/2024 01:00:00	40.0	5	6	55	38.8	66.7%	34.5
06/05/2024 02:00:00	40.0	1	1	40	37.5	100.0%	37.0
06/05/2024 03:00:00	0.0	0	0	0	0.0	0.0%	0.0
06/05/2024 04:00:00	30.0	1	1	30	0.0	0.0%	27.0
06/05/2024 05:00:00	35.0	1	1	35	32.5	100.0%	32.0
06/05/2024 06:00:00	0.0	0	0	0	0.0	0.0%	0.0
06/05/2024 07:00:00	45.0	15	18	65	38.1	88.9%	36.7
06/05/2024 08:00:00	43.8	20	24	55	39.3	70.8%	32.8

Incoming Summary
Tue22Aug24
SAM 9640

from Thu-Mar-21-2024-01-00-PM to Thu-Aug-22-2024-08-59-PM

06/05/2024 09:00:00	44.4	43	51	60	39.0	78.4%	35.7
06/05/2024 10:00:00	39.7	65	77	50	36.2	72.7%	32.8
06/05/2024 11:00:00	38.3	76	90	45	35.3	67.8%	32.1
06/05/2024 12:00:00	35.9	105	124	55	34.7	53.2%	30.0
06/05/2024 13:00:00	39.0	85	100	55	35.6	77.0%	33.0
06/05/2024 14:00:00	37.4	90	106	55	35.2	59.4%	31.7
06/05/2024 15:00:00	38.4	76	90	50	35.8	64.4%	31.9
06/05/2024 16:00:00	39.2	76	90	45	36.1	64.4%	32.6
06/05/2024 17:00:00	38.5	59	69	55	36.0	56.5%	31.7
06/05/2024 18:00:00	39.7	60	71	55	36.7	71.8%	33.4
06/05/2024 19:00:00	42.5	22	26	50	38.6	73.1%	35.0
06/05/2024 20:00:00	40.0	31	37	55	37.0	81.1%	34.8
06/05/2024 21:00:00	39.3	18	21	60	36.9	76.2%	34.2
06/05/2024 22:00:00	40.0	14	17	55	36.3	76.5%	33.0
06/05/2024 23:00:00	52.5	9	11	60	41.9	81.8%	38.8
07/05/2024 00:00:00	40.0	9	11	50	39.5	45.5%	32.6
07/05/2024 01:00:00	35.0	1	1	35	32.5	100.0%	32.0
07/05/2024 02:00:00	35.0	1	1	35	32.5	100.0%	32.0
07/05/2024 03:00:00	40.0	1	1	40	37.5	100.0%	37.0
07/05/2024 04:00:00	55.0	1	1	55	52.5	100.0%	52.0
07/05/2024 05:00:00	0.0	0	0	0	0.0	0.0%	0.0
07/05/2024 06:00:00	55.0	2	2	55	45.0	100.0%	44.5
07/05/2024 07:00:00	47.5	16	19	55	40.9	100.0%	40.6
07/05/2024 08:00:00	43.8	92	108	55	38.7	87.0%	36.9
07/05/2024 09:00:00	39.4	121	142	55	36.5	68.3%	33.2
07/05/2024 10:00:00	36.8	109	128	55	34.6	62.5%	31.1
07/05/2024 11:00:00	37.1	81	95	50	34.9	62.1%	31.6
07/05/2024 12:00:00	38.3	82	96	50	35.4	61.5%	31.7
07/05/2024 13:00:00	38.5	97	114	45	35.4	66.7%	32.0
07/05/2024 14:00:00	37.3	86	101	50	35.3	56.4%	30.8
07/05/2024 15:00:00	39.7	83	98	50	36.9	66.3%	33.0
07/05/2024 16:00:00	38.0	99	117	50	35.4	64.1%	32.2
07/05/2024 17:00:00	38.1	64	75	50	35.7	56.0%	31.3
07/05/2024 18:00:00	39.5	82	96	55	36.5	66.7%	32.4
07/05/2024 19:00:00	38.8	58	68	50	36.2	60.3%	31.4
07/05/2024 20:00:00	41.2	35	41	60	36.5	82.9%	34.3
07/05/2024 21:00:00	39.1	29	34	45	36.0	70.6%	33.0
07/05/2024 22:00:00	39.5	27	32	50	36.6	71.9%	33.8
07/05/2024 23:00:00	40.0	9	11	45	35.7	100.0%	35.5
08/05/2024 00:00:00	45.0	4	5	50	40.0	80.0%	37.0
08/05/2024 01:00:00	40.0	4	5	50	37.5	80.0%	35.0
08/05/2024 02:00:00	0.0	0	0	0	0.0	0.0%	0.0
08/05/2024 03:00:00	0.0	0	0	0	0.0	0.0%	0.0
08/05/2024 04:00:00	0.0	0	0	0	0.0	0.0%	0.0
08/05/2024 05:00:00	45.0	1	1	45	42.5	100.0%	42.0
08/05/2024 06:00:00	50.0	1	1	50	47.5	100.0%	47.0
08/05/2024 07:00:00	45.0	16	19	50	38.4	89.5%	36.9

Incoming Summary
Tue22Aug24
SAM 9640

from Thu-Mar-21-2024-01-00-PM to Thu-Aug-22-2024-08-59-PM

08/05/2024 08:00:00	41.8	110	130	55	37.7	69.2%	34.1
08/05/2024 09:00:00	38.3	126	148	50	35.4	67.6%	32.3
08/05/2024 10:00:00	37.5	127	149	55	35.3	57.0%	31.1
08/05/2024 11:00:00	38.6	91	107	50	35.7	61.7%	32.0
08/05/2024 12:00:00	38.2	97	114	50	35.8	54.4%	31.2
08/05/2024 13:00:00	38.0	96	113	50	35.7	59.3%	31.2
08/05/2024 14:00:00	38.6	105	123	45	35.7	61.8%	32.0
08/05/2024 15:00:00	37.3	92	108	55	35.0	58.3%	30.7
08/05/2024 16:00:00	38.7	90	106	55	35.6	72.6%	33.2
08/05/2024 17:00:00	38.8	103	121	50	36.0	57.0%	31.8
08/05/2024 18:00:00	41.5	99	116	55	37.3	69.8%	33.9
08/05/2024 19:00:00	43.9	59	69	55	38.5	75.4%	35.4
08/05/2024 20:00:00	41.7	32	38	55	37.0	86.8%	35.4
08/05/2024 21:00:00	43.2	35	41	50	38.9	78.0%	36.0
08/05/2024 22:00:00	38.8	26	31	50	36.3	54.8%	31.7
08/05/2024 23:00:00	45.0	10	12	50	38.0	83.3%	35.3
09/05/2024 00:00:00	40.0	3	3	40	35.0	66.7%	32.0
09/05/2024 01:00:00	42.5	3	4	45	38.8	100.0%	38.3
09/05/2024 02:00:00	40.0	1	1	40	37.5	100.0%	37.0
09/05/2024 03:00:00	40.0	1	1	40	37.5	100.0%	37.0
09/05/2024 04:00:00	0.0	0	0	0	0.0	0.0%	0.0
09/05/2024 05:00:00	0.0	0	0	0	0.0	0.0%	0.0
09/05/2024 06:00:00	45.0	8	9	50	40.3	100.0%	40.0
09/05/2024 07:00:00	50.0	20	24	55	40.8	87.5%	38.9
09/05/2024 08:00:00	40.9	95	112	65	37.7	76.8%	34.9
09/05/2024 09:00:00	39.0	128	150	55	35.7	66.7%	32.3
09/05/2024 10:00:00	37.4	104	122	50	34.9	63.9%	31.7
09/05/2024 11:00:00	35.6	102	120	45	34.2	60.0%	30.7
09/05/2024 12:00:00	38.3	99	116	50	35.3	66.4%	32.3
09/05/2024 13:00:00	38.2	101	119	50	35.6	60.5%	31.9
09/05/2024 14:00:00	38.9	95	112	60	36.5	61.6%	32.6
09/05/2024 15:00:00	37.2	91	107	45	34.8	60.7%	31.3
09/05/2024 16:00:00	38.0	76	90	45	35.2	66.7%	32.0
09/05/2024 17:00:00	40.0	95	112	55	36.8	67.9%	33.3
09/05/2024 18:00:00	40.6	94	110	60	37.4	67.3%	33.8
09/05/2024 19:00:00	42.1	70	82	55	37.4	74.4%	34.4
09/05/2024 20:00:00	44.0	39	46	55	39.0	84.8%	37.0
09/05/2024 21:00:00	45.0	23	27	60	40.5	55.6%	33.6
09/05/2024 22:00:00	42.5	18	21	50	36.3	76.2%	33.8
09/05/2024 23:00:00	43.3	14	16	50	37.1	87.5%	35.6
10/05/2024 00:00:00	45.0	6	7	50	41.3	57.1%	34.9
10/05/2024 01:00:00	45.0	3	3	45	37.5	100.0%	37.0
10/05/2024 02:00:00	35.0	1	1	35	32.5	100.0%	32.0
10/05/2024 03:00:00	40.0	1	1	40	37.5	100.0%	37.0
10/05/2024 04:00:00	50.0	1	1	50	47.5	100.0%	47.0
10/05/2024 05:00:00	0.0	0	0	0	0.0	0.0%	0.0
10/05/2024 06:00:00	52.5	3	4	55	46.3	100.0%	45.8

Incoming Summary
Tue22Aug24
SAM 9640

from Thu-Mar-21-2024-01-00-PM to Thu-Aug-22-2024-08-59-PM

10/05/2024 07:00:00	45.0	18	21	50	39.2	100.0%	38.8
10/05/2024 08:00:00	42.5	124	146	55	37.6	78.1%	35.0
10/05/2024 09:00:00	38.8	105	123	55	36.0	66.7%	32.6
10/05/2024 10:00:00	37.6	122	143	45	35.2	55.2%	30.9
10/05/2024 11:00:00	36.0	104	122	55	35.0	48.4%	30.1
10/05/2024 12:00:00	37.6	121	142	50	35.6	54.2%	30.7
10/05/2024 13:00:00	38.4	93	109	50	35.1	67.9%	32.2
10/05/2024 14:00:00	38.0	104	122	45	35.4	57.4%	30.6
10/05/2024 15:00:00	38.6	113	133	60	35.8	64.7%	32.2
10/05/2024 16:00:00	39.1	94	110	50	35.8	73.6%	33.2
10/05/2024 17:00:00	38.8	121	142	50	35.7	67.6%	32.3
10/05/2024 18:00:00	41.1	103	121	55	37.3	69.4%	33.9
10/05/2024 19:00:00	43.0	75	88	50	37.7	85.2%	35.5
10/05/2024 20:00:00	42.8	60	70	55	38.5	74.3%	35.1
10/05/2024 21:00:00	41.7	43	51	50	37.6	76.5%	34.9
10/05/2024 22:00:00	45.0	26	31	55	39.1	80.6%	36.4
10/05/2024 23:00:00	41.2	28	33	50	37.0	90.9%	35.9
11/05/2024 00:00:00	45.0	10	12	55	40.7	91.7%	39.3
11/05/2024 01:00:00	52.5	7	8	55	43.9	87.5%	41.4
11/05/2024 02:00:00	45.0	3	4	50	41.3	100.0%	40.8
11/05/2024 03:00:00	55.0	1	1	55	52.5	100.0%	52.0
11/05/2024 04:00:00	45.0	3	3	45	37.5	100.0%	37.0
11/05/2024 05:00:00	40.0	4	5	45	37.5	100.0%	37.2
11/05/2024 06:00:00	46.0	24	28	50	39.7	89.3%	38.2
11/05/2024 07:00:00	40.0	8	10	55	36.5	100.0%	36.2
11/05/2024 08:00:00	44.3	39	46	60	38.9	80.4%	36.3
11/05/2024 09:00:00	43.1	55	65	55	38.0	84.6%	36.0
11/05/2024 10:00:00	39.5	91	107	55	36.3	65.4%	32.6
11/05/2024 11:00:00	37.3	87	102	50	34.8	63.7%	31.2
11/05/2024 12:00:00	38.8	113	133	60	36.1	57.1%	31.9
11/05/2024 13:00:00	37.9	133	156	50	35.1	63.5%	31.7
11/05/2024 14:00:00	37.8	115	135	50	35.3	56.3%	30.8
11/05/2024 15:00:00	36.4	100	118	45	34.7	58.5%	30.7
11/05/2024 16:00:00	40.3	99	116	50	36.6	64.7%	32.3
11/05/2024 17:00:00	40.7	94	110	60	37.1	70.0%	33.6
11/05/2024 18:00:00	39.6	82	96	55	36.3	71.9%	33.4
11/05/2024 19:00:00	43.9	74	87	55	39.2	72.4%	35.6
11/05/2024 20:00:00	41.2	42	49	50	37.1	77.6%	34.5
11/05/2024 21:00:00	46.0	22	26	50	39.6	73.1%	36.1
11/05/2024 22:00:00	42.5	33	39	60	38.0	74.4%	34.8
11/05/2024 23:00:00	39.4	28	33	50	35.8	81.8%	34.0
12/05/2024 00:00:00	40.0	8	9	60	37.5	88.9%	35.9
12/05/2024 01:00:00	40.0	9	11	50	37.5	72.7%	34.3
12/05/2024 02:00:00	40.0	2	2	40	35.0	100.0%	34.5
12/05/2024 03:00:00	50.0	1	1	50	47.5	100.0%	47.0
12/05/2024 04:00:00	30.0	1	1	30	0.0	0.0%	27.0
12/05/2024 05:00:00	0.0	0	0	0	0.0	0.0%	0.0

12/05/2024 06:00:00	50.0	3	3	50	45.8	100.0%	45.3
12/05/2024 07:00:00	47.5	7	8	50	39.6	87.5%	37.8
12/05/2024 08:00:00	43.0	27	32	55	38.6	68.8%	34.3
12/05/2024 09:00:00	42.5	31	37	55	37.7	73.0%	33.8
12/05/2024 10:00:00	39.4	65	76	50	35.9	73.7%	33.4
12/05/2024 11:00:00	37.3	68	80	50	34.9	65.0%	31.3
12/05/2024 12:00:00	37.6	111	131	55	35.6	56.5%	31.3
12/05/2024 13:00:00	37.6	99	116	45	35.2	56.0%	31.1
12/05/2024 14:00:00	39.0	90	106	60	36.5	61.3%	32.4
12/05/2024 15:00:00	39.3	76	90	60	36.9	56.7%	32.1
12/05/2024 16:00:00	41.7	72	85	50	37.3	68.2%	33.8
12/05/2024 17:00:00	41.2	51	60	55	37.0	71.7%	33.8
12/05/2024 18:00:00	43.8	48	57	55	38.9	75.4%	35.4
12/05/2024 19:00:00	43.5	44	52	50	39.1	73.1%	35.0
12/05/2024 20:00:00	39.5	21	25	45	36.3	84.0%	34.6
12/05/2024 21:00:00	42.5	24	28	55	37.8	67.9%	34.2
12/05/2024 22:00:00	36.7	14	17	50	34.8	76.5%	32.8
12/05/2024 23:00:00	40.0	13	15	45	36.0	66.7%	32.9
13/05/2024 00:00:00	32.5	5	6	35	32.5	33.3%	27.8
13/05/2024 01:00:00	40.0	2	2	40	37.5	50.0%	29.5
13/05/2024 02:00:00	35.0	1	1	35	32.5	100.0%	32.0
13/05/2024 03:00:00	35.0	1	1	35	32.5	100.0%	32.0
13/05/2024 04:00:00	40.0	1	1	40	37.5	100.0%	37.0
13/05/2024 05:00:00	0.0	0	0	0	0.0	0.0%	0.0
13/05/2024 06:00:00	45.0	2	2	45	42.5	100.0%	42.0
13/05/2024 07:00:00	43.3	16	19	60	37.8	89.5%	36.4
13/05/2024 08:00:00	41.5	90	106	60	37.6	79.2%	35.1
13/05/2024 09:00:00	39.4	121	142	50	36.0	66.2%	32.6
13/05/2024 10:00:00	38.6	85	100	50	36.1	57.0%	31.2
13/05/2024 11:00:00	37.1	95	112	55	35.6	52.7%	30.9
13/05/2024 12:00:00	36.2	96	113	50	34.8	53.1%	30.3
13/05/2024 13:00:00	38.4	94	110	50	35.4	61.8%	31.7
13/05/2024 14:00:00	37.4	85	100	50	35.2	56.0%	31.3
13/05/2024 15:00:00	37.5	88	104	50	35.7	51.0%	30.9
13/05/2024 16:00:00	37.4	97	114	55	35.0	60.5%	31.0
13/05/2024 17:00:00	38.6	92	108	50	35.7	63.9%	32.2
13/05/2024 18:00:00	40.4	93	109	55	36.7	70.6%	33.3
13/05/2024 19:00:00	42.7	59	69	50	37.7	76.8%	34.9
13/05/2024 20:00:00	42.1	42	49	45	37.8	81.6%	35.5
13/05/2024 21:00:00	43.8	29	34	55	39.0	70.6%	34.9
13/05/2024 22:00:00	40.0	15	18	50	36.3	94.4%	35.6
13/05/2024 23:00:00	45.0	7	8	50	39.6	87.5%	37.8
14/05/2024 00:00:00	40.0	7	8	50	37.5	50.0%	32.1
14/05/2024 01:00:00	43.3	6	7	45	40.0	57.1%	33.6
14/05/2024 02:00:00	37.5	4	5	40	37.5	40.0%	30.0
14/05/2024 03:00:00	0.0	0	0	0	0.0	0.0%	0.0
14/05/2024 04:00:00	50.0	1	1	50	47.5	100.0%	47.0

Incoming Summary
Tue22Aug24
SAM 9640

from Thu-Mar-21-2024-01-00-PM to Thu-Aug-22-2024-08-59-PM

14/05/2024 05:00:00	0.0	0	0	0	0.0	0.0%	0.0
14/05/2024 06:00:00	55.0	3	3	55	39.2	100.0%	38.7
14/05/2024 07:00:00	48.3	12	14	50	41.7	92.9%	40.4
14/05/2024 08:00:00	44.1	96	113	60	39.2	79.6%	36.2
14/05/2024 09:00:00	37.9	131	154	50	36.1	49.4%	26.4
14/05/2024 10:00:00	38.6	102	120	65	36.0	65.8%	32.5
14/05/2024 11:00:00	37.9	85	100	50	35.4	60.0%	31.5
14/05/2024 12:00:00	35.9	99	116	45	34.6	50.0%	29.9
14/05/2024 13:00:00	38.7	88	103	50	36.0	55.3%	31.4
14/05/2024 14:00:00	38.9	70	82	50	35.6	69.5%	32.6
14/05/2024 15:00:00	36.7	96	113	55	34.9	60.2%	30.9
14/05/2024 16:00:00	38.0	82	96	50	35.0	65.6%	32.1
14/05/2024 17:00:00	38.8	88	103	50	35.7	63.1%	32.2
14/05/2024 18:00:00	39.3	94	111	55	36.2	70.3%	33.1
14/05/2024 19:00:00	41.2	62	73	55	37.8	68.5%	34.1
14/05/2024 20:00:00	42.5	26	31	55	37.5	77.4%	34.7
14/05/2024 21:00:00	43.3	20	23	50	38.3	78.3%	35.8
14/05/2024 22:00:00	41.0	31	36	50	36.4	77.8%	33.8
14/05/2024 23:00:00	40.0	12	14	55	37.1	85.7%	35.0
15/05/2024 00:00:00	33.3	4	5	35	32.5	60.0%	30.0
15/05/2024 01:00:00	42.5	4	5	45	36.5	100.0%	36.0
15/05/2024 02:00:00	40.0	2	2	40	37.5	50.0%	29.5
15/05/2024 03:00:00	35.0	1	1	35	32.5	100.0%	32.0
15/05/2024 04:00:00	0.0	0	0	0	0.0	0.0%	0.0
15/05/2024 05:00:00	0.0	0	0	0	0.0	0.0%	0.0
15/05/2024 06:00:00	45.0	3	4	55	42.5	75.0%	38.3
15/05/2024 07:00:00	45.0	8	9	50	39.4	88.9%	36.6
15/05/2024 08:00:00	43.5	90	106	55	38.8	74.5%	35.1
15/05/2024 09:00:00	37.7	129	152	55	35.5	57.9%	29.1
15/05/2024 10:00:00	35.4	149	175	55	36.7	30.3%	21.1
15/05/2024 11:00:00	38.8	88	104	60	36.4	51.9%	29.4
15/05/2024 12:00:00	38.0	85	100	45	35.2	64.0%	32.0
15/05/2024 13:00:00	38.2	108	127	55	36.1	54.3%	31.6
15/05/2024 14:00:00	38.2	96	113	45	35.4	61.1%	31.9
15/05/2024 15:00:00	39.3	91	107	50	36.2	61.7%	31.9
15/05/2024 16:00:00	38.4	110	130	55	35.9	59.2%	31.8
15/05/2024 17:00:00	39.6	105	123	50	36.0	69.1%	33.1
15/05/2024 18:00:00	39.8	84	99	50	36.9	70.7%	33.6
15/05/2024 19:00:00	41.1	58	68	65	38.1	60.3%	32.8
15/05/2024 20:00:00	41.7	27	32	50	36.7	81.3%	34.7
15/05/2024 21:00:00	40.0	37	43	50	36.3	69.8%	33.3
15/05/2024 22:00:00	41.2	23	27	55	36.8	74.1%	34.0
15/05/2024 23:00:00	44.3	13	15	50	40.2	86.7%	38.0
16/05/2024 00:00:00	42.5	7	8	45	38.8	50.0%	32.8
16/05/2024 01:00:00	40.0	3	4	45	37.5	100.0%	37.0
16/05/2024 02:00:00	38.8	7	8	40	35.4	87.5%	33.9
16/05/2024 03:00:00	0.0	0	0	0	0.0	0.0%	0.0

16/05/2024 04:00:00	0.0	0	0	0	0.0	0.0%	0.0
16/05/2024 05:00:00	0.0	0	0	0	0.0	0.0%	0.0
16/05/2024 06:00:00	50.0	5	6	55	44.5	83.3%	41.2
16/05/2024 07:00:00	43.3	15	18	60	40.7	77.8%	37.1
16/05/2024 08:00:00	43.8	96	113	60	38.8	80.5%	36.3
16/05/2024 09:00:00	38.9	131	154	50	35.7	64.9%	32.0
16/05/2024 10:00:00	38.8	73	86	50	36.1	60.5%	32.1
16/05/2024 11:00:00	38.5	67	79	50	35.8	64.6%	32.6
16/05/2024 12:00:00	35.0	88	103	50	35.1	45.6%	29.6
16/05/2024 13:00:00	37.3	83	98	60	36.1	48.0%	30.3
16/05/2024 14:00:00	36.7	82	96	50	35.2	47.9%	30.1
16/05/2024 15:00:00	36.6	92	108	45	35.0	48.1%	30.2
16/05/2024 16:00:00	38.8	98	115	50	35.5	60.9%	31.5
16/05/2024 17:00:00	37.4	82	97	45	35.3	53.6%	30.9
16/05/2024 18:00:00	40.4	68	80	50	36.4	67.5%	33.2
16/05/2024 19:00:00	40.0	71	83	60	36.4	68.7%	32.9
16/05/2024 20:00:00	40.0	38	45	55	37.2	68.9%	33.4
16/05/2024 21:00:00	42.5	27	32	50	38.3	75.0%	35.2
16/05/2024 22:00:00	45.0	14	16	55	40.2	81.3%	37.4
16/05/2024 23:00:00	40.0	24	28	45	35.4	60.7%	32.0
17/05/2024 00:00:00	43.3	10	12	50	38.0	83.3%	35.8
17/05/2024 01:00:00	47.5	5	6	50	40.5	83.3%	37.0
17/05/2024 02:00:00	35.0	3	4	40	35.0	50.0%	30.8
17/05/2024 03:00:00	60.0	2	2	60	50.0	100.0%	49.5
17/05/2024 04:00:00	40.0	1	1	40	37.5	100.0%	37.0
17/05/2024 05:00:00	40.0	1	1	40	37.5	100.0%	37.0
17/05/2024 06:00:00	60.0	3	3	60	47.5	100.0%	47.0
17/05/2024 07:00:00	48.8	14	16	55	40.7	87.5%	38.6
17/05/2024 08:00:00	42.2	78	92	55	37.8	85.9%	36.0
17/05/2024 09:00:00	40.3	128	151	60	36.7	68.9%	33.0
17/05/2024 10:00:00	38.3	127	149	50	35.6	60.4%	31.9
17/05/2024 11:00:00	38.0	100	118	45	35.1	66.1%	32.3
17/05/2024 12:00:00	36.9	107	126	50	35.2	52.4%	30.5
17/05/2024 13:00:00	38.3	115	135	50	35.4	64.4%	32.2
17/05/2024 14:00:00	36.7	116	136	50	34.9	52.9%	30.2
17/05/2024 15:00:00	37.4	114	134	50	35.1	59.0%	31.5
17/05/2024 16:00:00	37.4	127	149	55	35.3	57.7%	31.3
17/05/2024 17:00:00	38.2	97	114	50	35.8	59.6%	31.9
17/05/2024 18:00:00	39.7	105	124	50	36.6	70.2%	33.5
17/05/2024 19:00:00	40.6	76	90	55	37.4	78.9%	35.1
17/05/2024 20:00:00	44.4	46	54	55	38.3	83.3%	36.2
17/05/2024 21:00:00	43.3	37	44	55	38.3	81.8%	35.6
17/05/2024 22:00:00	40.0	41	48	55	36.9	64.6%	32.6
17/05/2024 23:00:00	41.7	24	28	45	36.8	71.4%	33.8
18/05/2024 00:00:00	52.5	11	13	60	42.5	84.6%	39.7
18/05/2024 01:00:00	42.5	5	6	45	36.7	100.0%	36.3
18/05/2024 02:00:00	35.0	1	1	35	32.5	100.0%	32.0

Incoming Summary
Tue22Aug24
SAM 9640

from Thu-Mar-21-2024-01-00-PM to Thu-Aug-22-2024-08-59-PM

18/05/2024 03:00:00	40.0	1	1	40	37.5	100.0%	37.0
18/05/2024 04:00:00	40.0	1	1	40	37.5	100.0%	37.0
18/05/2024 05:00:00	0.0	0	0	0	0.0	0.0%	0.0
18/05/2024 06:00:00	45.0	5	6	50	38.3	100.0%	37.8
18/05/2024 07:00:00	46.2	25	29	55	37.5	69.0%	33.6
18/05/2024 08:00:00	43.8	54	64	50	38.7	76.6%	35.4
18/05/2024 09:00:00	39.8	69	81	65	38.0	60.5%	33.3
18/05/2024 10:00:00	37.1	148	174	55	35.5	51.7%	30.8
18/05/2024 11:00:00	35.3	212	250	50	34.5	46.4%	29.8
18/05/2024 12:00:00	36.7	203	239	50	35.2	47.7%	30.0
18/05/2024 13:00:00	36.4	163	192	50	35.0	48.4%	29.7
18/05/2024 14:00:00	38.2	153	180	55	35.3	66.1%	32.4
18/05/2024 15:00:00	36.8	128	150	50	34.7	57.3%	30.9
18/05/2024 16:00:00	39.6	94	110	50	36.2	68.2%	32.9
18/05/2024 17:00:00	40.8	82	96	55	36.9	67.7%	33.5
18/05/2024 18:00:00	41.7	77	91	55	38.0	71.4%	34.7
18/05/2024 19:00:00	45.0	59	69	55	39.2	71.0%	35.3
18/05/2024 20:00:00	42.2	54	63	55	37.9	65.1%	32.9
18/05/2024 21:00:00	43.8	23	27	75	38.9	77.8%	36.1
18/05/2024 22:00:00	40.0	25	29	55	37.8	62.1%	33.4
18/05/2024 23:00:00	45.0	17	20	50	38.6	70.0%	34.8
19/05/2024 00:00:00	38.8	14	16	45	34.8	81.3%	33.1
19/05/2024 01:00:00	45.0	8	9	60	39.5	55.6%	33.2
19/05/2024 02:00:00	45.0	3	3	45	39.2	100.0%	38.7
19/05/2024 03:00:00	45.0	3	3	45	39.2	100.0%	39.0
19/05/2024 04:00:00	60.0	1	1	60	57.5	100.0%	57.0
19/05/2024 05:00:00	0.0	0	0	0	0.0	0.0%	0.0
19/05/2024 06:00:00	45.0	3	3	45	40.8	100.0%	40.3
19/05/2024 07:00:00	45.0	12	14	50	37.9	92.9%	36.7
19/05/2024 08:00:00	43.3	17	20	50	38.1	90.0%	36.3
19/05/2024 09:00:00	39.6	32	38	50	36.9	71.1%	33.2
19/05/2024 10:00:00	42.7	66	78	70	37.5	78.2%	34.9
19/05/2024 11:00:00	39.4	71	83	50	36.2	61.4%	32.3
19/05/2024 12:00:00	37.6	109	128	50	35.4	57.8%	31.2
19/05/2024 13:00:00	39.0	95	112	50	36.1	68.8%	33.1
19/05/2024 14:00:00	37.9	89	105	50	35.2	67.6%	32.2
19/05/2024 15:00:00	38.1	74	87	55	35.6	59.8%	30.8
19/05/2024 16:00:00	38.6	67	79	50	35.7	64.6%	32.2
19/05/2024 17:00:00	40.6	61	72	50	36.7	69.4%	33.3
19/05/2024 18:00:00	40.8	42	49	50	36.4	77.6%	33.8
19/05/2024 19:00:00	43.8	31	36	55	38.4	91.7%	36.4
19/05/2024 20:00:00	46.7	25	29	60	38.8	93.1%	37.6
19/05/2024 21:00:00	39.2	26	31	45	36.0	64.5%	32.5
19/05/2024 22:00:00	41.7	18	21	50	37.9	57.1%	33.0
19/05/2024 23:00:00	40.0	15	18	50	37.5	66.7%	33.9
20/05/2024 00:00:00	35.0	8	9	40	33.8	44.4%	28.7
20/05/2024 01:00:00	45.0	5	6	50	39.2	100.0%	38.7

Incoming Summary
Tue22Aug24
SAM 9640

from Thu-Mar-21-2024-01-00-PM to Thu-Aug-22-2024-08-59-PM

20/05/2024 02:00:00	40.0	2	2	40	35.0	100.0%	34.5
20/05/2024 03:00:00	30.0	1	1	30	0.0	0.0%	27.0
20/05/2024 04:00:00	0.0	0	0	0	0.0	0.0%	0.0
20/05/2024 05:00:00	0.0	0	0	0	0.0	0.0%	0.0
20/05/2024 06:00:00	45.0	2	2	45	42.5	100.0%	42.0
20/05/2024 07:00:00	40.0	17	20	50	36.9	85.0%	35.2
20/05/2024 08:00:00	45.0	99	116	65	38.7	72.4%	34.9
20/05/2024 09:00:00	38.6	118	139	55	35.9	61.2%	31.8
20/05/2024 10:00:00	37.3	109	128	45	34.9	57.8%	31.2
20/05/2024 11:00:00	37.8	93	109	50	35.3	56.9%	31.0
20/05/2024 12:00:00	35.9	90	106	50	34.6	50.9%	30.4
20/05/2024 13:00:00	37.5	90	106	45	35.0	61.3%	31.2
20/05/2024 14:00:00	37.3	104	122	55	35.4	53.3%	31.0
20/05/2024 15:00:00	39.0	110	129	55	36.2	56.6%	31.8
20/05/2024 16:00:00	37.5	105	124	45	35.0	62.1%	31.8
20/05/2024 17:00:00	38.9	72	85	60	36.4	64.7%	33.1
20/05/2024 18:00:00	39.8	99	116	50	36.6	68.1%	33.4
20/05/2024 19:00:00	40.6	58	68	50	37.0	79.4%	34.7
20/05/2024 20:00:00	42.5	37	43	55	38.0	74.4%	35.0
20/05/2024 21:00:00	41.2	21	25	50	38.0	76.0%	35.2
20/05/2024 22:00:00	36.2	23	27	45	34.2	66.7%	31.3
20/05/2024 23:00:00	37.5	4	5	40	34.5	100.0%	34.2
21/05/2024 00:00:00	35.0	3	4	40	35.0	50.0%	28.3
21/05/2024 01:00:00	45.0	3	3	45	42.5	33.3%	32.0
21/05/2024 02:00:00	30.0	1	1	30	0.0	0.0%	27.0
21/05/2024 03:00:00	37.5	5	6	40	35.8	50.0%	30.3
21/05/2024 04:00:00	0.0	0	0	0	0.0	0.0%	0.0
21/05/2024 05:00:00	0.0	0	0	0	0.0	0.0%	0.0
21/05/2024 06:00:00	55.0	2	2	55	47.5	100.0%	47.0
21/05/2024 07:00:00	46.2	19	22	50	39.3	77.3%	36.3
21/05/2024 08:00:00	42.7	95	112	60	38.1	70.5%	34.4
21/05/2024 09:00:00	37.2	139	163	60	35.3	57.7%	31.5
21/05/2024 10:00:00	40.0	100	118	50	36.1	72.0%	33.2
21/05/2024 11:00:00	37.6	104	122	50	35.4	55.7%	31.4
21/05/2024 12:00:00	36.3	105	124	50	34.9	54.8%	30.2
21/05/2024 13:00:00	37.8	90	106	55	35.6	58.5%	31.5
21/05/2024 14:00:00	38.8	78	92	55	36.1	58.7%	32.3
21/05/2024 15:00:00	37.6	95	112	50	35.6	51.8%	30.9
21/05/2024 16:00:00	38.3	112	132	50	36.1	52.3%	31.4
21/05/2024 17:00:00	37.6	85	100	50	35.4	57.0%	31.5
21/05/2024 18:00:00	40.0	79	93	55	36.8	75.3%	34.2
21/05/2024 19:00:00	41.2	48	56	55	37.1	71.4%	33.7
21/05/2024 20:00:00	39.1	37	43	45	36.0	62.8%	32.5
21/05/2024 21:00:00	42.5	27	32	55	37.9	71.9%	34.3
21/05/2024 22:00:00	41.2	19	22	45	36.9	77.3%	34.2
21/05/2024 23:00:00	40.0	10	12	45	36.3	66.7%	33.0
22/05/2024 00:00:00	40.0	7	8	50	37.5	50.0%	32.1

Incoming Summary
Tue22Aug24
SAM 9640

from Thu-Mar-21-2024-01-00-PM to Thu-Aug-22-2024-08-59-PM

22/05/2024 01:00:00	43.3	4	5	45	40.0	80.0%	37.2
22/05/2024 02:00:00	35.0	2	2	35	32.5	50.0%	29.5
22/05/2024 03:00:00	47.5	5	6	50	47.5	33.3%	20.5
22/05/2024 04:00:00	40.0	1	1	40	37.5	100.0%	37.0
22/05/2024 05:00:00	10.0	3	3	10	0.0	0.0%	7.0
22/05/2024 06:00:00	35.0	12	14	45	36.3	28.6%	15.5
22/05/2024 07:00:00	36.4	38	45	45	38.0	22.2%	15.5
22/05/2024 08:00:00	40.7	96	113	55	36.4	75.2%	33.9
22/05/2024 09:00:00	36.1	126	148	55	35.1	49.3%	30.1
22/05/2024 10:00:00	35.7	88	104	45	34.5	51.0%	30.3
22/05/2024 11:00:00	34.5	97	114	55	34.6	39.5%	28.1
22/05/2024 12:00:00	34.6	79	93	45	34.7	39.8%	29.1
22/05/2024 13:00:00	37.0	84	99	50	34.8	62.6%	31.4
22/05/2024 14:00:00	39.2	74	87	55	36.0	66.7%	32.5
22/05/2024 15:00:00	35.9	94	111	60	35.0	54.1%	30.3
22/05/2024 16:00:00	37.8	97	114	45	35.1	60.5%	31.6
22/05/2024 17:00:00	39.1	88	104	50	36.0	60.6%	32.0
22/05/2024 18:00:00	40.4	82	96	55	36.7	65.6%	32.3
22/05/2024 19:00:00	40.0	60	70	50	36.4	82.9%	34.6
22/05/2024 20:00:00	38.9	43	51	50	35.9	74.5%	33.3
22/05/2024 21:00:00	43.1	37	43	50	37.6	79.1%	35.0
22/05/2024 22:00:00	39.0	17	20	45	36.0	65.0%	32.6
22/05/2024 23:00:00	38.3	14	16	40	35.0	75.0%	32.8
23/05/2024 00:00:00	37.5	4	5	40	35.8	60.0%	32.0
23/05/2024 01:00:00	40.0	2	2	40	35.0	100.0%	34.5
23/05/2024 02:00:00	30.0	1	1	30	0.0	0.0%	27.0
23/05/2024 03:00:00	40.0	2	2	40	35.0	100.0%	34.5
23/05/2024 04:00:00	45.0	1	1	45	42.5	100.0%	42.0
23/05/2024 05:00:00	50.0	1	1	50	47.5	100.0%	47.0
23/05/2024 06:00:00	52.5	6	7	55	41.1	100.0%	40.7
23/05/2024 07:00:00	43.8	14	16	50	38.2	87.5%	36.1
23/05/2024 08:00:00	41.1	107	126	60	37.1	77.0%	34.5
23/05/2024 09:00:00	37.5	134	158	55	35.3	57.6%	31.2
23/05/2024 10:00:00	37.2	100	118	45	35.2	52.5%	30.9
23/05/2024 11:00:00	37.5	83	98	50	35.1	65.3%	32.1
23/05/2024 12:00:00	35.6	99	117	45	34.5	47.0%	29.8
23/05/2024 13:00:00	38.0	94	111	50	35.5	59.5%	31.7
23/05/2024 14:00:00	35.0	100	118	50	34.7	44.9%	28.8
23/05/2024 15:00:00	37.6	94	110	50	35.2	58.2%	31.6
23/05/2024 16:00:00	37.2	112	132	50	35.6	50.8%	30.6
23/05/2024 17:00:00	38.9	85	100	50	36.1	63.0%	32.0
23/05/2024 18:00:00	38.8	99	117	55	36.1	62.4%	32.1
23/05/2024 19:00:00	39.7	66	78	55	36.6	74.4%	33.9
23/05/2024 20:00:00	43.1	34	40	55	38.3	75.0%	34.8
23/05/2024 21:00:00	42.8	29	34	50	38.2	67.6%	33.6
23/05/2024 22:00:00	40.0	21	25	60	37.5	76.0%	34.5
23/05/2024 23:00:00	44.3	27	32	50	39.0	71.9%	35.4

Incoming Summary
Tue22Aug24
SAM 9640

from Thu-Mar-21-2024-01-00-PM to Thu-Aug-22-2024-08-59-PM

24/05/2024 00:00:00	46.7	9	11	50	40.3	81.8%	37.6
24/05/2024 01:00:00	45.0	6	7	50	40.0	85.7%	37.7
24/05/2024 02:00:00	35.0	2	2	35	32.5	100.0%	32.0
24/05/2024 03:00:00	0.0	0	0	0	0.0	0.0%	0.0
24/05/2024 04:00:00	0.0	0	0	0	0.0	0.0%	0.0
24/05/2024 05:00:00	50.0	1	1	50	47.5	100.0%	47.0
24/05/2024 06:00:00	52.5	6	7	55	43.2	100.0%	42.7
24/05/2024 07:00:00	41.2	31	37	50	37.2	86.5%	35.4
24/05/2024 08:00:00	43.5	82	96	60	38.8	79.2%	35.9
24/05/2024 09:00:00	39.4	122	143	60	36.7	59.4%	32.2
24/05/2024 10:00:00	38.0	131	154	50	35.7	53.9%	31.0
24/05/2024 11:00:00	36.5	94	111	45	34.7	60.4%	31.0
24/05/2024 12:00:00	37.6	119	140	55	35.0	64.3%	31.7
24/05/2024 13:00:00	36.4	119	140	50	34.9	50.0%	30.5
24/05/2024 14:00:00	38.5	99	116	55	36.1	59.5%	31.9
24/05/2024 15:00:00	38.5	118	139	55	35.8	62.6%	32.4
24/05/2024 16:00:00	39.1	112	132	50	36.2	62.9%	32.4
24/05/2024 17:00:00	37.6	108	127	55	35.4	55.9%	31.3
24/05/2024 18:00:00	39.8	133	157	55	37.1	66.9%	33.3
24/05/2024 19:00:00	42.8	107	126	60	38.0	77.0%	35.0
24/05/2024 20:00:00	43.8	89	105	65	39.0	72.4%	35.4
24/05/2024 21:00:00	41.4	48	57	70	37.9	80.7%	35.6
24/05/2024 22:00:00	38.1	33	39	45	35.3	64.1%	30.9
24/05/2024 23:00:00	40.0	34	40	55	36.4	82.5%	34.3
25/05/2024 00:00:00	45.0	12	14	55	38.7	92.9%	37.5
25/05/2024 01:00:00	50.0	7	8	65	40.4	87.5%	38.3
25/05/2024 02:00:00	47.5	3	4	50	45.8	75.0%	40.8
25/05/2024 03:00:00	35.0	1	1	35	32.5	100.0%	32.0
25/05/2024 04:00:00	45.0	3	3	45	35.8	100.0%	35.3
25/05/2024 05:00:00	45.0	1	1	45	42.5	100.0%	42.0
25/05/2024 06:00:00	45.0	6	7	55	39.6	100.0%	39.4
25/05/2024 07:00:00	50.0	9	11	55	41.0	90.9%	39.4
25/05/2024 08:00:00	46.7	22	26	65	41.0	76.9%	37.3
25/05/2024 09:00:00	41.7	53	62	50	37.1	66.1%	32.5
25/05/2024 10:00:00	41.4	67	79	50	36.7	67.1%	32.8
25/05/2024 11:00:00	36.7	88	104	50	35.0	54.8%	28.9
25/05/2024 12:00:00	35.0	137	161	50	34.8	44.1%	29.3
25/05/2024 13:00:00	38.8	113	133	55	36.0	61.7%	32.4
25/05/2024 14:00:00	37.5	132	155	45	35.1	57.4%	30.3
25/05/2024 15:00:00	35.9	116	136	45	34.9	44.9%	28.8
25/05/2024 16:00:00	37.1	103	121	50	35.0	56.2%	30.9
25/05/2024 17:00:00	38.0	91	107	50	35.5	57.0%	31.5
25/05/2024 18:00:00	36.4	88	104	55	35.2	59.6%	31.4
25/05/2024 19:00:00	39.2	64	75	55	36.3	69.3%	33.1
25/05/2024 20:00:00	41.2	38	45	50	37.2	66.7%	33.5
25/05/2024 21:00:00	41.0	27	32	55	37.5	65.6%	33.7
25/05/2024 22:00:00	38.1	25	29	45	35.6	55.2%	31.4

25/05/2024 23:00:00	40.0	19	22	45	36.0	59.1%	32.2
26/05/2024 00:00:00	37.5	6	7	40	35.8	42.9%	29.9
26/05/2024 01:00:00	40.0	6	7	45	36.8	100.0%	36.3
26/05/2024 02:00:00	45.0	5	6	50	37.5	100.0%	37.2
26/05/2024 03:00:00	35.0	2	2	35	32.5	50.0%	29.5
26/05/2024 04:00:00	0.0	0	0	0	0.0	0.0%	0.0
26/05/2024 05:00:00	0.0	0	0	0	0.0	0.0%	0.0
26/05/2024 06:00:00	40.0	1	1	40	37.5	100.0%	37.0
26/05/2024 07:00:00	40.0	14	17	50	37.1	76.5%	32.1
26/05/2024 08:00:00	40.0	26	31	50	40.8	29.0%	18.1
26/05/2024 09:00:00	40.0	27	32	60	37.5	62.5%	28.3
26/05/2024 10:00:00	41.7	33	39	60	36.6	82.1%	34.7
26/05/2024 11:00:00	38.5	68	80	50	35.7	66.3%	32.7
26/05/2024 12:00:00	37.6	105	123	60	35.9	54.5%	30.3
26/05/2024 13:00:00	38.1	105	124	50	35.1	71.0%	32.5
26/05/2024 14:00:00	37.8	105	123	45	35.1	58.5%	29.5
26/05/2024 15:00:00	35.4	82	97	45	34.3	58.8%	30.6
26/05/2024 16:00:00	38.4	74	87	45	35.5	60.9%	31.9
26/05/2024 17:00:00	39.8	67	79	50	36.4	72.2%	33.0
26/05/2024 18:00:00	36.9	99	116	45	35.9	38.8%	22.2
26/05/2024 19:00:00	42.3	54	64	55	37.6	84.4%	35.7
26/05/2024 20:00:00	41.0	27	32	50	37.3	71.9%	34.3
26/05/2024 21:00:00	45.0	20	23	50	38.7	91.3%	37.0
26/05/2024 22:00:00	41.7	22	26	45	37.5	69.2%	33.5
26/05/2024 23:00:00	40.0	16	19	45	36.1	73.7%	33.0
27/05/2024 00:00:00	40.0	8	10	45	36.3	80.0%	34.1
27/05/2024 01:00:00	37.5	3	4	40	35.0	100.0%	34.5
27/05/2024 02:00:00	40.0	1	1	40	37.5	100.0%	37.0
27/05/2024 03:00:00	45.0	2	2	45	42.5	100.0%	42.5
27/05/2024 04:00:00	0.0	0	0	0	0.0	0.0%	0.0
27/05/2024 05:00:00	0.0	0	0	0	0.0	0.0%	0.0
27/05/2024 06:00:00	50.0	3	3	50	44.2	100.0%	43.7
27/05/2024 07:00:00	45.0	14	16	50	39.2	56.3%	31.6
27/05/2024 08:00:00	40.0	27	32	55	36.3	81.3%	34.2
27/05/2024 09:00:00	41.8	52	61	55	37.4	80.3%	34.3
27/05/2024 10:00:00	39.6	71	84	50	36.1	60.7%	32.3
27/05/2024 11:00:00	37.4	102	120	45	34.8	62.5%	31.5
27/05/2024 12:00:00	37.0	125	147	50	35.1	53.1%	30.9
27/05/2024 13:00:00	37.9	115	135	50	35.2	60.7%	31.2
27/05/2024 14:00:00	38.4	102	120	55	35.9	61.7%	32.0
27/05/2024 15:00:00	38.1	83	98	60	35.6	63.3%	32.0
27/05/2024 16:00:00	39.3	82	96	50	36.6	60.4%	31.9
27/05/2024 17:00:00	39.1	76	90	50	36.1	74.4%	33.4
27/05/2024 18:00:00	39.7	60	70	60	36.7	71.4%	33.9
27/05/2024 19:00:00	42.2	48	57	50	38.0	68.4%	33.9
27/05/2024 20:00:00	39.1	41	48	55	35.7	75.0%	32.8
27/05/2024 21:00:00	41.2	17	20	45	36.3	85.0%	34.7

Incoming Summary
Tue22Aug24
SAM 9640

from Thu-Mar-21-2024-01-00-PM to Thu-Aug-22-2024-08-59-PM

27/05/2024 22:00:00	38.6	17	20	45	36.3	60.0%	32.0
27/05/2024 23:00:00	43.3	8	10	50	39.6	70.0%	35.5
28/05/2024 00:00:00	42.5	3	4	45	42.5	50.0%	33.3
28/05/2024 01:00:00	**No Data**						
28/05/2024 02:00:00	**No Data**						
16/07/2024 12:00:00	40.0	7	8	45	36.5	62.5%	32.4
16/07/2024 13:00:00	37.2	83	98	50	35.1	56.1%	31.2
16/07/2024 14:00:00	38.5	84	99	55	36.1	59.6%	32.1
16/07/2024 15:00:00	37.4	105	124	50	35.3	54.0%	31.0
16/07/2024 16:00:00	39.5	116	136	55	36.2	63.2%	32.4
16/07/2024 17:00:00	41.0	105	124	55	37.1	66.1%	33.4
16/07/2024 18:00:00	39.8	99	116	50	36.2	71.6%	33.2
16/07/2024 19:00:00	39.1	48	56	55	36.2	69.6%	32.7
16/07/2024 20:00:00	40.0	37	44	50	36.6	65.9%	33.2
16/07/2024 21:00:00	42.5	18	21	55	37.8	85.7%	35.9
16/07/2024 22:00:00	42.5	29	34	60	38.7	76.5%	35.4
16/07/2024 23:00:00	45.0	10	12	55	41.8	58.3%	35.5
17/07/2024 00:00:00	35.0	3	4	45	37.5	50.0%	32.3
17/07/2024 01:00:00	35.0	2	2	35	32.5	100.0%	32.0
17/07/2024 02:00:00	0.0	0	0	0	0.0	0.0%	0.0
17/07/2024 03:00:00	0.0	0	0	0	0.0	0.0%	0.0
17/07/2024 04:00:00	0.0	0	0	0	0.0	0.0%	0.0
17/07/2024 05:00:00	40.0	1	1	40	37.5	100.0%	37.0
17/07/2024 06:00:00	40.0	3	4	60	41.3	100.0%	40.8
17/07/2024 07:00:00	47.5	19	22	55	41.0	77.3%	36.5
17/07/2024 08:00:00	43.8	96	113	50	38.2	83.2%	36.1
17/07/2024 09:00:00	39.2	131	154	60	36.1	64.3%	32.3
17/07/2024 10:00:00	36.9	104	122	50	34.9	56.6%	30.9
17/07/2024 11:00:00	37.9	137	161	50	35.4	57.1%	31.0
17/07/2024 12:00:00	36.4	116	137	50	35.3	46.7%	29.7
17/07/2024 13:00:00	37.1	98	115	45	34.8	57.4%	30.8
17/07/2024 14:00:00	39.1	93	109	60	36.4	63.3%	32.6
17/07/2024 15:00:00	37.5	114	134	50	35.4	55.2%	30.9
17/07/2024 16:00:00	39.1	103	121	55	36.0	75.2%	33.3
17/07/2024 17:00:00	42.3	84	99	55	37.9	69.7%	34.1
17/07/2024 18:00:00	40.4	93	109	50	36.5	63.3%	32.4
17/07/2024 19:00:00	42.3	73	86	55	38.2	70.9%	34.7
17/07/2024 20:00:00	44.5	37	44	50	39.4	77.3%	35.5
17/07/2024 21:00:00	42.5	34	40	55	38.0	82.5%	35.8
17/07/2024 22:00:00	40.0	19	22	50	36.3	59.1%	32.0
17/07/2024 23:00:00	40.0	9	11	55	38.3	54.5%	33.0
18/07/2024 00:00:00	35.0	4	5	50	37.5	60.0%	33.2
18/07/2024 01:00:00	50.0	3	4	55	50.0	50.0%	38.3
18/07/2024 02:00:00	0.0	0	0	0	0.0	0.0%	0.0
18/07/2024 03:00:00	0.0	0	0	0	0.0	0.0%	0.0
18/07/2024 04:00:00	0.0	0	0	0	0.0	0.0%	0.0
18/07/2024 05:00:00	45.0	2	2	45	40.0	100.0%	39.5

Incoming Summary
Tue22Aug24
SAM 9640

from Thu-Mar-21-2024-01-00-PM to Thu-Aug-22-2024-08-59-PM

18/07/2024 06:00:00	60.0	3	3	60	45.8	100.0%	45.3
18/07/2024 07:00:00	41.7	17	20	50	38.2	70.0%	34.0
18/07/2024 08:00:00	44.7	78	92	60	39.3	85.9%	37.4
18/07/2024 09:00:00	40.9	123	145	50	37.0	71.0%	33.8
18/07/2024 10:00:00	38.8	104	122	50	35.6	68.9%	32.7
18/07/2024 11:00:00	38.1	104	122	50	35.5	61.5%	31.9
18/07/2024 12:00:00	36.8	141	166	50	35.1	54.8%	30.6
18/07/2024 13:00:00	37.7	109	128	55	35.5	58.6%	31.3
18/07/2024 14:00:00	36.8	123	145	45	34.6	62.8%	30.6
18/07/2024 15:00:00	37.4	107	126	50	35.4	52.4%	30.6
18/07/2024 16:00:00	38.6	118	139	50	35.9	55.4%	31.4
18/07/2024 17:00:00	38.1	97	114	45	35.4	58.8%	31.1
18/07/2024 18:00:00	39.1	98	115	50	35.9	67.8%	32.5
18/07/2024 19:00:00	41.9	75	88	55	37.4	70.5%	33.6
18/07/2024 20:00:00	42.2	56	66	55	37.6	65.2%	33.3
18/07/2024 21:00:00	41.7	43	51	55	37.3	64.7%	32.7
18/07/2024 22:00:00	41.7	24	28	45	37.1	85.7%	35.0
18/07/2024 23:00:00	42.9	21	25	50	38.3	72.0%	34.8
19/07/2024 00:00:00	35.0	8	10	45	34.2	90.0%	33.2
19/07/2024 01:00:00	45.0	3	3	45	39.2	100.0%	39.0
19/07/2024 02:00:00	0.0	0	0	0	0.0	0.0%	0.0
19/07/2024 03:00:00	0.0	0	0	0	0.0	0.0%	0.0
19/07/2024 04:00:00	0.0	0	0	0	0.0	0.0%	0.0
19/07/2024 05:00:00	47.5	3	4	50	41.3	100.0%	41.0
19/07/2024 06:00:00	55.0	2	2	55	47.5	100.0%	47.0
19/07/2024 07:00:00	46.7	19	22	55	41.0	90.9%	39.4
19/07/2024 08:00:00	43.8	95	112	60	38.4	77.7%	35.5
19/07/2024 09:00:00	39.7	140	165	50	36.2	68.5%	32.8
19/07/2024 10:00:00	38.4	135	159	45	35.6	61.0%	31.8
19/07/2024 11:00:00	37.8	122	143	50	35.5	54.5%	30.5
19/07/2024 12:00:00	38.3	116	137	55	35.7	63.5%	32.1
19/07/2024 13:00:00	37.1	111	131	45	34.8	59.5%	30.7
19/07/2024 14:00:00	38.9	110	130	50	36.5	56.2%	31.7
19/07/2024 15:00:00	38.5	110	130	55	36.0	60.8%	32.0
19/07/2024 16:00:00	37.8	143	168	50	35.4	57.7%	31.3
19/07/2024 17:00:00	39.4	104	122	60	36.3	73.0%	33.7
19/07/2024 18:00:00	40.5	91	107	55	37.1	71.0%	34.1
19/07/2024 19:00:00	41.4	87	102	55	37.1	73.5%	34.2
19/07/2024 20:00:00	40.0	49	58	50	36.8	82.8%	34.8
19/07/2024 21:00:00	40.0	44	52	55	37.4	65.4%	33.5
19/07/2024 22:00:00	39.0	33	39	55	36.6	56.4%	30.1
19/07/2024 23:00:00	40.0	26	30	50	36.2	86.7%	34.6
20/07/2024 00:00:00	42.5	14	16	45	37.5	75.0%	33.7
20/07/2024 01:00:00	45.0	8	9	50	41.5	55.6%	34.9
20/07/2024 02:00:00	35.0	3	4	40	34.2	75.0%	32.0
20/07/2024 03:00:00	45.0	1	1	45	42.5	100.0%	42.0
20/07/2024 04:00:00	35.0	1	1	35	32.5	100.0%	32.0

Incoming Summary
Tue22Aug24
SAM 9640

from Thu-Mar-21-2024-01-00-PM to Thu-Aug-22-2024-08-59-PM

20/07/2024 05:00:00	50.0	2	2	50	47.5	100.0%	47.5
20/07/2024 06:00:00	45.0	3	4	55	42.5	100.0%	42.0
20/07/2024 07:00:00	48.8	20	24	60	41.0	95.8%	40.0
20/07/2024 08:00:00	41.7	35	41	50	38.0	70.7%	33.8
20/07/2024 09:00:00	40.8	62	73	50	36.7	80.8%	34.5
20/07/2024 10:00:00	39.6	105	123	50	36.7	61.8%	32.7
20/07/2024 11:00:00	38.1	99	117	50	36.2	53.8%	31.3
20/07/2024 12:00:00	36.7	124	146	50	34.7	58.2%	31.1
20/07/2024 13:00:00	38.0	120	141	50	35.5	57.4%	31.1
20/07/2024 14:00:00	37.9	94	111	50	35.5	60.4%	31.6
20/07/2024 15:00:00	39.4	99	116	55	36.6	60.3%	32.0
20/07/2024 16:00:00	39.6	100	118	55	36.3	71.2%	33.2
20/07/2024 17:00:00	37.6	88	104	45	35.1	60.6%	31.4
20/07/2024 18:00:00	42.1	76	89	55	37.3	75.3%	34.2
20/07/2024 19:00:00	44.5	56	66	50	38.7	78.8%	35.8
20/07/2024 20:00:00	42.5	51	60	55	38.0	70.0%	34.5
20/07/2024 21:00:00	44.2	25	29	50	39.5	69.0%	35.5
20/07/2024 22:00:00	38.6	21	25	50	36.3	64.0%	31.8
20/07/2024 23:00:00	43.8	27	32	70	38.3	81.3%	35.9
21/07/2024 00:00:00	45.0	9	11	50	40.8	81.8%	38.1
21/07/2024 01:00:00	40.0	4	5	45	37.5	60.0%	32.0
21/07/2024 02:00:00	35.0	2	2	35	32.5	50.0%	27.0
21/07/2024 03:00:00	45.0	2	2	45	37.5	100.0%	37.0
21/07/2024 04:00:00	50.0	1	1	50	47.5	100.0%	47.0
21/07/2024 05:00:00	30.0	1	1	30	0.0	0.0%	27.0
21/07/2024 06:00:00	40.0	1	1	40	37.5	100.0%	37.0
21/07/2024 07:00:00	42.5	8	10	50	38.1	80.0%	34.0
21/07/2024 08:00:00	40.0	28	33	60	37.9	75.8%	34.7
21/07/2024 09:00:00	39.5	40	47	55	35.8	80.9%	33.8
21/07/2024 10:00:00	38.8	76	89	55	36.3	59.6%	31.7
21/07/2024 11:00:00	38.1	110	129	50	35.3	65.9%	32.2
21/07/2024 12:00:00	36.8	124	146	50	35.1	53.4%	31.0
21/07/2024 13:00:00	38.8	112	132	60	36.2	56.8%	31.3
21/07/2024 14:00:00	37.9	118	139	50	35.6	55.4%	30.9
21/07/2024 15:00:00	38.7	85	100	50	35.9	65.0%	32.3
21/07/2024 16:00:00	38.5	81	95	75	36.2	58.9%	31.8
21/07/2024 17:00:00	39.3	75	88	50	36.5	62.5%	32.9
21/07/2024 18:00:00	39.2	61	72	45	36.4	61.1%	32.6
21/07/2024 19:00:00	38.9	54	63	55	36.3	60.3%	32.2
21/07/2024 20:00:00	40.0	26	30	45	36.0	66.7%	31.9
21/07/2024 21:00:00	43.3	26	30	55	38.0	70.0%	34.0
21/07/2024 22:00:00	37.5	14	16	55	35.8	56.3%	29.4
21/07/2024 23:00:00	45.0	9	11	50	39.3	100.0%	38.9
22/07/2024 00:00:00	43.3	8	10	50	38.8	80.0%	36.0
22/07/2024 01:00:00	40.0	4	5	45	37.5	60.0%	33.0
22/07/2024 02:00:00	40.0	2	2	40	35.0	100.0%	34.5
22/07/2024 03:00:00	40.0	1	1	40	37.5	100.0%	37.0

Incoming Summary
Tue22Aug24
SAM 9640

from Thu-Mar-21-2024-01-00-PM to Thu-Aug-22-2024-08-59-PM

22/07/2024 04:00:00	0.0	0	0	0	0.0	0.0%	0.0
22/07/2024 05:00:00	0.0	0	0	0	0.0	0.0%	0.0
22/07/2024 06:00:00	45.0	11	13	50	39.2	92.3%	37.9
22/07/2024 07:00:00	45.0	16	19	65	41.0	68.4%	34.4
22/07/2024 08:00:00	44.0	79	93	50	38.5	82.8%	36.0
22/07/2024 09:00:00	41.1	94	111	55	37.1	72.1%	33.7
22/07/2024 10:00:00	37.0	105	124	50	35.0	54.8%	30.6
22/07/2024 11:00:00	38.0	129	152	50	35.4	59.2%	31.3
22/07/2024 12:00:00	38.2	135	159	60	36.1	56.0%	31.7
22/07/2024 13:00:00	37.0	95	112	45	35.2	50.0%	30.7
22/07/2024 14:00:00	37.3	99	117	50	35.7	49.6%	30.9
22/07/2024 15:00:00	38.2	110	130	50	35.6	59.2%	31.2
22/07/2024 16:00:00	39.0	93	109	45	35.7	62.4%	32.0
22/07/2024 17:00:00	38.3	116	137	50	35.3	72.3%	32.9
22/07/2024 18:00:00	38.9	96	113	50	36.0	67.3%	32.4
22/07/2024 19:00:00	42.8	73	86	55	37.8	76.7%	35.1
22/07/2024 20:00:00	39.7	53	62	50	36.3	71.0%	33.1
22/07/2024 21:00:00	43.3	21	25	50	38.1	68.0%	34.1
22/07/2024 22:00:00	40.0	21	25	50	36.7	76.0%	34.0
22/07/2024 23:00:00	47.5	8	9	50	38.9	77.8%	36.0
23/07/2024 00:00:00	50.0	2	2	50	40.0	100.0%	39.5
23/07/2024 01:00:00	47.5	7	8	50	38.3	75.0%	34.6
23/07/2024 02:00:00	0.0	0	0	0	0.0	0.0%	0.0
23/07/2024 03:00:00	35.0	1	1	35	32.5	100.0%	32.0
23/07/2024 04:00:00	50.0	3	3	50	40.8	100.0%	40.3
23/07/2024 05:00:00	55.0	1	1	55	52.5	100.0%	52.0
23/07/2024 06:00:00	55.0	2	2	55	47.5	100.0%	47.0
23/07/2024 07:00:00	44.3	21	25	50	39.2	84.0%	36.8
23/07/2024 08:00:00	42.1	82	96	55	37.5	72.9%	34.1
23/07/2024 09:00:00	37.8	112	132	50	35.4	57.6%	30.8
23/07/2024 10:00:00	38.3	99	116	50	35.6	62.1%	31.5
23/07/2024 11:00:00	37.6	103	121	55	35.4	57.9%	30.4
23/07/2024 12:00:00	37.4	117	138	55	35.5	54.3%	30.1
23/07/2024 13:00:00	37.8	101	119	55	35.3	63.9%	32.0
23/07/2024 14:00:00	37.5	105	123	50	35.2	55.3%	31.0
23/07/2024 15:00:00	36.6	103	121	50	35.2	51.2%	31.1
23/07/2024 16:00:00	37.6	102	120	55	35.1	65.8%	31.9
23/07/2024 17:00:00	40.4	91	107	50	37.2	68.2%	33.7
23/07/2024 18:00:00	40.4	88	104	50	36.6	76.9%	33.6
23/07/2024 19:00:00	40.8	76	89	50	37.1	70.8%	33.6
23/07/2024 20:00:00	40.0	34	40	60	38.0	72.5%	34.1
23/07/2024 21:00:00	38.3	26	30	55	35.5	66.7%	32.3
23/07/2024 22:00:00	38.6	23	27	50	35.8	66.7%	32.4
23/07/2024 23:00:00	46.7	12	14	50	38.9	78.6%	35.9
24/07/2024 00:00:00	45.0	6	7	50	39.5	71.4%	35.7
24/07/2024 01:00:00	0.0	0	0	0	0.0	0.0%	0.0
24/07/2024 02:00:00	65.0	3	3	65	45.8	100.0%	45.3

Incoming Summary
Tue22Aug24
SAM 9640

from Thu-Mar-21-2024-01-00-PM to Thu-Aug-22-2024-08-59-PM

24/07/2024 03:00:00	40.0	1	1	40	37.5	100.0%	37.0
24/07/2024 04:00:00	40.0	1	1	40	37.5	100.0%	37.0
24/07/2024 05:00:00	0.0	0	0	0	0.0	0.0%	0.0
24/07/2024 06:00:00	50.0	4	5	55	45.5	100.0%	45.0
24/07/2024 07:00:00	47.0	17	20	50	40.4	85.0%	37.5
24/07/2024 08:00:00	44.2	99	117	55	39.1	79.5%	36.3
24/07/2024 09:00:00	37.9	122	143	50	35.8	56.6%	30.8
24/07/2024 10:00:00	38.5	108	127	55	35.9	59.8%	31.7
24/07/2024 11:00:00	35.7	106	125	50	34.7	52.0%	29.7
24/07/2024 12:00:00	35.6	111	131	45	34.8	44.3%	29.0
24/07/2024 13:00:00	38.4	98	115	55	35.7	61.7%	31.7
24/07/2024 14:00:00	37.9	105	123	55	35.8	54.5%	31.3
24/07/2024 15:00:00	37.3	73	86	45	34.9	61.6%	31.3
24/07/2024 16:00:00	36.2	96	113	50	34.5	56.6%	30.8
24/07/2024 17:00:00	38.2	133	157	50	35.7	59.2%	31.8
24/07/2024 18:00:00	39.3	103	121	55	36.5	62.8%	32.0
24/07/2024 19:00:00	38.6	80	94	50	35.8	66.0%	32.1
24/07/2024 20:00:00	41.4	45	53	50	37.9	71.7%	34.2
24/07/2024 21:00:00	38.3	39	46	45	35.5	58.7%	31.5
24/07/2024 22:00:00	38.8	22	26	50	35.6	69.2%	32.6
24/07/2024 23:00:00	41.7	9	11	45	38.2	63.6%	34.1
25/07/2024 00:00:00	40.0	8	9	50	37.5	55.6%	32.7
25/07/2024 01:00:00	35.0	3	3	35	32.5	100.0%	32.0
25/07/2024 02:00:00	0.0	0	0	0	0.0	0.0%	0.0
25/07/2024 03:00:00	50.0	3	3	50	42.5	100.0%	42.0
25/07/2024 04:00:00	0.0	0	0	0	0.0	0.0%	0.0
25/07/2024 05:00:00	50.0	1	1	50	47.5	100.0%	47.0
25/07/2024 06:00:00	55.0	3	3	55	40.8	100.0%	40.3
25/07/2024 07:00:00	45.0	18	21	55	39.3	90.5%	37.9
25/07/2024 08:00:00	43.1	94	110	55	38.1	79.1%	35.6
25/07/2024 09:00:00	39.4	115	135	50	35.9	70.4%	33.0
25/07/2024 10:00:00	40.0	95	112	50	36.4	54.5%	31.0
25/07/2024 11:00:00	38.0	97	114	45	35.1	64.9%	31.7
25/07/2024 12:00:00	39.1	116	136	60	36.5	64.0%	32.8
25/07/2024 13:00:00	37.0	134	158	55	35.4	51.9%	30.6
25/07/2024 14:00:00	38.1	119	140	55	36.1	52.9%	31.3
25/07/2024 15:00:00	37.7	105	123	50	35.2	59.3%	31.0
25/07/2024 16:00:00	38.1	130	153	60	35.9	57.5%	31.6
25/07/2024 17:00:00	38.1	100	118	50	35.0	70.3%	32.6
25/07/2024 18:00:00	39.4	90	106	50	35.9	74.5%	32.6
25/07/2024 19:00:00	39.0	78	92	50	35.9	69.6%	32.8
25/07/2024 20:00:00	40.7	54	63	60	37.3	63.5%	33.0
25/07/2024 21:00:00	41.2	29	34	70	38.3	73.5%	35.2
25/07/2024 22:00:00	41.2	18	21	45	37.5	71.4%	33.8
25/07/2024 23:00:00	45.0	23	27	55	40.3	74.1%	36.7
26/07/2024 00:00:00	43.3	6	7	45	38.9	100.0%	38.6
26/07/2024 01:00:00	30.0	2	2	30	0.0	0.0%	27.5

Incoming Summary
Tue22Aug24
SAM 9640

from Thu-Mar-21-2024-01-00-PM to Thu-Aug-22-2024-08-59-PM

26/07/2024 02:00:00	40.0	3	3	40	35.0	66.7%	32.0
26/07/2024 03:00:00	0.0	0	0	0	0.0	0.0%	0.0
26/07/2024 04:00:00	50.0	1	1	50	47.5	100.0%	47.0
26/07/2024 05:00:00	45.0	2	2	45	40.0	100.0%	39.5
26/07/2024 06:00:00	45.0	1	1	45	42.5	100.0%	42.0
26/07/2024 07:00:00	48.0	25	29	60	41.1	86.2%	38.7
26/07/2024 08:00:00	44.4	85	100	55	38.9	79.0%	36.0
26/07/2024 09:00:00	41.4	115	135	60	37.4	73.3%	34.6
26/07/2024 10:00:00	39.1	140	165	50	36.2	66.7%	32.9
26/07/2024 11:00:00	39.0	109	128	50	36.3	64.1%	32.5
26/07/2024 12:00:00	37.9	106	125	50	35.5	59.2%	31.7
26/07/2024 13:00:00	37.6	111	131	50	35.5	53.4%	30.8
26/07/2024 14:00:00	38.0	99	116	50	35.2	66.4%	32.1
26/07/2024 15:00:00	34.8	136	160	45	33.9	54.4%	29.6
26/07/2024 16:00:00	37.0	128	151	50	34.9	58.9%	31.1
26/07/2024 17:00:00	39.0	115	135	55	36.1	62.2%	32.2
26/07/2024 18:00:00	39.7	139	163	55	36.1	71.8%	33.4
26/07/2024 19:00:00	40.4	94	110	70	37.0	66.4%	33.2
26/07/2024 20:00:00	41.5	67	79	60	37.4	79.7%	35.1
26/07/2024 21:00:00	39.0	42	49	55	35.7	75.5%	33.5
26/07/2024 22:00:00	39.0	36	42	50	35.4	78.6%	32.9
26/07/2024 23:00:00	41.2	25	29	60	37.3	79.3%	34.8
27/07/2024 00:00:00	40.0	11	13	45	36.7	100.0%	36.4
27/07/2024 01:00:00	37.5	5	6	40	34.5	83.3%	33.0
27/07/2024 02:00:00	0.0	0	0	0	0.0	0.0%	0.0
27/07/2024 03:00:00	40.0	1	1	40	37.5	100.0%	37.0
27/07/2024 04:00:00	35.0	1	1	35	32.5	100.0%	32.0
27/07/2024 05:00:00	60.0	1	1	60	57.5	100.0%	57.0
27/07/2024 06:00:00	55.0	3	3	55	44.2	100.0%	43.7
27/07/2024 07:00:00	47.5	7	8	50	37.5	87.5%	35.8
27/07/2024 08:00:00	42.5	21	25	50	37.1	92.0%	35.9
27/07/2024 09:00:00	39.4	82	97	60	36.5	72.2%	33.3
27/07/2024 10:00:00	39.8	91	107	50	36.4	64.5%	32.5
27/07/2024 11:00:00	38.3	99	116	50	35.6	60.3%	31.1
27/07/2024 12:00:00	38.2	149	175	55	35.8	57.1%	31.1
27/07/2024 13:00:00	39.5	127	149	50	36.1	65.1%	32.5
27/07/2024 14:00:00	38.7	107	126	55	35.9	58.7%	31.5
27/07/2024 15:00:00	38.7	91	107	55	35.8	63.6%	32.0
27/07/2024 16:00:00	39.1	101	119	55	36.7	64.7%	32.6
27/07/2024 17:00:00	37.7	83	98	45	34.9	68.4%	32.1
27/07/2024 18:00:00	39.4	85	100	50	36.3	68.0%	33.0
27/07/2024 19:00:00	40.0	74	87	55	36.7	67.8%	32.9
27/07/2024 20:00:00	38.2	65	77	50	35.4	66.2%	32.3
27/07/2024 21:00:00	41.7	14	16	45	36.7	81.3%	34.7
27/07/2024 22:00:00	43.3	18	21	55	37.3	95.2%	36.5
27/07/2024 23:00:00	43.3	28	33	55	38.1	78.8%	35.3
28/07/2024 00:00:00	47.5	12	14	55	41.6	78.6%	37.7

Incoming Summary
Tue22Aug24
SAM 9640

from Thu-Mar-21-2024-01-00-PM to Thu-Aug-22-2024-08-59-PM

28/07/2024 01:00:00	37.5	8	10	40	35.0	80.0%	33.1
28/07/2024 02:00:00	40.0	3	3	40	37.5	100.0%	37.3
28/07/2024 03:00:00	35.0	1	1	35	32.5	100.0%	32.0
28/07/2024 04:00:00	0.0	0	0	0	0.0	0.0%	0.0
28/07/2024 05:00:00	35.0	1	1	35	32.5	100.0%	32.0
28/07/2024 06:00:00	45.0	2	2	45	40.0	100.0%	39.5
28/07/2024 07:00:00	41.7	9	11	45	38.9	63.6%	33.1
28/07/2024 08:00:00	45.0	20	23	55	39.6	82.6%	37.0
28/07/2024 09:00:00	42.5	40	47	60	38.0	85.1%	35.7
28/07/2024 10:00:00	41.7	83	98	50	37.0	74.5%	34.4
28/07/2024 11:00:00	38.1	101	119	50	35.3	65.5%	32.2
28/07/2024 12:00:00	37.4	164	193	50	35.3	55.4%	30.8
28/07/2024 13:00:00	37.6	113	133	50	35.1	63.2%	31.7
28/07/2024 14:00:00	39.1	85	100	55	36.4	58.0%	32.0
28/07/2024 15:00:00	38.1	82	96	50	35.6	53.1%	31.2
28/07/2024 16:00:00	37.4	78	92	50	35.0	62.0%	31.4
28/07/2024 17:00:00	39.7	68	80	50	37.1	75.0%	33.8
28/07/2024 18:00:00	41.8	73	86	55	37.3	80.2%	35.1
28/07/2024 19:00:00	43.6	48	56	60	38.1	83.9%	36.2
28/07/2024 20:00:00	46.0	32	38	65	40.2	81.6%	37.3
28/07/2024 21:00:00	42.5	24	28	55	37.5	85.7%	35.7
28/07/2024 22:00:00	40.0	24	28	50	37.7	82.1%	35.4
28/07/2024 23:00:00	41.7	17	20	50	36.3	80.0%	34.3
29/07/2024 00:00:00	37.5	4	5	40	34.5	100.0%	34.0
29/07/2024 01:00:00	35.0	3	3	35	32.5	33.3%	29.0
29/07/2024 02:00:00	0.0	0	0	0	0.0	0.0%	0.0
29/07/2024 03:00:00	40.0	3	4	45	39.2	75.0%	35.8
29/07/2024 04:00:00	0.0	0	0	0	0.0	0.0%	0.0
29/07/2024 05:00:00	50.0	3	3	50	42.5	100.0%	42.0
29/07/2024 06:00:00	42.5	4	5	45	39.5	100.0%	39.0
29/07/2024 07:00:00	43.3	26	31	55	38.9	71.0%	34.8
29/07/2024 08:00:00	45.8	66	78	55	39.5	88.5%	37.8
29/07/2024 09:00:00	40.9	90	106	55	36.9	73.6%	34.1
29/07/2024 10:00:00	38.8	105	123	50	35.9	64.2%	32.2
29/07/2024 11:00:00	37.8	114	134	55	35.5	55.2%	30.8
29/07/2024 12:00:00	37.2	102	120	45	34.9	59.2%	31.2
29/07/2024 13:00:00	38.5	99	117	50	35.7	65.0%	32.3
29/07/2024 14:00:00	37.6	103	121	50	35.1	61.2%	31.4
29/07/2024 15:00:00	38.7	84	99	50	36.2	58.6%	32.0
29/07/2024 16:00:00	39.4	96	113	50	36.0	62.8%	31.6
29/07/2024 17:00:00	39.4	110	129	50	36.5	66.7%	32.8
29/07/2024 18:00:00	39.8	102	120	50	36.6	68.3%	32.9
29/07/2024 19:00:00	44.6	64	75	60	38.8	82.7%	36.5
29/07/2024 20:00:00	40.8	51	60	65	38.0	71.7%	34.2
29/07/2024 21:00:00	40.8	37	43	50	37.5	55.8%	32.0
29/07/2024 22:00:00	42.5	17	20	50	38.7	65.0%	33.2
29/07/2024 23:00:00	41.7	14	17	50	38.2	82.4%	35.8

30/07/2024 00:00:00	42.5	6	7	45	37.5	71.4%	34.1
30/07/2024 01:00:00	40.0	3	3	40	35.8	100.0%	35.3
30/07/2024 02:00:00	0.0	0	0	0	0.0	0.0%	0.0
30/07/2024 03:00:00	0.0	0	0	0	0.0	0.0%	0.0
30/07/2024 04:00:00	55.0	2	2	55	50.0	100.0%	49.5
30/07/2024 05:00:00	0.0	0	0	0	0.0	0.0%	0.0
30/07/2024 06:00:00	60.0	2	2	60	52.5	100.0%	52.0
30/07/2024 07:00:00	41.7	23	27	45	37.1	88.9%	35.6
30/07/2024 08:00:00	43.2	88	104	55	38.4	84.6%	36.2
30/07/2024 09:00:00	41.2	110	129	50	36.7	63.6%	32.1
30/07/2024 10:00:00	38.5	122	144	50	35.7	63.2%	32.2
30/07/2024 11:00:00	38.1	110	130	60	35.5	63.8%	32.0
30/07/2024 12:00:00	35.3	115	135	45	34.3	57.0%	30.5
30/07/2024 13:00:00	37.7	128	151	50	35.6	53.6%	31.0
30/07/2024 14:00:00	38.2	95	112	60	35.7	63.4%	32.1
30/07/2024 15:00:00	38.9	94	111	55	36.2	60.4%	31.7
30/07/2024 16:00:00	39.4	80	94	55	36.2	71.3%	33.4
30/07/2024 17:00:00	38.9	101	119	50	35.7	70.6%	32.8
30/07/2024 18:00:00	40.6	94	111	55	37.1	70.3%	33.9
30/07/2024 19:00:00	40.6	71	84	55	37.1	67.9%	33.1
30/07/2024 20:00:00	42.2	48	56	55	37.2	80.4%	34.4
30/07/2024 21:00:00	38.3	26	31	50	35.6	67.7%	32.5
30/07/2024 22:00:00	39.5	27	32	50	37.1	75.0%	33.9
30/07/2024 23:00:00	46.7	13	15	50	39.2	80.0%	36.5
31/07/2024 00:00:00	47.5	4	5	50	41.3	80.0%	38.0
31/07/2024 01:00:00	40.0	2	2	40	35.0	100.0%	34.5
31/07/2024 02:00:00	50.0	3	3	50	42.5	66.7%	37.0
31/07/2024 03:00:00	0.0	0	0	0	0.0	0.0%	0.0
31/07/2024 04:00:00	0.0	0	0	0	0.0	0.0%	0.0
31/07/2024 05:00:00	50.0	1	1	50	47.5	100.0%	47.0
31/07/2024 06:00:00	45.0	5	6	60	41.7	100.0%	41.2
31/07/2024 07:00:00	42.5	17	20	55	36.2	95.0%	35.5
31/07/2024 08:00:00	48.1	82	96	60	40.9	80.2%	37.9
31/07/2024 09:00:00	39.0	114	134	50	36.1	67.2%	32.9
31/07/2024 10:00:00	39.4	92	108	65	36.5	65.7%	32.6
31/07/2024 11:00:00	38.2	128	150	50	35.7	58.0%	31.5
31/07/2024 12:00:00	36.3	108	127	45	34.7	55.1%	30.4
31/07/2024 13:00:00	38.3	108	127	60	35.6	69.3%	32.8
31/07/2024 14:00:00	38.7	105	124	50	36.1	61.3%	32.4
31/07/2024 15:00:00	38.3	100	118	60	35.9	59.3%	31.7
31/07/2024 16:00:00	39.6	94	111	60	37.1	60.4%	32.6
31/07/2024 17:00:00	40.4	90	106	50	36.4	74.5%	33.7
31/07/2024 18:00:00	41.8	86	101	55	36.9	71.3%	33.1
31/07/2024 19:00:00	40.8	93	109	60	36.9	71.6%	33.9
31/07/2024 20:00:00	39.8	71	84	55	37.3	71.4%	34.2
31/07/2024 21:00:00	39.4	32	38	50	36.0	78.9%	33.5
31/07/2024 22:00:00	40.0	30	35	45	36.4	54.3%	31.7

31/07/2024 23:00:00	40.0	29	34	50	38.2	44.1%	23.0
01/08/2024 00:00:00	38.8	10	12	45	35.5	83.3%	33.7
01/08/2024 01:00:00	45.0	4	5	50	40.5	100.0%	40.0
01/08/2024 02:00:00	35.0	1	1	35	32.5	100.0%	32.0
01/08/2024 03:00:00	40.0	2	2	40	37.5	100.0%	37.0
01/08/2024 04:00:00	0.0	0	0	0	0.0	0.0%	0.0
01/08/2024 05:00:00	55.0	2	2	55	50.0	100.0%	49.5
01/08/2024 06:00:00	50.0	4	5	55	43.5	100.0%	43.2
01/08/2024 07:00:00	45.0	19	22	50	40.0	72.7%	36.0
01/08/2024 08:00:00	44.8	82	96	55	39.4	80.2%	36.8
01/08/2024 09:00:00	38.5	100	118	50	36.1	55.9%	31.7
01/08/2024 10:00:00	39.0	106	125	60	36.5	60.8%	32.2
01/08/2024 11:00:00	38.5	88	104	50	35.4	74.0%	32.9
01/08/2024 12:00:00	38.0	90	106	50	35.5	62.3%	31.7
01/08/2024 13:00:00	36.7	94	111	50	35.2	54.1%	30.9
01/08/2024 14:00:00	38.6	104	122	45	35.4	66.4%	32.3
01/08/2024 15:00:00	38.1	127	149	50	35.4	60.4%	31.6
01/08/2024 16:00:00	40.5	102	120	55	36.7	74.2%	33.7
01/08/2024 17:00:00	38.9	101	119	55	36.1	61.3%	31.9
01/08/2024 18:00:00	40.0	98	115	55	37.1	73.9%	34.3
01/08/2024 19:00:00	41.5	63	74	50	37.5	77.0%	34.9
01/08/2024 20:00:00	39.5	63	74	50	36.7	68.9%	32.7
01/08/2024 21:00:00	38.8	31	37	50	36.6	73.0%	34.0
01/08/2024 22:00:00	41.0	28	33	65	37.3	72.7%	34.2
01/08/2024 23:00:00	45.0	9	11	55	41.3	72.7%	36.5
02/08/2024 00:00:00	55.0	14	16	60	42.1	75.0%	38.1
02/08/2024 01:00:00	65.0	3	3	65	45.8	100.0%	45.3
02/08/2024 02:00:00	35.0	2	2	35	32.5	50.0%	29.5
02/08/2024 03:00:00	0.0	0	0	0	0.0	0.0%	0.0
02/08/2024 04:00:00	50.0	3	3	50	39.2	100.0%	38.7
02/08/2024 05:00:00	45.0	1	1	45	42.5	100.0%	42.0
02/08/2024 06:00:00	60.0	3	3	60	44.2	100.0%	43.7
02/08/2024 07:00:00	48.3	26	30	55	41.3	83.3%	38.1
02/08/2024 08:00:00	44.0	71	83	55	39.1	80.7%	36.3
02/08/2024 09:00:00	41.2	109	128	60	37.2	64.8%	33.4
02/08/2024 10:00:00	38.3	113	133	55	36.2	53.4%	31.1
02/08/2024 11:00:00	38.7	116	136	50	35.8	61.0%	32.0
02/08/2024 12:00:00	37.3	113	133	60	35.2	57.9%	31.3
02/08/2024 13:00:00	38.3	109	128	50	35.5	60.9%	31.3
02/08/2024 14:00:00	37.5	120	141	60	35.4	55.3%	31.1
02/08/2024 15:00:00	39.5	104	122	55	36.3	72.1%	33.3
02/08/2024 16:00:00	39.1	116	136	55	36.1	68.4%	33.1
02/08/2024 17:00:00	38.0	103	121	45	35.0	67.8%	32.0
02/08/2024 18:00:00	39.6	121	142	55	36.4	64.8%	32.8
02/08/2024 19:00:00	42.5	90	106	60	37.6	71.7%	34.1
02/08/2024 20:00:00	43.0	54	64	55	38.3	71.9%	34.7
02/08/2024 21:00:00	42.5	43	51	55	37.5	76.5%	34.4

02/08/2024 22:00:00	41.7	30	35	65	38.5	71.4%	34.8
02/08/2024 23:00:00	44.2	23	27	55	39.7	66.7%	35.1
03/08/2024 00:00:00	40.0	8	10	45	37.5	90.0%	36.1
03/08/2024 01:00:00	42.5	6	7	45	36.7	85.7%	34.9
03/08/2024 02:00:00	0.0	0	0	0	0.0	0.0%	0.0
03/08/2024 03:00:00	35.0	3	3	35	32.5	33.3%	23.7
03/08/2024 04:00:00	0.0	0	0	0	0.0	0.0%	0.0
03/08/2024 05:00:00	25.0	1	1	25	0.0	0.0%	22.0
03/08/2024 06:00:00	50.0	4	5	55	42.5	100.0%	42.0
03/08/2024 07:00:00	47.5	8	10	55	41.4	90.0%	39.5
03/08/2024 08:00:00	43.6	54	63	60	38.8	63.5%	32.7
03/08/2024 09:00:00	39.8	73	86	50	36.2	76.7%	33.7
03/08/2024 10:00:00	36.0	168	198	50	34.7	54.0%	30.5
03/08/2024 11:00:00	36.0	162	191	45	34.4	51.3%	30.3
03/08/2024 12:00:00	35.5	182	214	50	34.4	51.9%	30.0
03/08/2024 13:00:00	37.1	130	153	50	35.1	56.2%	31.0
03/08/2024 14:00:00	34.8	169	199	50	34.5	44.7%	29.5
03/08/2024 15:00:00	38.4	107	126	55	36.1	56.3%	31.2
03/08/2024 16:00:00	39.7	99	116	50	35.7	67.2%	32.2
03/08/2024 17:00:00	39.3	118	139	55	36.6	56.8%	31.9
03/08/2024 18:00:00	40.8	93	109	50	37.3	69.7%	33.9
03/08/2024 19:00:00	42.3	63	74	50	37.7	78.4%	35.1
03/08/2024 20:00:00	42.5	33	39	60	38.5	79.5%	35.9
03/08/2024 21:00:00	42.5	30	35	55	38.2	60.0%	32.7
03/08/2024 22:00:00	38.3	25	29	55	36.5	51.7%	30.6
03/08/2024 23:00:00	43.8	26	30	55	37.0	73.3%	33.9
04/08/2024 00:00:00	45.0	15	18	55	38.1	94.4%	37.2
04/08/2024 01:00:00	40.0	5	6	45	37.5	66.7%	33.8
04/08/2024 02:00:00	40.0	4	5	45	35.5	100.0%	35.2
04/08/2024 03:00:00	40.0	1	1	40	37.5	100.0%	37.0
04/08/2024 04:00:00	40.0	1	1	40	37.5	100.0%	37.0
04/08/2024 05:00:00	30.0	2	2	30	0.0	0.0%	27.5
04/08/2024 06:00:00	45.0	2	2	45	40.0	100.0%	39.5
04/08/2024 07:00:00	42.5	9	11	50	37.5	90.9%	36.2
04/08/2024 08:00:00	51.2	17	20	55	40.6	80.0%	36.7
04/08/2024 09:00:00	42.5	30	35	55	38.2	62.9%	33.1
04/08/2024 10:00:00	37.1	88	104	60	35.5	58.7%	31.7
04/08/2024 11:00:00	38.1	85	100	50	35.3	68.0%	32.0
04/08/2024 12:00:00	38.6	102	120	50	36.0	55.8%	31.6
04/08/2024 13:00:00	39.0	91	107	50	36.3	61.7%	32.3
04/08/2024 14:00:00	39.2	93	109	65	36.8	57.8%	32.0
04/08/2024 15:00:00	38.2	96	113	50	35.5	61.1%	31.4
04/08/2024 16:00:00	39.8	76	90	55	36.7	74.4%	34.0
04/08/2024 17:00:00	38.1	84	99	50	35.6	58.6%	31.9
04/08/2024 18:00:00	39.0	72	85	50	36.0	60.0%	30.9
04/08/2024 19:00:00	40.0	48	57	50	36.9	73.7%	33.9
04/08/2024 20:00:00	39.5	27	32	50	36.7	75.0%	33.3

04/08/2024 21:00:00	38.8	21	25	55	36.3	64.0%	31.9
04/08/2024 22:00:00	41.7	19	22	60	38.8	72.7%	34.8
04/08/2024 23:00:00	42.5	6	7	45	40.0	57.1%	34.1
05/08/2024 00:00:00	40.0	5	6	45	35.5	83.3%	33.7
05/08/2024 01:00:00	35.0	3	4	40	35.0	50.0%	30.8
05/08/2024 02:00:00	45.0	3	3	45	39.2	100.0%	39.0
05/08/2024 03:00:00	0.0	0	0	0	0.0	0.0%	0.0
05/08/2024 04:00:00	0.0	0	0	0	0.0	0.0%	0.0
05/08/2024 05:00:00	30.0	1	1	30	0.0	0.0%	27.0
05/08/2024 06:00:00	45.0	8	10	50	41.0	100.0%	40.7
05/08/2024 07:00:00	45.0	14	17	50	40.8	88.2%	39.0
05/08/2024 08:00:00	44.6	71	83	55	39.2	83.1%	36.9
05/08/2024 09:00:00	38.8	99	117	55	36.0	67.5%	32.9
05/08/2024 10:00:00	39.0	88	103	55	36.1	67.0%	32.7
05/08/2024 11:00:00	37.7	110	130	50	35.6	53.1%	30.7
05/08/2024 12:00:00	38.6	119	140	50	35.9	64.3%	32.3
05/08/2024 13:00:00	39.0	108	127	50	36.1	58.3%	31.6
05/08/2024 14:00:00	37.9	88	104	50	35.6	59.6%	31.7
05/08/2024 15:00:00	38.9	73	86	55	36.6	55.8%	30.7
05/08/2024 16:00:00	40.4	82	97	50	36.0	70.1%	33.0
05/08/2024 17:00:00	40.8	107	126	50	36.6	69.0%	33.4
05/08/2024 18:00:00	38.3	82	97	50	35.1	73.2%	32.5
05/08/2024 19:00:00	39.1	71	83	50	35.8	66.3%	32.4
05/08/2024 20:00:00	40.8	35	41	55	36.7	78.0%	34.5
05/08/2024 21:00:00	41.7	20	24	50	38.3	54.2%	32.4
05/08/2024 22:00:00	47.5	14	16	65	38.8	75.0%	35.3
05/08/2024 23:00:00	43.3	17	20	60	37.8	85.0%	36.0
06/08/2024 00:00:00	50.0	3	4	60	45.8	75.0%	39.5
06/08/2024 01:00:00	40.0	3	4	50	37.5	100.0%	37.0
06/08/2024 02:00:00	35.0	1	1	35	32.5	100.0%	32.0
06/08/2024 03:00:00	0.0	0	0	0	0.0	0.0%	0.0
06/08/2024 04:00:00	0.0	0	0	0	0.0	0.0%	0.0
06/08/2024 05:00:00	45.0	1	1	45	42.5	100.0%	42.0
06/08/2024 06:00:00	45.0	3	4	55	45.0	100.0%	44.5
06/08/2024 07:00:00	45.0	13	15	50	39.4	86.7%	37.1
06/08/2024 08:00:00	42.8	74	87	55	37.6	77.0%	34.7
06/08/2024 09:00:00	38.5	107	126	55	36.1	57.9%	31.8
06/08/2024 10:00:00	37.9	104	122	50	35.4	58.2%	31.5
06/08/2024 11:00:00	37.7	103	121	55	35.9	49.6%	30.7
06/08/2024 12:00:00	37.2	117	138	55	35.7	50.7%	30.8
06/08/2024 13:00:00	39.3	96	113	50	36.2	59.3%	32.0
06/08/2024 14:00:00	38.3	94	111	55	35.7	64.0%	32.2
06/08/2024 15:00:00	38.0	101	119	50	35.2	68.1%	32.3
06/08/2024 16:00:00	35.6	106	125	45	34.6	50.4%	30.2
06/08/2024 17:00:00	36.8	102	120	45	35.3	45.8%	28.8
06/08/2024 18:00:00	38.2	119	140	55	36.3	52.1%	31.3
06/08/2024 19:00:00	41.2	75	88	55	36.6	78.4%	34.1

Incoming Summary
Tue22Aug24
SAM 9640

from Thu-Mar-21-2024-01-00-PM to Thu-Aug-22-2024-08-59-PM

06/08/2024 20:00:00	40.0	46	54	55	36.5	74.1%	33.5
06/08/2024 21:00:00	45.0	17	20	55	39.7	80.0%	36.8
06/08/2024 22:00:00	40.0	24	28	50	35.9	67.9%	31.7
06/08/2024 23:00:00	43.3	16	19	50	38.1	94.7%	37.1
07/08/2024 00:00:00	40.0	3	3	40	35.8	100.0%	35.7
07/08/2024 01:00:00	40.0	5	6	55	40.0	66.7%	35.3
07/08/2024 02:00:00	0.0	0	0	0	0.0	0.0%	0.0
07/08/2024 03:00:00	0.0	0	0	0	0.0	0.0%	0.0
07/08/2024 04:00:00	40.0	1	1	40	37.5	100.0%	37.0
07/08/2024 05:00:00	0.0	0	0	0	0.0	0.0%	0.0
07/08/2024 06:00:00	45.0	4	5	55	42.5	100.0%	42.0
07/08/2024 07:00:00	45.0	15	18	50	39.3	94.4%	38.3
07/08/2024 08:00:00	44.2	84	99	50	39.1	74.7%	35.8
07/08/2024 09:00:00	39.5	122	143	60	36.2	67.8%	32.6
07/08/2024 10:00:00	38.3	106	125	50	35.7	62.4%	31.8
07/08/2024 11:00:00	37.8	121	142	50	35.2	60.6%	31.3
07/08/2024 12:00:00	38.1	101	119	45	35.2	68.1%	32.4
07/08/2024 13:00:00	37.5	118	139	45	35.5	51.1%	30.7
07/08/2024 14:00:00	38.3	98	115	45	35.6	59.1%	31.7
07/08/2024 15:00:00	38.1	94	110	55	35.5	60.0%	31.8
07/08/2024 16:00:00	38.8	122	143	50	36.1	55.2%	31.6
07/08/2024 17:00:00	38.8	103	121	50	36.1	62.8%	32.5
07/08/2024 18:00:00	39.5	100	118	50	36.3	68.6%	33.2
07/08/2024 19:00:00	40.9	74	87	60	37.0	69.0%	33.4
07/08/2024 20:00:00	43.3	50	59	55	37.4	72.9%	34.1
07/08/2024 21:00:00	37.9	33	39	60	36.0	59.0%	32.3
07/08/2024 22:00:00	37.9	34	40	50	36.4	45.0%	30.4
07/08/2024 23:00:00	44.0	20	23	60	39.1	69.6%	35.3
08/08/2024 00:00:00	35.0	4	5	40	34.2	60.0%	31.0
08/08/2024 01:00:00	55.0	3	3	55	42.5	66.7%	37.0
08/08/2024 02:00:00	50.0	1	1	50	47.5	100.0%	47.0
08/08/2024 03:00:00	0.0	0	0	0	0.0	0.0%	0.0
08/08/2024 04:00:00	0.0	0	0	0	0.0	0.0%	0.0
08/08/2024 05:00:00	25.0	1	1	25	0.0	0.0%	22.0
08/08/2024 06:00:00	45.0	3	4	55	42.5	75.0%	38.3
08/08/2024 07:00:00	46.2	18	21	50	41.0	95.2%	40.0
08/08/2024 08:00:00	44.3	82	97	60	38.5	88.7%	37.1
08/08/2024 09:00:00	41.8	105	124	55	37.4	75.0%	34.6
08/08/2024 10:00:00	40.5	88	103	50	36.6	68.0%	32.5
08/08/2024 11:00:00	37.1	83	98	45	34.8	59.2%	31.1
08/08/2024 12:00:00	36.9	102	120	50	35.0	54.2%	30.8
08/08/2024 13:00:00	35.7	96	113	50	34.4	59.3%	31.0
08/08/2024 14:00:00	37.9	80	94	50	35.3	62.8%	31.5
08/08/2024 15:00:00	37.1	99	116	65	36.4	42.2%	29.8
08/08/2024 16:00:00	38.6	101	119	55	35.7	64.7%	32.1
08/08/2024 17:00:00	39.7	93	109	55	36.5	62.4%	32.7
08/08/2024 18:00:00	39.4	120	141	50	36.0	70.9%	33.0

08/08/2024 19:00:00	40.8	74	87	50	37.1	60.9%	31.9
08/08/2024 20:00:00	45.0	49	58	50	38.7	70.7%	34.1
08/08/2024 21:00:00	42.5	32	38	60	38.2	73.7%	35.0
08/08/2024 22:00:00	40.0	26	31	55	37.5	71.0%	33.8
08/08/2024 23:00:00	43.0	16	19	50	40.8	47.4%	33.2
09/08/2024 00:00:00	37.5	3	4	40	35.0	100.0%	34.5
09/08/2024 01:00:00	35.0	2	2	35	32.5	50.0%	29.5
09/08/2024 02:00:00	0.0	0	0	0	0.0	0.0%	0.0
09/08/2024 03:00:00	40.0	2	2	40	35.0	100.0%	34.5
09/08/2024 04:00:00	0.0	0	0	0	0.0	0.0%	0.0
09/08/2024 05:00:00	45.0	1	1	45	42.5	100.0%	42.0
09/08/2024 06:00:00	50.0	2	2	50	42.5	100.0%	42.0
09/08/2024 07:00:00	44.1	26	31	50	40.9	71.0%	35.8
09/08/2024 08:00:00	45.8	82	96	55	38.4	78.1%	35.8
09/08/2024 09:00:00	40.6	119	140	60	37.0	69.3%	33.8
09/08/2024 10:00:00	39.8	119	140	55	36.8	59.3%	32.1
09/08/2024 11:00:00	37.3	113	133	50	34.8	64.7%	31.6
09/08/2024 12:00:00	37.1	140	165	50	35.2	52.7%	30.6
09/08/2024 13:00:00	37.4	108	127	50	35.1	59.1%	30.5
09/08/2024 14:00:00	38.6	107	126	55	35.7	66.7%	32.5
09/08/2024 15:00:00	38.9	121	142	55	36.3	62.0%	32.2
09/08/2024 16:00:00	37.4	105	124	50	35.0	62.1%	30.9
09/08/2024 17:00:00	37.7	155	182	50	35.6	52.7%	30.2
09/08/2024 18:00:00	39.8	126	148	60	37.2	57.4%	31.3
09/08/2024 19:00:00	41.0	93	109	55	37.3	74.3%	34.1
09/08/2024 20:00:00	40.8	77	91	60	37.3	70.3%	33.6
09/08/2024 21:00:00	39.6	42	49	55	36.6	67.3%	33.2
09/08/2024 22:00:00	39.4	14	17	45	37.1	76.5%	34.5
09/08/2024 23:00:00	41.7	26	30	60	37.3	73.3%	34.2
10/08/2024 00:00:00	47.5	18	21	60	40.6	76.2%	37.0
10/08/2024 01:00:00	45.0	3	3	45	37.5	66.7%	33.7
10/08/2024 02:00:00	35.0	1	1	35	32.5	100.0%	32.0
10/08/2024 03:00:00	0.0	0	0	0	0.0	0.0%	0.0
10/08/2024 04:00:00	0.0	0	0	0	0.0	0.0%	0.0
10/08/2024 05:00:00	30.0	1	1	30	0.0	0.0%	27.0
10/08/2024 06:00:00	55.0	3	3	55	44.2	100.0%	43.7
10/08/2024 07:00:00	40.0	2	2	40	35.0	100.0%	34.5
10/08/2024 08:00:00	**No Data**						
10/08/2024 09:00:00	**No Data**						
22/08/2024 17:00:00	0.0	0	0	0	0.0	0.0%	0.0
22/08/2024 18:00:00	0.0	0	0	0	0.0	0.0%	0.0
22/08/2024 19:00:00	0.0	0	0	0	0.0	0.0%	0.0
22/08/2024 20:00:00	0.0	0	0	0	0.0	0.0%	0.0
22/08/2024 21:00:00	0.0	0	0	0	0.0	0.0%	0.0

Day/Time Ending	85th pctl (MPH)	85th pctl cnts	Total Cnts	Max Speed	Avg Speeder	% Speeders	Avg Speed
22/03/2024 00:00:00	38.9	559	658	60	36.0	63.2%	32.2
23/03/2024 00:00:00	38.5	1470	1729	60	35.6	64.1%	32.1
24/03/2024 00:00:00	39.0	1056	1242	60	35.9	68.4%	32.7
25/03/2024 00:00:00	38.7	798	939	55	35.9	63.8%	32.0
26/03/2024 00:00:00	38.9	1158	1362	60	35.9	63.6%	32.1
27/03/2024 00:00:00	37.4	1488	1751	60	35.8	49.6%	27.8
28/03/2024 00:00:00	38.5	1368	1610	70	36.0	58.5%	30.7
29/03/2024 00:00:00	38.4	1691	1989	60	36.0	56.4%	29.1
30/03/2024 00:00:00	38.5	1458	1715	65	35.8	62.9%	32.1
31/03/2024 00:00:00	37.5	1873	2204	60	35.2	57.1%	31.2
01/04/2024 00:00:00	38.2	1149	1352	65	36.1	51.8%	27.1
02/04/2024 00:00:00	38.4	1049	1234	60	35.8	60.5%	30.7
03/04/2024 00:00:00	38.7	1081	1272	55	35.9	62.3%	31.8
04/04/2024 00:00:00	38.9	1042	1226	65	36.0	64.3%	31.9
05/04/2024 00:00:00	45.0	73	86	55	39.1	70.9%	32.7
06/04/2024 00:00:00	**No Data**						
07/04/2024 00:00:00	**No Data**						
08/04/2024 00:00:00							
						
09/04/2024 00:00:00							
10/04/2024 00:00:00							
11/04/2024 00:00:00							
12/04/2024 00:00:00							
13/04/2024 00:00:00							
14/04/2024 00:00:00							
15/04/2024 00:00:00							
16/04/2024 00:00:00							
17/04/2024 00:00:00							
18/04/2024 00:00:00							
19/04/2024 00:00:00							
20/04/2024 00:00:00							
21/04/2024 00:00:00							
22/04/2024 00:00:00							
23/04/2024 00:00:00							
24/04/2024 00:00:00							
25/04/2024 00:00:00							
26/04/2024 00:00:00							
27/04/2024 00:00:00							
28/04/2024 00:00:00							
29/04/2024 00:00:00							
30/04/2024 00:00:00							
01/05/2024 00:00:00							
02/05/2024 00:00:00							
03/05/2024 00:00:00	42.1	301	354	65	37.7	79.4%	35.1
04/05/2024 00:00:00	38.8	1340	1576	60	35.9	62.8%	32.1
05/05/2024 00:00:00	38.9	1393	1639	70	35.9	62.6%	32.1

06/05/2024 00:00:00	39.6	975	1147	65	36.2	68.1%	32.6
07/05/2024 00:00:00	39.3	886	1042	65	36.3	67.2%	32.6
08/05/2024 00:00:00	39.2	1178	1386	60	36.2	67.1%	32.7
09/05/2024 00:00:00	39.3	1322	1555	55	36.3	64.6%	32.6
10/05/2024 00:00:00	39.4	1282	1508	65	36.3	67.2%	32.9
11/05/2024 00:00:00	39.6	1470	1729	60	36.5	67.4%	32.9
12/05/2024 00:00:00	40.0	1263	1486	60	36.7	67.8%	33.0
13/05/2024 00:00:00	40.0	883	1039	60	36.7	65.4%	32.9
14/05/2024 00:00:00	39.3	1216	1430	60	36.2	63.9%	32.4
15/05/2024 00:00:00	39.3	1210	1423	65	36.3	63.9%	32.0
16/05/2024 00:00:00	39.4	1318	1550	65	36.5	59.7%	30.9
17/05/2024 00:00:00	39.4	1174	1381	60	36.4	61.1%	32.2
18/05/2024 00:00:00	39.3	1477	1738	60	36.3	65.5%	32.7
19/05/2024 00:00:00	38.7	1611	1895	75	36.2	58.7%	31.8
20/05/2024 00:00:00	39.8	874	1028	70	36.5	68.7%	33.0
21/05/2024 00:00:00	38.9	1261	1483	65	36.1	62.7%	32.3
22/05/2024 00:00:00	39.0	1259	1481	60	36.2	61.2%	32.2
23/05/2024 00:00:00	38.2	1244	1464	60	35.7	57.9%	30.7
24/05/2024 00:00:00	38.7	1322	1555	60	36.1	60.7%	31.9
25/05/2024 00:00:00	39.5	1606	1890	70	36.6	64.8%	32.7
26/05/2024 00:00:00	38.5	1218	1433	65	35.9	58.1%	31.3
27/05/2024 00:00:00	39.0	967	1138	60	36.1	63.2%	30.7
28/05/2024 00:00:00	39.0	1052	1238	60	36.1	64.9%	32.4
29/05/2024 00:00:00	**No Data**						
30/05/2024 00:00:00	**No Data**						
31/05/2024 00:00:00							
01/06/2024 00:00:00							
02/06/2024 00:00:00							
03/06/2024 00:00:00							
04/06/2024 00:00:00							
05/06/2024 00:00:00							
06/06/2024 00:00:00							
07/06/2024 00:00:00							
08/06/2024 00:00:00							
09/06/2024 00:00:00							
10/06/2024 00:00:00							
11/06/2024 00:00:00							
12/06/2024 00:00:00							
13/06/2024 00:00:00							
14/06/2024 00:00:00							
15/06/2024 00:00:00							
16/06/2024 00:00:00							
17/06/2024 00:00:00							
18/06/2024 00:00:00							
19/06/2024 00:00:00							
20/06/2024 00:00:00							
21/06/2024 00:00:00							

22/06/2024 00:00:00
23/06/2024 00:00:00
24/06/2024 00:00:00
25/06/2024 00:00:00
26/06/2024 00:00:00
27/06/2024 00:00:00
28/06/2024 00:00:00
29/06/2024 00:00:00
30/06/2024 00:00:00
01/07/2024 00:00:00
02/07/2024 00:00:00
03/07/2024 00:00:00
04/07/2024 00:00:00
05/07/2024 00:00:00
06/07/2024 00:00:00
07/07/2024 00:00:00
08/07/2024 00:00:00
09/07/2024 00:00:00
10/07/2024 00:00:00
11/07/2024 00:00:00
12/07/2024 00:00:00
13/07/2024 00:00:00
14/07/2024 00:00:00
15/07/2024 00:00:00
16/07/2024 00:00:00
17/07/2024 00:00:00
18/07/2024 00:00:00
19/07/2024 00:00:00
20/07/2024 00:00:00
21/07/2024 00:00:00
22/07/2024 00:00:00
23/07/2024 00:00:00
24/07/2024 00:00:00
25/07/2024 00:00:00
26/07/2024 00:00:00
27/07/2024 00:00:00
28/07/2024 00:00:00
29/07/2024 00:00:00
30/07/2024 00:00:00
31/07/2024 00:00:00
01/08/2024 00:00:00
02/08/2024 00:00:00
03/08/2024 00:00:00
04/08/2024 00:00:00
05/08/2024 00:00:00
06/08/2024 00:00:00
07/08/2024 00:00:00

39.4	745	876	60	36.4	63.7%	32.6
39.6	1369	1611	60	36.5	63.9%	32.5
39.3	1454	1711	60	36.3	64.1%	32.3
39.4	1557	1832	60	36.4	65.5%	32.6
39.8	1230	1447	70	36.7	65.5%	32.8
38.9	1064	1252	75	36.1	61.8%	32.1
39.2	1365	1606	65	36.3	63.8%	32.4
39.0	1312	1544	60	36.2	63.5%	32.1
38.8	1383	1627	65	36.1	60.3%	31.8
39.2	1428	1680	70	36.3	64.5%	32.5
39.3	1589	1869	70	36.3	66.4%	32.7
39.3	1264	1487	60	36.2	66.0%	32.5
39.6	1080	1270	65	36.5	68.0%	33.0
39.8	1299	1528	65	36.7	66.3%	32.8
39.4	1357	1597	60	36.4	66.6%	32.7
39.6	1399	1646	65	36.6	66.2%	32.8
39.8	1332	1567	65	36.6	67.0%	33.0
39.8	1477	1738	65	36.7	65.7%	32.9
38.5	1568	1845	60	35.9	58.9%	31.6
39.1	985	1159	65	36.3	63.7%	32.4
39.7	1218	1433	65	36.5	66.2%	32.8
38.7	1325	1559	55	36.1	60.2%	31.9

Incoming Summary
Tue22Aug24
SAM 9640

from Thu-Mar-21-2024-01-00-PM to Thu-Aug-22-2024-08-59-PM

08/08/2024 00:00:00	39.3	1408	1657	60	36.3	63.2%	32.5
09/08/2024 00:00:00	39.8	1276	1501	65	36.6	65.0%	32.6
10/08/2024 00:00:00	39.3	1596	1878	60	36.4	63.4%	32.3
11/08/2024 00:00:00	42.5	8	10	55	38.8	80.0%	36.0
12/08/2024 00:00:00	**No Data**						
13/08/2024 00:00:00	**No Data**						
14/08/2024 00:00:00							
15/08/2024 00:00:00							
16/08/2024 00:00:00							
17/08/2024 00:00:00							
18/08/2024 00:00:00							
19/08/2024 00:00:00							
20/08/2024 00:00:00							
21/08/2024 00:00:00							
22/08/2024 00:00:00							
22/08/2024 20:59:59	0.0	0	0	0	0.0	0.0%	0.0

Incoming Weekly Counts

Tue22Aug24

SAM 9640

from Thu-Mar-21-2024-01-00-PM to Thu-Aug-22-2024-08-59-PM

	18/03/2024	to	24/03/2024							
	Monday	Tuesday	Wednesday	Thursday	Friday	Saturday	Sunday	Week	Weekend	Week Day 85%
Hour	18/03/2024	19/03/2024	20/03/2024	21/03/2024	22/03/2024	23/03/2024	24/03/2024	Day Avg	Avg	Avg Speed
0 - 1	*	*	*	*	6	10	10	6	10	40
1 - 2	*	*	*	*	6	7	2	6	4.5	35
2 - 3	*	*	*	*	0	5	2	0	3.5	0
3 - 4	*	*	*	*	1	0	0	1	0	40
4 - 5	*	*	*	*	1	0	0	1	0	45
5 - 6	*	*	*	*	0	1	2	0	1.5	0
6 - 7	*	*	*	*	7	3	1	7	2	55
7 - 8	*	*	*	*	25	10	7	25	8.5	40
8 - 9	*	*	*	*	110	44	13	110	28.5	42.5
9 - 10	*	*	*	*	127	47	40	127	43.5	38.9
10 - 11	*	*	*	*	151	101	70	151	85.5	36.3
11 - 12	*	*	*	*	97	105	92	97	98.5	36.7
12 - 13	*	*	*	*	129	158	115	129	136.5	37
13 - 14	*	*	*	19	135	142	110	77	126	38.25
14 - 15	*	*	*	104	106	108	110	105	109	37.9
15 - 16	*	*	*	109	103	95	72	106	83.5	37.65
16 - 17	*	*	*	82	137	94	82	109.5	88	37.1
17 - 18	*	*	*	105	148	96	52	126.5	74	38.4
18 - 19	*	*	*	90	132	67	53	111	60	38.35
19 - 20	*	*	*	58	127	61	29	92.5	45	40.5
20 - 21	*	*	*	42	84	32	34	63	33	40.65
21 - 22	*	*	*	23	30	20	27	26.5	23.5	42.8
22 - 23	*	*	*	13	43	16	8	28	12	42.1
23 - 24	*	*	*	13	24	20	8	18.5	14	38.95
Totals	0	0	0	658	1729	1242	939			
% of Total	0%	0%	0%	14.4%	37.85%	27.19%	20.56%			

Incoming Weekly Counts

Tue22Aug24

SAM 9640

from Thu-Mar-21-2024-01-00-PM to Thu-Aug-22-2024-08-59-PM

	25/03/2024	to	31/03/2024							
	Monday	Tuesday	Wednesday	Thursday	Friday	Saturday	Sunday	Week	Weekend	Week Day 85%
Hour	25/03/2024	26/03/2024	27/03/2024	28/03/2024	29/03/2024	30/03/2024	31/03/2024	Day Avg	Avg	Avg Speed
0 - 1	3	8	84	15	22	17	11	26.4	14	35.86
1 - 2	6	2	5	8	6	5	5	5.4	5	41.5
2 - 3	3	2	4	5	3	5	8	3.4	6.5	44
3 - 4	2	2	1	1	1	0	0	1.4	0	41
4 - 5	0	1	0	1	0	0	0	0.4	0	47.5
5 - 6	0	2	0	2	0	0	6	0.8	3	40
6 - 7	6	2	6	138	10	5	2	32.4	3.5	37.9
7 - 8	17	18	25	23	13	30	15	19.2	22.5	42.62
8 - 9	108	147	109	107	46	96	31	103.4	63.5	42.62
9 - 10	163	150	141	129	113	112	75	139.2	93.5	38.62
10 - 11	111	108	129	142	144	207	88	126.8	147.5	38.58
11 - 12	94	129	127	134	168	290	143	130.4	216.5	37.54
12 - 13	111	111	121	120	143	258	147	121.2	202.5	37.14
13 - 14	90	130	116	139	160	277	109	127	193	36.88
14 - 15	98	113	107	137	131	194	127	117.2	160.5	36.94
15 - 16	95	117	108	219	130	169	107	133.8	138	37.1
16 - 17	93	94	127	144	128	128	186	117.2	157	37.62
17 - 18	109	106	104	112	143	128	114	114.8	121	38.34
18 - 19	105	94	106	144	127	104	51	115.2	77.5	38.5
19 - 20	70	59	64	101	101	66	55	79	60.5	39.58
20 - 21	35	42	37	51	49	44	21	42.8	32.5	39.9
21 - 22	18	184	40	55	28	22	24	65	23	32.8
22 - 23	14	66	35	40	32	18	15	37.4	16.5	39.82
23 - 24	11	64	14	22	17	29	12	25.6	20.5	41.94
Totals	1362	1751	1610	1989	1715	2204	1352			
% of Total	11.37%	14.61%	13.44%	16.6%	14.31%	18.39%	11.28%			

Incoming Weekly Counts

Tue22Aug24

SAM 9640

from Thu-Mar-21-2024-01-00-PM to Thu-Aug-22-2024-08-59-PM

	01/04/2024	to	07/04/2024							
	Monday	Tuesday	Wednesday	Thursday	Friday	Saturday	Sunday	Week	Weekend	Week Day 85%
Hour	01/04/2024	02/04/2024	03/04/2024	04/04/2024	05/04/2024	06/04/2024	07/04/2024	Day Avg	Avg	Avg Speed
0 - 1	72	6	6	2	0	0	0	17.2	0	31.28
1 - 2	6	4	22	3	0	0	0	7	0	33.75
2 - 3	3	2	4	2	0	0	0	2.2	0	20.95
3 - 4	0	0	0	0	0	0	0	0	0	0
4 - 5	2	0	1	1	0	0	0	0.8	0	38.33
5 - 6	2	3	1	13	0	0	0	3.8	0	46.88
6 - 7	9	8	11	8	0	0	0	7.2	0	41
7 - 8	23	112	81	57	0	0	0	54.6	0	42.8
8 - 9	49	71	98	0	0	0	0	43.6	0	39.9
9 - 10	62	100	104	0	0	0	0	53.2	0	37.9
10 - 11	107	125	94	0	0	0	0	65.2	0	38.6
11 - 12	120	103	84	0	0	0	0	61.4	0	37.3
12 - 13	126	99	93	0	0	0	0	63.6	0	37.57
13 - 14	96	91	91	0	0	0	0	55.6	0	36.5
14 - 15	107	86	81	0	0	0	0	54.8	0	38.17
15 - 16	86	91	104	0	0	0	0	56.2	0	37.7
16 - 17	106	104	95	0	0	0	0	61	0	38.03
17 - 18	94	95	86	0	0	0	0	55	0	38.7
18 - 19	50	57	43	0	0	0	0	30	0	40.97
19 - 20	46	40	46	0	0	0	0	26.4	0	40.9
20 - 21	34	25	36	0	0	0	0	19	0	39.57
21 - 22	16	29	22	0	0	0	0	13.4	0	43.83
22 - 23	8	13	16	0	0	0	0	7.4	0	39.03
23 - 24	10	8	7	0	0	0	0	5	0	41.67
Totals	1234	1272	1226	86	0	0	0			
% of Total	32.32%	33.32%	32.11%	2.25%	0%	0%	0%			

Incoming Weekly Counts

Tue22Aug24

SAM 9640

from Thu-Mar-21-2024-01-00-PM to Thu-Aug-22-2024-08-59-PM

	08/04/2024	to	14/04/2024							
	Monday	Tuesday	Wednesday	Thursday	Friday	Saturday	Sunday	Week	Weekend	Week Day 85%
Hour	08/04/2024	09/04/2024	10/04/2024	11/04/2024	12/04/2024	13/04/2024	14/04/2024	Day Avg	Avg	Avg Speed
0 - 1	0	0	0	0	0	0	0	0	0	0
1 - 2	0	0	0	0	0	0	0	0	0	0
2 - 3	0	0	0	0	0	0	0	0	0	0
3 - 4	0	0	0	0	0	0	0	0	0	0
4 - 5	0	0	0	0	0	0	0	0	0	0
5 - 6	0	0	0	0	0	0	0	0	0	0
6 - 7	0	0	0	0	0	0	0	0	0	0
7 - 8	0	0	0	0	0	0	0	0	0	0
8 - 9	0	0	0	0	0	0	0	0	0	0
9 - 10	0	0	0	0	0	0	0	0	0	0
10 - 11	0	0	0	0	0	0	0	0	0	0
11 - 12	0	0	0	0	0	0	0	0	0	0
12 - 13	0	0	0	0	0	0	0	0	0	0
13 - 14	0	0	0	0	0	0	0	0	0	0
14 - 15	0	0	0	0	0	0	0	0	0	0
15 - 16	0	0	0	0	0	0	0	0	0	0
16 - 17	0	0	0	0	0	0	0	0	0	0
17 - 18	0	0	0	0	0	0	0	0	0	0
18 - 19	0	0	0	0	0	0	0	0	0	0
19 - 20	0	0	0	0	0	0	0	0	0	0
20 - 21	0	0	0	0	0	0	0	0	0	0
21 - 22	0	0	0	0	0	0	0	0	0	0
22 - 23	0	0	0	0	0	0	0	0	0	0
23 - 24	0	0	0	0	0	0	0	0	0	0
Totals	0	0	0	0	0	0	0			
% of Total	0%	0%	0%	0%	0%	0%	0%			

Incoming Weekly Counts

Tue22Aug24

SAM 9640

from Thu-Mar-21-2024-01-00-PM to Thu-Aug-22-2024-08-59-PM

	15/04/2024	to	21/04/2024							
	Monday	Tuesday	Wednesday	Thursday	Friday	Saturday	Sunday	Week	Weekend	Week Day 85%
Hour	15/04/2024	16/04/2024	17/04/2024	18/04/2024	19/04/2024	20/04/2024	21/04/2024	Day Avg	Avg	Avg Speed
0 - 1	0	0	0	0	0	0	0	0	0	0
1 - 2	0	0	0	0	0	0	0	0	0	0
2 - 3	0	0	0	0	0	0	0	0	0	0
3 - 4	0	0	0	0	0	0	0	0	0	0
4 - 5	0	0	0	0	0	0	0	0	0	0
5 - 6	0	0	0	0	0	0	0	0	0	0
6 - 7	0	0	0	0	0	0	0	0	0	0
7 - 8	0	0	0	0	0	0	0	0	0	0
8 - 9	0	0	0	0	0	0	0	0	0	0
9 - 10	0	0	0	0	0	0	0	0	0	0
10 - 11	0	0	0	0	0	0	0	0	0	0
11 - 12	0	0	0	0	0	0	0	0	0	0
12 - 13	0	0	0	0	0	0	0	0	0	0
13 - 14	0	0	0	0	0	0	0	0	0	0
14 - 15	0	0	0	0	0	0	0	0	0	0
15 - 16	0	0	0	0	0	0	0	0	0	0
16 - 17	0	0	0	0	0	0	0	0	0	0
17 - 18	0	0	0	0	0	0	0	0	0	0
18 - 19	0	0	0	0	0	0	0	0	0	0
19 - 20	0	0	0	0	0	0	0	0	0	0
20 - 21	0	0	0	0	0	0	0	0	0	0
21 - 22	0	0	0	0	0	0	0	0	0	0
22 - 23	0	0	0	0	0	0	0	0	0	0
23 - 24	0	0	0	0	0	0	0	0	0	0
Totals	0	0	0	0	0	0	0			
% of Total	0%	0%	0%	0%	0%	0%	0%			

Incoming Weekly Counts

Tue22Aug24

SAM 9640

from Thu-Mar-21-2024-01-00-PM to Thu-Aug-22-2024-08-59-PM

	22/04/2024	to	28/04/2024							
	Monday	Tuesday	Wednesday	Thursday	Friday	Saturday	Sunday	Week	Weekend	Week Day 85%
Hour	22/04/2024	23/04/2024	24/04/2024	25/04/2024	26/04/2024	27/04/2024	28/04/2024	Day Avg	Avg	Avg Speed
0 - 1	0	0	0	0	0	0	0	0	0	0
1 - 2	0	0	0	0	0	0	0	0	0	0
2 - 3	0	0	0	0	0	0	0	0	0	0
3 - 4	0	0	0	0	0	0	0	0	0	0
4 - 5	0	0	0	0	0	0	0	0	0	0
5 - 6	0	0	0	0	0	0	0	0	0	0
6 - 7	0	0	0	0	0	0	0	0	0	0
7 - 8	0	0	0	0	0	0	0	0	0	0
8 - 9	0	0	0	0	0	0	0	0	0	0
9 - 10	0	0	0	0	0	0	0	0	0	0
10 - 11	0	0	0	0	0	0	0	0	0	0
11 - 12	0	0	0	0	0	0	0	0	0	0
12 - 13	0	0	0	0	0	0	0	0	0	0
13 - 14	0	0	0	0	0	0	0	0	0	0
14 - 15	0	0	0	0	0	0	0	0	0	0
15 - 16	0	0	0	0	0	0	0	0	0	0
16 - 17	0	0	0	0	0	0	0	0	0	0
17 - 18	0	0	0	0	0	0	0	0	0	0
18 - 19	0	0	0	0	0	0	0	0	0	0
19 - 20	0	0	0	0	0	0	0	0	0	0
20 - 21	0	0	0	0	0	0	0	0	0	0
21 - 22	0	0	0	0	0	0	0	0	0	0
22 - 23	0	0	0	0	0	0	0	0	0	0
23 - 24	0	0	0	0	0	0	0	0	0	0
Totals	0	0	0	0	0	0	0			
% of Total	0%	0%	0%	0%	0%	0%	0%			

Incoming Weekly Counts

Tue22Aug24

SAM 9640

from Thu-Mar-21-2024-01-00-PM to Thu-Aug-22-2024-08-59-PM

	29/04/2024	to	05/05/2024							
	Monday	Tuesday	Wednesday	Thursday	Friday	Saturday	Sunday	Week	Weekend	Week Day 85%
Hour	29/04/2024	30/04/2024	01/05/2024	02/05/2024	03/05/2024	04/05/2024	05/05/2024	Day Avg	Avg	Avg Speed
0 - 1	0	0	0	0	6	7	5	1.2	6	43.3
1 - 2	0	0	0	0	1	2	4	0.2	3	40
2 - 3	0	0	0	0	3	3	3	0.6	3	50
3 - 4	0	0	0	0	1	0	0	0.2	0	50
4 - 5	0	0	0	0	0	0	0	0	0	0
5 - 6	0	0	0	0	3	6	3	0.6	4.5	55
6 - 7	0	0	0	0	15	13	8	3	10.5	47.5
7 - 8	0	0	0	0	93	62	13	18.6	37.5	43.5
8 - 9	0	0	0	0	140	111	39	28	75	39.8
9 - 10	0	0	0	0	121	148	75	24.2	111.5	37.9
10 - 11	0	0	0	0	111	205	128	22.2	166.5	36.5
11 - 12	0	0	0	0	126	174	119	25.2	146.5	38.8
12 - 13	0	0	0	0	109	155	140	21.8	147.5	38.4
13 - 14	0	0	0	0	116	135	111	23.2	123	35
14 - 15	0	0	0	0	139	121	110	27.8	115.5	37.2
15 - 16	0	0	0	0	126	110	98	25.2	104	36.1
16 - 17	0	0	0	41	114	106	107	31	106.5	38.8
17 - 18	0	0	0	105	102	88	60	41.4	74	39.9
18 - 19	0	0	0	74	89	58	30	32.6	44	39.95
19 - 20	0	0	0	56	49	50	33	21	41.5	43.2
20 - 21	0	0	0	35	36	24	32	14.2	28	41.5
21 - 22	0	0	0	18	41	20	12	11.8	16	37.8
22 - 23	0	0	0	17	22	21	9	7.8	15	41.5
23 - 24	0	0	0	8	13	20	8	4.2	14	41.25
Totals	0	0	0	354	1576	1639	1147			
% of Total	0%	0%	0%	7.51%	33.42%	34.75%	24.32%			

Incoming Weekly Counts

Tue22Aug24

SAM 9640

from Thu-Mar-21-2024-01-00-PM to Thu-Aug-22-2024-08-59-PM

	06/05/2024	to	12/05/2024							
	Monday	Tuesday	Wednesday	Thursday	Friday	Saturday	Sunday	Week	Weekend	Week Day 85%
Hour	06/05/2024	07/05/2024	08/05/2024	09/05/2024	10/05/2024	11/05/2024	12/05/2024	Day Avg	Avg	Avg Speed
0 - 1	6	1	5	4	3	8	11	3.8	9.5	40.5
1 - 2	1	1	0	1	1	4	2	0.8	3	37.5
2 - 3	0	1	0	1	1	1	1	0.6	1	40
3 - 4	1	1	0	0	1	3	1	0.6	2	45
4 - 5	1	0	1	0	0	5	0	0.4	2.5	40
5 - 6	0	2	1	9	4	28	3	3.2	15.5	50.62
6 - 7	18	19	19	24	21	10	8	20.2	9	46.5
7 - 8	24	108	130	112	146	46	32	104	39	42.56
8 - 9	51	142	148	150	123	65	37	122.8	51	39.98
9 - 10	77	128	149	122	143	107	76	123.8	91.5	37.8
10 - 11	90	95	107	120	122	102	80	106.8	91	37.12
11 - 12	124	96	114	116	142	133	131	118.4	132	37.66
12 - 13	100	114	113	119	109	156	116	111	136	38.42
13 - 14	106	101	123	112	122	135	106	112.8	120.5	38.04
14 - 15	90	98	108	107	133	118	90	107.2	104	38.24
15 - 16	90	117	106	90	110	116	85	102.6	100.5	38.6
16 - 17	69	75	121	112	142	110	60	103.8	85	38.84
17 - 18	71	96	116	110	121	96	57	102.8	76.5	40.48
18 - 19	26	68	69	82	88	87	52	66.6	69.5	42.06
19 - 20	37	41	38	46	70	49	25	46.4	37	41.94
20 - 21	21	34	41	27	51	26	28	34.8	27	41.66
21 - 22	17	32	31	21	31	39	17	26.4	28	41.16
22 - 23	11	11	12	16	33	33	15	16.6	24	44.4
23 - 24	11	5	3	7	12	9	6	7.6	7.5	43
Totals	1042	1386	1555	1508	1729	1486	1039			
% of Total	10.69%	14.22%	15.96%	15.47%	17.74%	15.25%	10.66%			

Incoming Weekly Counts

Tue22Aug24

SAM 9640

from Thu-Mar-21-2024-01-00-PM to Thu-Aug-22-2024-08-59-PM

	13/05/2024	to	19/05/2024							
	Monday	Tuesday	Wednesday	Thursday	Friday	Saturday	Sunday	Week	Weekend	Week Day 85%
Hour	13/05/2024	14/05/2024	15/05/2024	16/05/2024	17/05/2024	18/05/2024	19/05/2024	Day Avg	Avg	Avg Speed
0 - 1	2	7	5	4	6	6	9	4.8	7.5	42.66
1 - 2	1	5	2	8	4	1	3	4	2	37.26
2 - 3	1	0	1	0	2	1	3	0.8	2	43.33
3 - 4	1	1	0	0	1	1	1	0.6	1	43.33
4 - 5	0	0	0	0	1	0	0	0.2	0	40
5 - 6	2	3	4	6	3	6	3	3.6	4.5	51
6 - 7	19	14	9	18	16	29	14	15.2	21.5	45.74
7 - 8	106	113	106	113	92	64	20	106	42	43.02
8 - 9	142	154	152	154	151	81	38	150.6	59.5	38.84
9 - 10	100	120	175	86	149	174	78	126	126	37.94
10 - 11	112	100	104	79	118	250	83	102.6	166.5	38.06
11 - 12	113	116	100	103	126	239	128	111.6	183.5	36.4
12 - 13	110	103	127	98	135	192	112	114.6	152	38.18
13 - 14	100	82	113	96	136	180	105	105.4	142.5	37.58
14 - 15	104	113	107	108	134	150	87	113.2	118.5	37.5
15 - 16	114	96	130	115	149	110	79	120.8	94.5	38
16 - 17	108	103	123	97	114	96	72	109	84	38.52
17 - 18	109	111	99	80	124	91	49	104.6	70	39.92
18 - 19	69	73	68	83	90	69	36	76.6	52.5	41.12
19 - 20	49	31	32	45	54	63	29	42.2	46	42.14
20 - 21	34	23	43	32	44	27	31	35.2	29	42.58
21 - 22	18	36	27	16	48	29	21	29	25	41.44
22 - 23	8	14	15	28	28	20	18	18.6	19	42.2
23 - 24	8	5	8	12	13	16	9	9.2	12.5	42.32
Totals	1430	1423	1550	1381	1738	1895	1028			
% of Total	13.69%	13.62%	14.84%	13.22%	16.64%	18.14%	9.84%			

Incoming Weekly Counts

Tue22Aug24

SAM 9640

from Thu-Mar-21-2024-01-00-PM to Thu-Aug-22-2024-08-59-PM

	20/05/2024	to	26/05/2024							
	Monday	Tuesday	Wednesday	Thursday	Friday	Saturday	Sunday	Week	Weekend	Week Day 85%
Hour	20/05/2024	21/05/2024	22/05/2024	23/05/2024	24/05/2024	25/05/2024	26/05/2024	Day Avg	Avg	Avg Speed
0 - 1	6	3	5	2	7	8	7	4.6	7.5	43.66
1 - 2	2	1	2	1	2	4	6	1.6	5	34
2 - 3	1	6	6	2	0	1	2	3	1.5	38.75
3 - 4	0	0	1	1	0	3	0	0.4	1.5	42.5
4 - 5	0	0	3	1	1	1	0	1	0.5	36.67
5 - 6	2	2	14	7	7	7	1	6.4	4	48
6 - 7	20	22	45	16	37	11	17	28	14	41.52
7 - 8	116	112	113	126	96	26	31	112.6	28.5	42.6
8 - 9	139	163	148	158	143	62	32	150.2	47	37.76
9 - 10	128	118	104	118	154	79	39	124.4	59	37.64
10 - 11	109	122	114	98	111	104	80	110.8	92	36.78
11 - 12	106	124	93	117	140	161	123	116	142	36
12 - 13	106	106	99	111	140	133	124	112.4	128.5	37.34
13 - 14	122	92	87	118	116	155	123	107	139	37.76
14 - 15	129	112	111	110	139	136	97	120.2	116.5	37.72
15 - 16	124	132	114	132	132	121	87	126.8	104	37.98
16 - 17	85	100	104	100	127	107	79	103.2	93	38.42
17 - 18	116	93	96	117	157	104	116	115.8	110	39.76
18 - 19	68	56	70	78	126	75	64	79.6	69.5	40.86
19 - 20	43	43	51	40	105	45	32	56.4	38.5	41.48
20 - 21	25	32	43	34	57	32	23	38.2	27.5	42.2
21 - 22	27	22	20	25	39	29	26	26.6	27.5	38.9
22 - 23	5	12	16	32	40	22	19	21	20.5	40.02
23 - 24	4	8	5	11	14	7	10	8.4	8.5	40.84
Totals	1483	1481	1464	1555	1890	1433	1138			
% of Total	14.2%	14.18%	14.02%	14.89%	18.1%	13.72%	10.9%			

Incoming Weekly Counts
 Tue22Aug24
 SAM 9640

from Thu-Mar-21-2024-01-00-PM to Thu-Aug-22-2024-08-59-PM

	27/05/2024	to	02/06/2024							
	Monday	Tuesday	Wednesday	Thursday	Friday	Saturday	Sunday	Week	Weekend	Week Day 85%
Hour	27/05/2024	28/05/2024	29/05/2024	30/05/2024	31/05/2024	01/06/2024	02/06/2024	Day Avg	Avg	Avg Speed
0 - 1	4	0	0	0	0	0	0	0.8	0	37.5
1 - 2	1	0	0	0	0	0	0	0.2	0	40
2 - 3	2	0	0	0	0	0	0	0.4	0	45
3 - 4	0	0	0	0	0	0	0	0	0	0
4 - 5	0	0	0	0	0	0	0	0	0	0
5 - 6	3	0	0	0	0	0	0	0.6	0	50
6 - 7	16	0	0	0	0	0	0	3.2	0	45
7 - 8	32	0	0	0	0	0	0	6.4	0	40
8 - 9	61	0	0	0	0	0	0	12.2	0	41.8
9 - 10	84	0	0	0	0	0	0	16.8	0	39.6
10 - 11	120	0	0	0	0	0	0	24	0	37.4
11 - 12	147	0	0	0	0	0	0	29.4	0	37
12 - 13	135	0	0	0	0	0	0	27	0	37.9
13 - 14	120	0	0	0	0	0	0	24	0	38.4
14 - 15	98	0	0	0	0	0	0	19.6	0	38.1
15 - 16	96	0	0	0	0	0	0	19.2	0	39.3
16 - 17	90	0	0	0	0	0	0	18	0	39.1
17 - 18	70	0	0	0	0	0	0	14	0	39.7
18 - 19	57	0	0	0	0	0	0	11.4	0	42.2
19 - 20	48	0	0	0	0	0	0	9.6	0	39.1
20 - 21	20	0	0	0	0	0	0	4	0	41.2
21 - 22	20	0	0	0	0	0	0	4	0	38.6
22 - 23	10	0	0	0	0	0	0	2	0	43.3
23 - 24	4	0	0	0	0	0	0	0.8	0	42.5
Totals	1238	0	0	0	0	0	0			
% of Total	100%	0%	0%	0%	0%	0%	0%			

Incoming Weekly Counts

Tue22Aug24

SAM 9640

from Thu-Mar-21-2024-01-00-PM to Thu-Aug-22-2024-08-59-PM

	03/06/2024	to	09/06/2024							
	Monday	Tuesday	Wednesday	Thursday	Friday	Saturday	Sunday	Week	Weekend	Week Day 85%
Hour	03/06/2024	04/06/2024	05/06/2024	06/06/2024	07/06/2024	08/06/2024	09/06/2024	Day Avg	Avg	Avg Speed
0 - 1	0	0	0	0	0	0	0	0	0	0
1 - 2	0	0	0	0	0	0	0	0	0	0
2 - 3	0	0	0	0	0	0	0	0	0	0
3 - 4	0	0	0	0	0	0	0	0	0	0
4 - 5	0	0	0	0	0	0	0	0	0	0
5 - 6	0	0	0	0	0	0	0	0	0	0
6 - 7	0	0	0	0	0	0	0	0	0	0
7 - 8	0	0	0	0	0	0	0	0	0	0
8 - 9	0	0	0	0	0	0	0	0	0	0
9 - 10	0	0	0	0	0	0	0	0	0	0
10 - 11	0	0	0	0	0	0	0	0	0	0
11 - 12	0	0	0	0	0	0	0	0	0	0
12 - 13	0	0	0	0	0	0	0	0	0	0
13 - 14	0	0	0	0	0	0	0	0	0	0
14 - 15	0	0	0	0	0	0	0	0	0	0
15 - 16	0	0	0	0	0	0	0	0	0	0
16 - 17	0	0	0	0	0	0	0	0	0	0
17 - 18	0	0	0	0	0	0	0	0	0	0
18 - 19	0	0	0	0	0	0	0	0	0	0
19 - 20	0	0	0	0	0	0	0	0	0	0
20 - 21	0	0	0	0	0	0	0	0	0	0
21 - 22	0	0	0	0	0	0	0	0	0	0
22 - 23	0	0	0	0	0	0	0	0	0	0
23 - 24	0	0	0	0	0	0	0	0	0	0
Totals	0	0	0	0	0	0	0			
% of Total	0%	0%	0%	0%	0%	0%	0%			

Incoming Weekly Counts

Tue22Aug24

SAM 9640

from Thu-Mar-21-2024-01-00-PM to Thu-Aug-22-2024-08-59-PM

	10/06/2024	to	16/06/2024							
	Monday	Tuesday	Wednesday	Thursday	Friday	Saturday	Sunday	Week	Weekend	Week Day 85%
Hour	10/06/2024	11/06/2024	12/06/2024	13/06/2024	14/06/2024	15/06/2024	16/06/2024	Day Avg	Avg	Avg Speed
0 - 1	0	0	0	0	0	0	0	0	0	0
1 - 2	0	0	0	0	0	0	0	0	0	0
2 - 3	0	0	0	0	0	0	0	0	0	0
3 - 4	0	0	0	0	0	0	0	0	0	0
4 - 5	0	0	0	0	0	0	0	0	0	0
5 - 6	0	0	0	0	0	0	0	0	0	0
6 - 7	0	0	0	0	0	0	0	0	0	0
7 - 8	0	0	0	0	0	0	0	0	0	0
8 - 9	0	0	0	0	0	0	0	0	0	0
9 - 10	0	0	0	0	0	0	0	0	0	0
10 - 11	0	0	0	0	0	0	0	0	0	0
11 - 12	0	0	0	0	0	0	0	0	0	0
12 - 13	0	0	0	0	0	0	0	0	0	0
13 - 14	0	0	0	0	0	0	0	0	0	0
14 - 15	0	0	0	0	0	0	0	0	0	0
15 - 16	0	0	0	0	0	0	0	0	0	0
16 - 17	0	0	0	0	0	0	0	0	0	0
17 - 18	0	0	0	0	0	0	0	0	0	0
18 - 19	0	0	0	0	0	0	0	0	0	0
19 - 20	0	0	0	0	0	0	0	0	0	0
20 - 21	0	0	0	0	0	0	0	0	0	0
21 - 22	0	0	0	0	0	0	0	0	0	0
22 - 23	0	0	0	0	0	0	0	0	0	0
23 - 24	0	0	0	0	0	0	0	0	0	0
Totals	0	0	0	0	0	0	0			
% of Total	0%	0%	0%	0%	0%	0%	0%			

Incoming Weekly Counts

Tue22Aug24

SAM 9640

from Thu-Mar-21-2024-01-00-PM to Thu-Aug-22-2024-08-59-PM

	17/06/2024	to	23/06/2024							
	Monday	Tuesday	Wednesday	Thursday	Friday	Saturday	Sunday	Week	Weekend	Week Day 85%
Hour	17/06/2024	18/06/2024	19/06/2024	20/06/2024	21/06/2024	22/06/2024	23/06/2024	Day Avg	Avg	Avg Speed
0 - 1	0	0	0	0	0	0	0	0	0	0
1 - 2	0	0	0	0	0	0	0	0	0	0
2 - 3	0	0	0	0	0	0	0	0	0	0
3 - 4	0	0	0	0	0	0	0	0	0	0
4 - 5	0	0	0	0	0	0	0	0	0	0
5 - 6	0	0	0	0	0	0	0	0	0	0
6 - 7	0	0	0	0	0	0	0	0	0	0
7 - 8	0	0	0	0	0	0	0	0	0	0
8 - 9	0	0	0	0	0	0	0	0	0	0
9 - 10	0	0	0	0	0	0	0	0	0	0
10 - 11	0	0	0	0	0	0	0	0	0	0
11 - 12	0	0	0	0	0	0	0	0	0	0
12 - 13	0	0	0	0	0	0	0	0	0	0
13 - 14	0	0	0	0	0	0	0	0	0	0
14 - 15	0	0	0	0	0	0	0	0	0	0
15 - 16	0	0	0	0	0	0	0	0	0	0
16 - 17	0	0	0	0	0	0	0	0	0	0
17 - 18	0	0	0	0	0	0	0	0	0	0
18 - 19	0	0	0	0	0	0	0	0	0	0
19 - 20	0	0	0	0	0	0	0	0	0	0
20 - 21	0	0	0	0	0	0	0	0	0	0
21 - 22	0	0	0	0	0	0	0	0	0	0
22 - 23	0	0	0	0	0	0	0	0	0	0
23 - 24	0	0	0	0	0	0	0	0	0	0
Totals	0	0	0	0	0	0	0			
% of Total	0%	0%	0%	0%	0%	0%	0%			

Incoming Weekly Counts

Tue22Aug24

SAM 9640

from Thu-Mar-21-2024-01-00-PM to Thu-Aug-22-2024-08-59-PM

	24/06/2024	to	30/06/2024							
	Monday	Tuesday	Wednesday	Thursday	Friday	Saturday	Sunday	Week	Weekend	Week Day 85%
Hour	24/06/2024	25/06/2024	26/06/2024	27/06/2024	28/06/2024	29/06/2024	30/06/2024	Day Avg	Avg	Avg Speed
0 - 1	0	0	0	0	0	0	0	0	0	0
1 - 2	0	0	0	0	0	0	0	0	0	0
2 - 3	0	0	0	0	0	0	0	0	0	0
3 - 4	0	0	0	0	0	0	0	0	0	0
4 - 5	0	0	0	0	0	0	0	0	0	0
5 - 6	0	0	0	0	0	0	0	0	0	0
6 - 7	0	0	0	0	0	0	0	0	0	0
7 - 8	0	0	0	0	0	0	0	0	0	0
8 - 9	0	0	0	0	0	0	0	0	0	0
9 - 10	0	0	0	0	0	0	0	0	0	0
10 - 11	0	0	0	0	0	0	0	0	0	0
11 - 12	0	0	0	0	0	0	0	0	0	0
12 - 13	0	0	0	0	0	0	0	0	0	0
13 - 14	0	0	0	0	0	0	0	0	0	0
14 - 15	0	0	0	0	0	0	0	0	0	0
15 - 16	0	0	0	0	0	0	0	0	0	0
16 - 17	0	0	0	0	0	0	0	0	0	0
17 - 18	0	0	0	0	0	0	0	0	0	0
18 - 19	0	0	0	0	0	0	0	0	0	0
19 - 20	0	0	0	0	0	0	0	0	0	0
20 - 21	0	0	0	0	0	0	0	0	0	0
21 - 22	0	0	0	0	0	0	0	0	0	0
22 - 23	0	0	0	0	0	0	0	0	0	0
23 - 24	0	0	0	0	0	0	0	0	0	0
Totals	0	0	0	0	0	0	0			
% of Total	0%	0%	0%	0%	0%	0%	0%			

Incoming Weekly Counts

Tue22Aug24

SAM 9640

from Thu-Mar-21-2024-01-00-PM to Thu-Aug-22-2024-08-59-PM

	01/07/2024	to	07/07/2024							
	Monday	Tuesday	Wednesday	Thursday	Friday	Saturday	Sunday	Week	Weekend	Week Day 85%
Hour	01/07/2024	02/07/2024	03/07/2024	04/07/2024	05/07/2024	06/07/2024	07/07/2024	Day Avg	Avg	Avg Speed
0 - 1	0	0	0	0	0	0	0	0	0	0
1 - 2	0	0	0	0	0	0	0	0	0	0
2 - 3	0	0	0	0	0	0	0	0	0	0
3 - 4	0	0	0	0	0	0	0	0	0	0
4 - 5	0	0	0	0	0	0	0	0	0	0
5 - 6	0	0	0	0	0	0	0	0	0	0
6 - 7	0	0	0	0	0	0	0	0	0	0
7 - 8	0	0	0	0	0	0	0	0	0	0
8 - 9	0	0	0	0	0	0	0	0	0	0
9 - 10	0	0	0	0	0	0	0	0	0	0
10 - 11	0	0	0	0	0	0	0	0	0	0
11 - 12	0	0	0	0	0	0	0	0	0	0
12 - 13	0	0	0	0	0	0	0	0	0	0
13 - 14	0	0	0	0	0	0	0	0	0	0
14 - 15	0	0	0	0	0	0	0	0	0	0
15 - 16	0	0	0	0	0	0	0	0	0	0
16 - 17	0	0	0	0	0	0	0	0	0	0
17 - 18	0	0	0	0	0	0	0	0	0	0
18 - 19	0	0	0	0	0	0	0	0	0	0
19 - 20	0	0	0	0	0	0	0	0	0	0
20 - 21	0	0	0	0	0	0	0	0	0	0
21 - 22	0	0	0	0	0	0	0	0	0	0
22 - 23	0	0	0	0	0	0	0	0	0	0
23 - 24	0	0	0	0	0	0	0	0	0	0
Totals	0	0	0	0	0	0	0			
% of Total	0%	0%	0%	0%	0%	0%	0%			

Incoming Weekly Counts

Tue22Aug24

SAM 9640

from Thu-Mar-21-2024-01-00-PM to Thu-Aug-22-2024-08-59-PM

	08/07/2024	to	14/07/2024							
	Monday	Tuesday	Wednesday	Thursday	Friday	Saturday	Sunday	Week	Weekend	Week Day 85%
Hour	08/07/2024	09/07/2024	10/07/2024	11/07/2024	12/07/2024	13/07/2024	14/07/2024	Day Avg	Avg	Avg Speed
0 - 1	0	0	0	0	0	0	0	0	0	0
1 - 2	0	0	0	0	0	0	0	0	0	0
2 - 3	0	0	0	0	0	0	0	0	0	0
3 - 4	0	0	0	0	0	0	0	0	0	0
4 - 5	0	0	0	0	0	0	0	0	0	0
5 - 6	0	0	0	0	0	0	0	0	0	0
6 - 7	0	0	0	0	0	0	0	0	0	0
7 - 8	0	0	0	0	0	0	0	0	0	0
8 - 9	0	0	0	0	0	0	0	0	0	0
9 - 10	0	0	0	0	0	0	0	0	0	0
10 - 11	0	0	0	0	0	0	0	0	0	0
11 - 12	0	0	0	0	0	0	0	0	0	0
12 - 13	0	0	0	0	0	0	0	0	0	0
13 - 14	0	0	0	0	0	0	0	0	0	0
14 - 15	0	0	0	0	0	0	0	0	0	0
15 - 16	0	0	0	0	0	0	0	0	0	0
16 - 17	0	0	0	0	0	0	0	0	0	0
17 - 18	0	0	0	0	0	0	0	0	0	0
18 - 19	0	0	0	0	0	0	0	0	0	0
19 - 20	0	0	0	0	0	0	0	0	0	0
20 - 21	0	0	0	0	0	0	0	0	0	0
21 - 22	0	0	0	0	0	0	0	0	0	0
22 - 23	0	0	0	0	0	0	0	0	0	0
23 - 24	0	0	0	0	0	0	0	0	0	0
Totals	0	0	0	0	0	0	0			
% of Total	0%	0%	0%	0%	0%	0%	0%			

Incoming Weekly Counts

Tue22Aug24

SAM 9640

from Thu-Mar-21-2024-01-00-PM to Thu-Aug-22-2024-08-59-PM

	15/07/2024	to	21/07/2024							
	Monday	Tuesday	Wednesday	Thursday	Friday	Saturday	Sunday	Week	Weekend	Week Day 85%
Hour	15/07/2024	16/07/2024	17/07/2024	18/07/2024	19/07/2024	20/07/2024	21/07/2024	Day Avg	Avg	Avg Speed
0 - 1	0	0	2	4	3	9	5	1.8	7	43.33
1 - 2	0	0	0	0	0	4	2	0	3	0
2 - 3	0	0	0	0	0	1	2	0	1.5	0
3 - 4	0	0	0	0	0	1	1	0	1	0
4 - 5	0	0	1	2	4	2	1	1.4	1.5	44.17
5 - 6	0	0	4	3	2	4	1	1.8	2.5	51.67
6 - 7	0	0	22	20	22	24	10	12.8	17	45.3
7 - 8	0	0	113	92	112	41	33	63.4	37	44.1
8 - 9	0	0	154	145	165	73	47	92.8	60	39.93
9 - 10	0	0	122	122	159	123	89	80.6	106	38.03
10 - 11	0	0	161	122	143	117	129	85.2	123	37.93
11 - 12	0	8	137	166	137	146	146	89.6	146	37.88
12 - 13	0	98	115	128	131	141	132	94.4	136.5	37.28
13 - 14	0	99	109	145	130	111	139	96.6	125	38.32
14 - 15	0	124	134	126	130	116	100	102.8	108	37.7
15 - 16	0	136	121	139	168	118	95	112.8	106.5	38.75
16 - 17	0	124	99	114	122	104	88	91.8	96	40.2
17 - 18	0	116	109	115	107	89	72	89.4	80.5	39.95
18 - 19	0	56	86	88	102	66	63	66.4	64.5	41.18
19 - 20	0	44	44	66	58	60	30	42.4	45	41.68
20 - 21	0	21	40	51	52	29	30	32.8	29.5	41.68
21 - 22	0	34	22	28	39	25	16	24.6	20.5	40.8
22 - 23	0	12	11	25	30	32	11	15.6	21.5	41.98
23 - 24	0	4	5	10	16	11	10	7	10.5	36.88
Totals	0	876	1611	1711	1832	1447	1252			
% of Total	0%	10.04%	18.46%	19.6%	20.99%	16.58%	14.34%			

Incoming Weekly Counts

Tue22Aug24

SAM 9640

from Thu-Mar-21-2024-01-00-PM to Thu-Aug-22-2024-08-59-PM

	22/07/2024	to	28/07/2024							
	Monday	Tuesday	Wednesday	Thursday	Friday	Saturday	Sunday	Week	Weekend	Week Day 85%
Hour	22/07/2024	23/07/2024	24/07/2024	25/07/2024	26/07/2024	27/07/2024	28/07/2024	Day Avg	Avg	Avg Speed
0 - 1	5	8	0	3	2	6	10	3.6	8	38.12
1 - 2	2	0	3	0	3	0	3	1.6	1.5	48.33
2 - 3	1	1	1	3	0	1	1	1.2	1	41.25
3 - 4	0	3	1	0	1	1	0	1	0.5	46.67
4 - 5	0	1	0	1	2	1	1	0.8	1	50
5 - 6	13	2	5	3	1	3	2	4.8	2.5	50
6 - 7	19	25	20	21	29	8	11	22.8	9.5	45.86
7 - 8	93	96	117	110	100	25	23	103.2	24	43.56
8 - 9	111	132	143	135	135	97	47	131.2	72	39.52
9 - 10	124	116	127	112	165	107	98	128.8	102.5	38.58
10 - 11	152	121	125	114	128	116	119	128	117.5	37.66
11 - 12	159	138	131	136	125	175	193	137.8	184	37.64
12 - 13	112	119	115	158	131	149	133	127	141	37.56
13 - 14	117	123	123	140	116	126	100	123.8	113	37.76
14 - 15	130	121	86	123	160	107	96	124	101.5	36.92
15 - 16	109	120	113	153	151	119	92	129.2	105.5	37.58
16 - 17	137	107	157	118	135	98	80	130.8	89	38.8
17 - 18	113	104	121	106	163	100	86	121.4	93	39.54
18 - 19	86	89	94	92	110	87	56	94.2	71.5	40.32
19 - 20	62	40	53	63	79	77	38	59.4	57.5	40.66
20 - 21	25	30	46	34	49	16	28	36.8	22	40.02
21 - 22	25	27	26	21	42	21	28	28.2	24.5	39.52
22 - 23	9	14	11	27	29	33	20	18	26.5	44.42
23 - 24	2	7	9	7	13	14	5	7.6	9.5	43.66
Totals	1606	1544	1627	1680	1869	1487	1270			
% of Total	14.49%	13.93%	14.68%	15.16%	16.86%	13.42%	11.46%			

Incoming Weekly Counts

Tue22Aug24

SAM 9640

from Thu-Mar-21-2024-01-00-PM to Thu-Aug-22-2024-08-59-PM

	29/07/2024	to	04/08/2024							
	Monday	Tuesday	Wednesday	Thursday	Friday	Saturday	Sunday	Week	Weekend	Week Day 85%
Hour	29/07/2024	30/07/2024	31/07/2024	01/08/2024	02/08/2024	03/08/2024	04/08/2024	Day Avg	Avg	Avg Speed
0 - 1	3	3	2	5	3	7	6	3.2	6.5	45
1 - 2	0	0	3	1	2	0	5	1.2	2.5	40
2 - 3	4	0	0	2	0	3	1	1.2	2	40
3 - 4	0	2	0	0	3	0	1	1	0.5	52.5
4 - 5	3	0	1	2	1	1	2	1.4	1.5	50
5 - 6	5	2	6	5	3	5	2	4.2	3.5	51.5
6 - 7	31	27	20	22	30	10	11	26	10.5	44.16
7 - 8	78	104	96	96	83	63	20	91.4	41.5	45.18
8 - 9	106	129	134	118	128	86	35	123	60.5	40.16
9 - 10	123	144	108	125	133	198	104	126.6	151	38.8
10 - 11	134	130	150	104	136	191	100	130.8	145.5	38.26
11 - 12	120	135	127	106	133	214	120	124.2	167	36.82
12 - 13	117	151	127	111	128	153	107	126.8	130	37.9
13 - 14	121	112	124	122	141	199	109	124	154	38.12
14 - 15	99	111	118	149	122	126	113	119.8	119.5	38.7
15 - 16	113	94	111	120	136	116	90	114.8	103	39.6
16 - 17	129	119	106	119	121	139	99	118.8	119	39.12
17 - 18	120	111	101	115	142	109	85	117.8	97	40.36
18 - 19	75	84	109	74	106	74	57	89.6	65.5	42
19 - 20	60	56	84	74	64	39	32	67.6	35.5	41.06
20 - 21	43	31	38	37	51	35	25	40	30	39.96
21 - 22	20	32	35	33	35	29	22	31	25.5	40.94
22 - 23	17	15	34	11	27	30	7	20.8	18.5	43.52
23 - 24	7	5	12	16	10	18	6	10	12	44.76
Totals	1528	1597	1646	1567	1738	1845	1159			
% of Total	13.79%	14.41%	14.86%	14.14%	15.69%	16.65%	10.46%			

Incoming Weekly Counts

Tue22Aug24

SAM 9640

from Thu-Mar-21-2024-01-00-PM to Thu-Aug-22-2024-08-59-PM

	05/08/2024	to	11/08/2024							
	Monday	Tuesday	Wednesday	Thursday	Friday	Saturday	Sunday	Week	Weekend	Week Day 85%
Hour	05/08/2024	06/08/2024	07/08/2024	08/08/2024	09/08/2024	10/08/2024	11/08/2024	Day Avg	Avg	Avg Speed
0 - 1	4	4	6	3	2	3	0	3.8	1.5	41
1 - 2	3	1	0	1	0	1	0	1	0.5	43.33
2 - 3	0	0	0	0	2	0	0	0.4	0	40
3 - 4	0	0	1	0	0	0	0	0.2	0	40
4 - 5	1	1	0	1	1	1	0	0.8	0.5	36.25
5 - 6	10	4	5	4	2	3	0	5	1.5	46
6 - 7	17	15	18	21	31	2	0	20.4	1	45.06
7 - 8	83	87	99	97	96	0	0	92.4	0	44.34
8 - 9	117	126	143	124	140	0	0	130	0	39.84
9 - 10	103	122	125	103	140	0	0	118.6	0	39.1
10 - 11	130	121	142	98	133	0	0	124.8	0	37.52
11 - 12	140	138	119	120	165	0	0	136.4	0	37.58
12 - 13	127	113	139	113	127	0	0	123.8	0	37.78
13 - 14	104	111	115	94	126	0	0	110	0	38.2
14 - 15	86	119	110	116	142	0	0	114.6	0	38.2
15 - 16	97	125	143	119	124	0	0	121.6	0	38.16
16 - 17	126	120	121	109	182	0	0	131.6	0	38.76
17 - 18	97	140	118	141	148	0	0	128.8	0	39.04
18 - 19	83	88	87	87	109	0	0	90.8	0	40.6
19 - 20	41	54	59	58	91	0	0	60.6	0	41.98
20 - 21	24	20	39	38	49	0	0	34	0	41.34
21 - 22	16	28	40	31	17	0	0	26.4	0	40.96
22 - 23	20	19	23	19	30	0	0	22.2	0	43.06
23 - 24	4	3	5	4	21	0	0	7.4	0	42
Totals	1433	1559	1657	1501	1878	10	0			
% of Total	17.83%	19.4%	20.61%	18.67%	23.36%	0.12%	0%			

Incoming Weekly Counts

Tue22Aug24

SAM 9640

from Thu-Mar-21-2024-01-00-PM to Thu-Aug-22-2024-08-59-PM

	12/08/2024	to	18/08/2024							
	Monday	Tuesday	Wednesday	Thursday	Friday	Saturday	Sunday	Week	Weekend	Week Day 85%
Hour	12/08/2024	13/08/2024	14/08/2024	15/08/2024	16/08/2024	17/08/2024	18/08/2024	Day Avg	Avg	Avg Speed
0 - 1	0	0	0	0	0	0	0	0	0	0
1 - 2	0	0	0	0	0	0	0	0	0	0
2 - 3	0	0	0	0	0	0	0	0	0	0
3 - 4	0	0	0	0	0	0	0	0	0	0
4 - 5	0	0	0	0	0	0	0	0	0	0
5 - 6	0	0	0	0	0	0	0	0	0	0
6 - 7	0	0	0	0	0	0	0	0	0	0
7 - 8	0	0	0	0	0	0	0	0	0	0
8 - 9	0	0	0	0	0	0	0	0	0	0
9 - 10	0	0	0	0	0	0	0	0	0	0
10 - 11	0	0	0	0	0	0	0	0	0	0
11 - 12	0	0	0	0	0	0	0	0	0	0
12 - 13	0	0	0	0	0	0	0	0	0	0
13 - 14	0	0	0	0	0	0	0	0	0	0
14 - 15	0	0	0	0	0	0	0	0	0	0
15 - 16	0	0	0	0	0	0	0	0	0	0
16 - 17	0	0	0	0	0	0	0	0	0	0
17 - 18	0	0	0	0	0	0	0	0	0	0
18 - 19	0	0	0	0	0	0	0	0	0	0
19 - 20	0	0	0	0	0	0	0	0	0	0
20 - 21	0	0	0	0	0	0	0	0	0	0
21 - 22	0	0	0	0	0	0	0	0	0	0
22 - 23	0	0	0	0	0	0	0	0	0	0
23 - 24	0	0	0	0	0	0	0	0	0	0
Totals	0	0	0	0	0	0	0			
% of Total	0%	0%	0%	0%	0%	0%	0%			

Incoming Weekly Counts

Tue22Aug24

SAM 9640

from Thu-Mar-21-2024-01-00-PM to Thu-Aug-22-2024-08-59-PM

	19/08/2024	to	25/08/2024							
	Monday	Tuesday	Wednesday	Thursday	Friday	Saturday	Sunday	Week	Weekend	Week Day 85%
Hour	19/08/2024	20/08/2024	21/08/2024	22/08/2024	23/08/2024	24/08/2024	25/08/2024	Day Avg	Avg	Avg Speed
0 - 1	0	0	0	0	*	*	*	0	0	0
1 - 2	0	0	0	0	*	*	*	0	0	0
2 - 3	0	0	0	0	*	*	*	0	0	0
3 - 4	0	0	0	0	*	*	*	0	0	0
4 - 5	0	0	0	0	*	*	*	0	0	0
5 - 6	0	0	0	0	*	*	*	0	0	0
6 - 7	0	0	0	0	*	*	*	0	0	0
7 - 8	0	0	0	0	*	*	*	0	0	0
8 - 9	0	0	0	0	*	*	*	0	0	0
9 - 10	0	0	0	0	*	*	*	0	0	0
10 - 11	0	0	0	0	*	*	*	0	0	0
11 - 12	0	0	0	0	*	*	*	0	0	0
12 - 13	0	0	0	0	*	*	*	0	0	0
13 - 14	0	0	0	0	*	*	*	0	0	0
14 - 15	0	0	0	0	*	*	*	0	0	0
15 - 16	0	0	0	0	*	*	*	0	0	0
16 - 17	0	0	0	0	*	*	*	0	0	0
17 - 18	0	0	0	0	*	*	*	0	0	0
18 - 19	0	0	0	0	*	*	*	0	0	0
19 - 20	0	0	0	0	*	*	*	0	0	0
20 - 21	0	0	0	0	*	*	*	0	0	0
21 - 22	0	0	0	*	*	*	*	0	0	0
22 - 23	0	0	0	*	*	*	*	0	0	0
23 - 24	0	0	0	*	*	*	*	0	0	0
Totals	0	0	0	0	0	0	0			
% of Total	0%	0%	0%	0%	0%	0%	0%			

Incoming Monthly Counts

Tue22Aug24

SAM 9640

from Thu-Mar-21-2024-01-00-PM to Thu-Aug-22-2024-08-59-PM

	Mar 2024									
Hour	Monday	Tuesday	Wednesday	Thursday	Friday	Saturday	Sunday	Week Day Avg	Weekend Avg	Week Day 85% Avg Speed
0 - 1	3	8	84	15	28	27	21	27.6	24	35.86
1 - 2	6	2	5	8	12	12	7	6.6	9.5	41.5
2 - 3	3	2	4	5	3	10	10	3.4	10	44
3 - 4	2	2	1	1	2	0	0	1.6	0	42
4 - 5	0	1	0	1	1	0	0	0.6	0	46.67
5 - 6	0	2	0	2	0	1	8	0.8	4.5	40
6 - 7	6	2	6	138	17	8	3	33.8	5.5	38.9
7 - 8	17	18	25	23	38	40	22	24.2	31	42.08
8 - 9	108	147	109	107	156	140	44	125.4	92	42.26
9 - 10	163	150	141	129	240	159	115	164.6	137	38.72
10 - 11	111	108	129	142	295	308	158	157	233	38.34
11 - 12	94	129	127	134	265	395	235	149.8	315	37.46
12 - 13	111	111	121	120	272	416	262	147	339	37.06
13 - 14	90	130	116	158	295	419	219	157.8	319	36.92
14 - 15	98	113	107	241	237	302	237	159.2	269.5	37.04
15 - 16	95	117	108	328	233	264	179	176.2	221.5	37.18
16 - 17	93	94	127	226	265	222	268	161	245	37.44
17 - 18	109	106	104	217	291	224	166	165.4	195	38.24
18 - 19	105	94	106	234	259	171	104	159.6	137.5	38.62
19 - 20	70	59	64	159	228	127	84	116	105.5	39.76
20 - 21	35	42	37	93	133	76	55	68	65.5	40.04
21 - 22	18	184	40	78	58	42	51	75.6	46.5	33.56
22 - 23	14	66	35	53	75	34	23	48.6	28.5	40.18
23 - 24	11	64	14	35	41	49	20	33	34.5	41.28
Totals	1362	1751	1610	2647	3444	3446	2291			
% of Total	8.23%	10.58%	9.73%	15.99%	20.81%	20.82%	13.84%			

Incoming Monthly Counts

Tue22Aug24

SAM 9640

from Thu-Mar-21-2024-01-00-PM to Thu-Aug-22-2024-08-59-PM

	Apr 2024							Week	Weekend	Week Day 85%
Hour	Monday	Tuesday	Wednesday	Thursday	Friday	Saturday	Sunday	Day Avg	Avg	Avg Speed
0 - 1	72	6	6	2	0	0	0	17.2	0	31.28
1 - 2	6	4	22	3	0	0	0	7	0	33.75
2 - 3	3	2	4	2	0	0	0	2.2	0	20.95
3 - 4	0	0	0	0	0	0	0	0	0	0
4 - 5	2	0	1	1	0	0	0	0.8	0	38.33
5 - 6	2	3	1	13	0	0	0	3.8	0	46.88
6 - 7	9	8	11	8	0	0	0	7.2	0	41
7 - 8	23	112	81	57	0	0	0	54.6	0	42.8
8 - 9	49	71	98	0	0	0	0	43.6	0	39.9
9 - 10	62	100	104	0	0	0	0	53.2	0	37.9
10 - 11	107	125	94	0	0	0	0	65.2	0	38.6
11 - 12	120	103	84	0	0	0	0	61.4	0	37.3
12 - 13	126	99	93	0	0	0	0	63.6	0	37.57
13 - 14	96	91	91	0	0	0	0	55.6	0	36.5
14 - 15	107	86	81	0	0	0	0	54.8	0	38.17
15 - 16	86	91	104	0	0	0	0	56.2	0	37.7
16 - 17	106	104	95	0	0	0	0	61	0	38.03
17 - 18	94	95	86	0	0	0	0	55	0	38.7
18 - 19	50	57	43	0	0	0	0	30	0	40.97
19 - 20	46	40	46	0	0	0	0	26.4	0	40.9
20 - 21	34	25	36	0	0	0	0	19	0	39.57
21 - 22	16	29	22	0	0	0	0	13.4	0	43.83
22 - 23	8	13	16	0	0	0	0	7.4	0	39.03
23 - 24	10	8	7	0	0	0	0	5	0	41.67
Totals	1234	1272	1226	86	0	0	0			
% of Total	32.32%	33.32%	32.11%	2.25%	0%	0%	0%			

Incoming Monthly Counts

Tue22Aug24

SAM 9640

from Thu-Mar-21-2024-01-00-PM to Thu-Aug-22-2024-08-59-PM

	May 2024							Week	Weekend	Week Day 85%
Hour	Monday	Tuesday	Wednesday	Thursday	Friday	Saturday	Sunday	Day Avg	Avg	Avg Speed
0 - 1	18	11	15	10	22	29	32	15.2	30.5	42.64
1 - 2	5	7	4	10	8	11	15	6.8	13	37.26
2 - 3	4	7	7	3	6	6	9	5.4	7.5	43.66
3 - 4	2	2	1	1	3	7	2	1.8	4.5	46
4 - 5	1	0	4	1	2	6	0	1.6	3	36.25
5 - 6	7	7	19	22	17	47	10	14.4	28.5	48.76
6 - 7	73	55	73	58	89	63	47	69.6	55	44.3
7 - 8	278	333	349	351	427	198	96	347.6	147	42.84
8 - 9	393	459	448	462	557	319	146	463.8	232.5	38.82
9 - 10	389	366	428	326	567	508	268	415.2	388	37.82
10 - 11	431	317	325	297	462	661	371	366.4	516	37.38
11 - 12	490	336	307	336	534	707	501	400.6	604	37
12 - 13	451	323	339	328	493	636	492	386.8	564	38
13 - 14	448	275	323	326	490	605	445	372.4	525	37.84
14 - 15	421	323	326	325	545	525	384	388	454.5	37.92
15 - 16	424	345	350	337	517	457	349	394.6	403	38.18
16 - 17	352	278	348	350	497	419	318	365	368.5	38.68
17 - 18	366	300	311	412	504	379	282	378.6	330.5	39.94
18 - 19	220	197	207	317	393	289	182	266.8	235.5	41.18
19 - 20	177	115	121	187	278	207	119	175.6	163	41.82
20 - 21	100	89	127	128	188	109	114	126.4	111.5	42.06
21 - 22	82	90	78	80	159	117	76	97.8	96.5	39.9
22 - 23	34	37	43	93	123	96	61	66	78.5	42.38
23 - 24	27	18	16	38	52	52	33	30.2	42.5	42.08
Totals	5193	4290	4569	4798	6933	6453	4352			
% of Total	14.19%	11.73%	12.49%	13.11%	18.95%	17.64%	11.89%			

Incoming Monthly Counts

Tue22Aug24

SAM 9640

from Thu-Mar-21-2024-01-00-PM to Thu-Aug-22-2024-08-59-PM

Hour	Jun 2024							Week Day Avg	Weekend Avg	Week Day 85% Avg Speed
	Monday	Tuesday	Wednesday	Thursday	Friday	Saturday	Sunday			
0 - 1	0	0	0	0	0	0	0	0	0	0
1 - 2	0	0	0	0	0	0	0	0	0	0
2 - 3	0	0	0	0	0	0	0	0	0	0
3 - 4	0	0	0	0	0	0	0	0	0	0
4 - 5	0	0	0	0	0	0	0	0	0	0
5 - 6	0	0	0	0	0	0	0	0	0	0
6 - 7	0	0	0	0	0	0	0	0	0	0
7 - 8	0	0	0	0	0	0	0	0	0	0
8 - 9	0	0	0	0	0	0	0	0	0	0
9 - 10	0	0	0	0	0	0	0	0	0	0
10 - 11	0	0	0	0	0	0	0	0	0	0
11 - 12	0	0	0	0	0	0	0	0	0	0
12 - 13	0	0	0	0	0	0	0	0	0	0
13 - 14	0	0	0	0	0	0	0	0	0	0
14 - 15	0	0	0	0	0	0	0	0	0	0
15 - 16	0	0	0	0	0	0	0	0	0	0
16 - 17	0	0	0	0	0	0	0	0	0	0
17 - 18	0	0	0	0	0	0	0	0	0	0
18 - 19	0	0	0	0	0	0	0	0	0	0
19 - 20	0	0	0	0	0	0	0	0	0	0
20 - 21	0	0	0	0	0	0	0	0	0	0
21 - 22	0	0	0	0	0	0	0	0	0	0
22 - 23	0	0	0	0	0	0	0	0	0	0
23 - 24	0	0	0	0	0	0	0	0	0	0
Totals	0	0	0	0	0	0	0			
% of Total	0%	0%	0%	0%	0%	0%	0%			

Incoming Monthly Counts

Tue22Aug24

SAM 9640

from Thu-Mar-21-2024-01-00-PM to Thu-Aug-22-2024-08-59-PM

Hour	Jul 2024							Week Day Avg	Weekend Avg	Week Day 85% Avg Speed
	Monday	Tuesday	Wednesday	Thursday	Friday	Saturday	Sunday			
0 - 1	8	11	4	7	5	15	15	7	15	41.5
1 - 2	2	0	6	0	3	4	5	2.2	4.5	43.33
2 - 3	5	1	1	3	0	2	3	2	2.5	41.25
3 - 4	0	5	1	0	1	2	1	1.4	1.5	46.67
4 - 5	3	1	2	3	6	3	2	3	2.5	50.5
5 - 6	18	4	15	6	3	7	3	9.2	5	52.8
6 - 7	50	52	62	41	51	32	21	51.2	26.5	44.84
7 - 8	171	200	326	202	212	66	56	222.2	61	44.2
8 - 9	217	261	431	280	300	170	94	297.8	132	39.94
9 - 10	247	260	357	234	324	230	187	284.4	208.5	38.54
10 - 11	286	251	436	236	271	233	248	296	240.5	37.96
11 - 12	279	281	395	302	262	321	339	303.8	330	37.38
12 - 13	229	368	357	286	262	290	265	300.4	277.5	37.64
13 - 14	238	334	356	285	246	237	239	291.8	238	38.04
14 - 15	229	356	338	249	290	223	196	292.4	209.5	37.76
15 - 16	222	350	345	292	319	237	187	305.6	212	38.48
16 - 17	266	350	362	232	257	202	168	293.4	185	39.18
17 - 18	233	331	331	221	270	189	158	277.2	173.5	39.78
18 - 19	161	229	289	180	212	153	119	214.2	136	40.98
19 - 20	122	140	181	129	137	137	68	141.8	102.5	41.22
20 - 21	68	82	124	85	101	45	58	92	51.5	40.44
21 - 22	45	93	83	49	81	46	44	70.2	45	40.26
22 - 23	26	41	56	52	59	65	31	46.8	48	43.18
23 - 24	9	16	26	17	29	25	15	19.4	20	42.76
Totals	3134	4017	4884	3391	3701	2934	2522			
% of Total	12.75%	16.34%	19.87%	13.79%	15.06%	11.94%	10.26%			

Incoming Monthly Counts

Tue22Aug24

SAM 9640

from Thu-Mar-21-2024-01-00-PM to Thu-Aug-22-2024-08-59-PM

Hour	Aug 2024							Week Day Avg	Weekend Avg	Week Day 85% Avg Speed
	Monday	Tuesday	Wednesday	Thursday	Friday	Saturday	Sunday			
0 - 1	4	4	6	8	5	10	6	5.4	8	42
1 - 2	3	1	0	2	2	1	5	1.6	3	41.25
2 - 3	0	0	0	2	2	3	1	0.8	2	40
3 - 4	0	0	1	0	3	0	1	0.8	0.5	45
4 - 5	1	1	0	3	2	2	2	1.4	2	43.75
5 - 6	10	4	5	9	5	8	2	6.6	5	47.5
6 - 7	17	15	18	43	61	12	11	30.8	11.5	45.36
7 - 8	83	87	99	193	179	63	20	128.2	41.5	44.14
8 - 9	117	126	143	242	268	86	35	179.2	60.5	39.6
9 - 10	103	122	125	228	273	198	104	170.2	151	38.76
10 - 11	130	121	142	202	269	191	100	172.8	145.5	37.82
11 - 12	140	138	119	226	298	214	120	184.2	167	37.72
12 - 13	127	113	139	224	255	153	107	171.6	130	37.98
13 - 14	104	111	115	216	267	199	109	162.6	154	38.18
14 - 15	86	119	110	265	264	126	113	168.8	119.5	38.36
15 - 16	97	125	143	239	260	116	90	172.8	103	38.54
16 - 17	126	120	121	228	303	139	99	179.6	119	38.68
17 - 18	97	140	118	256	290	109	85	180.2	97	39.06
18 - 19	83	88	87	161	215	74	57	126.8	65.5	40.86
19 - 20	41	54	59	132	155	39	32	88.2	35.5	41.5
20 - 21	24	20	39	75	100	35	25	51.6	30	41.24
21 - 22	16	28	40	64	52	29	22	40	25.5	41.22
22 - 23	20	19	23	30	57	30	7	29.8	18.5	43.56
23 - 24	4	3	5	20	31	18	6	12.6	12	44.34
Totals	1433	1559	1657	3068	3616	1855	1159			
% of Total	9.99%	10.87%	11.55%	21.38%	25.2%	12.93%	8.08%			

Incoming Weekly Speeds

Tue22Aug24

SAM 9640

from Thu-Mar-21-2024-01-00-PM to Thu-Aug-22-2024-08-59-PM

	18/03/2024	to	24/03/2024							
	Monday	Tuesday	Wednesday	Thursday	Friday	Saturday	Sunday	Week	Weekend	Week Day 85%
Hour	18/03/2024	19/03/2024	20/03/2024	21/03/2024	22/03/2024	23/03/2024	24/03/2024	Day Avg	Avg	Avg Speed
0 - 1	*	*	*	*	33.83	33.1	34.6	33.83	33.85	40
1 - 2	*	*	*	*	32.83	32.86	29.5	32.83	32.11	35
2 - 3	*	*	*	*	0	36	32	0	34.86	0
3 - 4	*	*	*	*	37	0	0	37	0	40
4 - 5	*	*	*	*	42	0	0	42	0	45
5 - 6	*	*	*	*	0	42	42	0	42	0
6 - 7	*	*	*	*	39.29	47	42	39.29	45.75	55
7 - 8	*	*	*	*	34.44	35.2	39.29	34.44	36.88	40
8 - 9	*	*	*	*	34.09	37.05	33.92	34.09	36.33	42.5
9 - 10	*	*	*	*	32.42	34.6	32.72	32.42	33.74	38.9
10 - 11	*	*	*	*	30.18	31.76	32.9	30.18	32.23	36.3
11 - 12	*	*	*	*	30.88	33.05	31.08	30.88	32.13	36.7
12 - 13	*	*	*	*	31.06	30.65	30.84	31.06	30.73	37
13 - 14	*	*	*	32.89	31.33	33.13	30.13	31.53	31.82	38.25
14 - 15	*	*	*	32.28	31.33	32.28	31.55	31.8	31.91	37.9
15 - 16	*	*	*	30	31.62	32.54	32	30.79	32.31	37.65
16 - 17	*	*	*	30.9	30.79	31.9	32.26	30.83	32.07	37.1
17 - 18	*	*	*	31.94	32.64	32.61	31.17	32.35	32.11	38.4
18 - 19	*	*	*	32.59	32.25	33.51	31.7	32.39	32.71	38.35
19 - 20	*	*	*	34.4	32.69	31.18	34.45	33.22	32.23	40.5
20 - 21	*	*	*	34.26	33.29	33.81	34.26	33.61	34.05	40.65
21 - 22	*	*	*	34.3	35.83	33.45	32.52	35.17	32.91	42.8
22 - 23	*	*	*	34.54	35	32.5	39.75	34.89	34.92	42.1
23 - 24	*	*	*	34.46	31.5	34.85	37.12	32.54	35.5	38.95
Totals	0	0	0	32.2	32.1	32.7	32			
% of Total	0%	0%	0%	24.96%	24.88%	25.35%	24.81%			

Incoming Weekly Speeds

Tue22Aug24

SAM 9640

from Thu-Mar-21-2024-01-00-PM to Thu-Aug-22-2024-08-59-PM

	25/03/2024	to	31/03/2024							
	Monday	Tuesday	Wednesday	Thursday	Friday	Saturday	Sunday	Week	Weekend	Week Day 85%
Hour	25/03/2024	26/03/2024	27/03/2024	28/03/2024	29/03/2024	30/03/2024	31/03/2024	Day Avg	Avg	Avg Speed
0 - 1	38.67	32.62	8.17	35.93	33.09	36.29	33.45	17.65	35.18	35.86
1 - 2	37.17	29.5	36	31.38	35.33	34.2	35	34.26	34.6	41.5
2 - 3	43.67	34.5	30.75	40	35.67	32	34	37.06	33.23	44
3 - 4	34.5	39.5	42	32	32	0	0	36.29	0	41
4 - 5	0	47	0	42	0	0	0	44.5	0	47.5
5 - 6	0	29.5	0	39.5	0	0	31.17	34.5	31.17	40
6 - 7	39.5	32	37	9.08	36.1	37	32	13.19	35.57	37.9
7 - 8	36.94	33.11	34.92	27.52	35.92	30.93	37.13	33.3	33	42.62
8 - 9	36.43	32.61	34.48	33.98	36.41	32.41	33.65	34.42	32.71	42.62
9 - 10	31.27	31.71	31.81	33.29	31.63	32.74	33.24	31.91	32.94	38.62
10 - 11	29.68	32.28	32.12	32.11	33.19	31.3	33.02	31.96	31.81	38.58
11 - 12	31.64	30.33	31.3	31.54	30.9	28.82	30.9	31.1	29.51	37.54
12 - 13	29.53	31.3	30.21	32.08	31.62	28.93	32.54	30.99	30.24	37.14
13 - 14	30.7	28.84	30.71	30.34	32.12	30.32	32.63	30.6	30.97	36.88
14 - 15	32.82	25.98	31.03	31.56	31.18	31.52	25.01	30.51	28.94	36.94
15 - 16	31.39	30.09	30.72	21.13	32.47	31.83	21.5	27.9	27.83	37.1
16 - 17	31.77	31.77	32.03	31.57	32.27	31.98	16.55	31.89	22.84	37.62
17 - 18	30.32	32.9	32.25	32.84	31.17	32.59	18.8	31.85	26.09	38.34
18 - 19	31.47	33.43	31.79	32.13	31	32.51	27.98	31.91	31.02	38.5
19 - 20	33.77	32.66	32.67	33.3	31.61	32.56	25.27	32.75	29.25	39.58
20 - 21	35.43	33.38	33.38	27.37	32.49	33.23	29.9	32.08	32.15	39.9
21 - 22	34.44	11.25	31.5	24.22	33.04	33.55	33.83	19.1	33.7	32.8
22 - 23	37.14	13.45	32.51	32.55	34.62	34.11	28.2	26.5	31.42	39.82
23 - 24	39.27	13.19	38.43	36.41	35.06	36.03	31.58	25.09	34.73	41.94
Totals	32.1	27.8	30.7	29.1	32.1	31.1	27.1			
% of Total	15.29%	13.24%	14.62%	13.86%	15.29%	14.81%	12.9%			

Incoming Weekly Speeds

Tue22Aug24

SAM 9640

from Thu-Mar-21-2024-01-00-PM to Thu-Aug-22-2024-08-59-PM

	01/04/2024	to	07/04/2024							
	Monday	Tuesday	Wednesday	Thursday	Friday	Saturday	Sunday	Week	Weekend	Week Day 85%
Hour	01/04/2024	02/04/2024	03/04/2024	04/04/2024	05/04/2024	06/04/2024	07/04/2024	Day Avg	Avg	Avg Speed
0 - 1	7.81	31.17	31.33	32	0	0	0	11.64	0	31.28
1 - 2	19.67	31	11.68	30.67	0	0	0	16.89	0	33.75
2 - 3	23.67	24.5	7.5	7	0	0	0	14.91	0	20.95
3 - 4	0	0	0	0	0	0	0	0	0	0
4 - 5	34.5	0	32	37	0	0	0	34.5	0	38.33
5 - 6	44.5	43.67	42	15.77	0	0	0	24.58	0	46.88
6 - 7	31.11	38.38	34	36.5	0	0	0	34.81	0	41
7 - 8	33.65	32.95	35.74	37	0	0	0	34.68	0	42.8
8 - 9	34.33	33.54	32.32	0	0	0	0	33.17	0	39.9
9 - 10	32.95	30.62	30.79	0	0	0	0	31.23	0	37.9
10 - 11	33.29	31.23	32.45	0	0	0	0	32.26	0	38.6
11 - 12	31.09	30.72	31.43	0	0	0	0	31.06	0	37.3
12 - 13	31.86	31.16	31.34	0	0	0	0	31.49	0	37.57
13 - 14	31.12	29.1	31.88	0	0	0	0	30.71	0	36.5
14 - 15	32.22	31.9	30.77	0	0	0	0	31.69	0	38.17
15 - 16	32.52	31.21	30.71	0	0	0	0	31.43	0	37.7
16 - 17	31.16	31.7	31.79	0	0	0	0	31.54	0	38.03
17 - 18	31.18	32.75	32.17	0	0	0	0	32.03	0	38.7
18 - 19	32.96	35.04	35.26	0	0	0	0	34.41	0	40.97
19 - 20	33	34.7	34.13	0	0	0	0	33.91	0	40.9
20 - 21	30.47	34.6	33.89	0	0	0	0	32.85	0	39.57
21 - 22	36.12	30.76	36.27	0	0	0	0	33.85	0	43.83
22 - 23	34.5	21.85	34.94	0	0	0	0	30.24	0	39.03
23 - 24	30.5	35.88	33.43	0	0	0	0	33.04	0	41.67
Totals	30.7	31.8	31.9	32.7	0	0	0			
% of Total	24.15%	25.02%	25.1%	25.73%	0%	0%	0%			

Incoming Weekly Speeds

Tue22Aug24

SAM 9640

from Thu-Mar-21-2024-01-00-PM to Thu-Aug-22-2024-08-59-PM

	08/04/2024	to	14/04/2024							
	Monday	Tuesday	Wednesday	Thursday	Friday	Saturday	Sunday	Week	Weekend	Week Day 85%
Hour	08/04/2024	09/04/2024	10/04/2024	11/04/2024	12/04/2024	13/04/2024	14/04/2024	Day Avg	Avg	Avg Speed
0 - 1	0	0	0	0	0	0	0	0	0	0
1 - 2	0	0	0	0	0	0	0	0	0	0
2 - 3	0	0	0	0	0	0	0	0	0	0
3 - 4	0	0	0	0	0	0	0	0	0	0
4 - 5	0	0	0	0	0	0	0	0	0	0
5 - 6	0	0	0	0	0	0	0	0	0	0
6 - 7	0	0	0	0	0	0	0	0	0	0
7 - 8	0	0	0	0	0	0	0	0	0	0
8 - 9	0	0	0	0	0	0	0	0	0	0
9 - 10	0	0	0	0	0	0	0	0	0	0
10 - 11	0	0	0	0	0	0	0	0	0	0
11 - 12	0	0	0	0	0	0	0	0	0	0
12 - 13	0	0	0	0	0	0	0	0	0	0
13 - 14	0	0	0	0	0	0	0	0	0	0
14 - 15	0	0	0	0	0	0	0	0	0	0
15 - 16	0	0	0	0	0	0	0	0	0	0
16 - 17	0	0	0	0	0	0	0	0	0	0
17 - 18	0	0	0	0	0	0	0	0	0	0
18 - 19	0	0	0	0	0	0	0	0	0	0
19 - 20	0	0	0	0	0	0	0	0	0	0
20 - 21	0	0	0	0	0	0	0	0	0	0
21 - 22	0	0	0	0	0	0	0	0	0	0
22 - 23	0	0	0	0	0	0	0	0	0	0
23 - 24	0	0	0	0	0	0	0	0	0	0
Totals	0	0	0	0	0	0	0			
% of Total	0%	0%	0%	0%	0%	0%	0%			

Incoming Weekly Speeds

Tue22Aug24

SAM 9640

from Thu-Mar-21-2024-01-00-PM to Thu-Aug-22-2024-08-59-PM

	15/04/2024	to	21/04/2024							
	Monday	Tuesday	Wednesday	Thursday	Friday	Saturday	Sunday	Week	Weekend	Week Day 85%
Hour	15/04/2024	16/04/2024	17/04/2024	18/04/2024	19/04/2024	20/04/2024	21/04/2024	Day Avg	Avg	Avg Speed
0 - 1	0	0	0	0	0	0	0	0	0	0
1 - 2	0	0	0	0	0	0	0	0	0	0
2 - 3	0	0	0	0	0	0	0	0	0	0
3 - 4	0	0	0	0	0	0	0	0	0	0
4 - 5	0	0	0	0	0	0	0	0	0	0
5 - 6	0	0	0	0	0	0	0	0	0	0
6 - 7	0	0	0	0	0	0	0	0	0	0
7 - 8	0	0	0	0	0	0	0	0	0	0
8 - 9	0	0	0	0	0	0	0	0	0	0
9 - 10	0	0	0	0	0	0	0	0	0	0
10 - 11	0	0	0	0	0	0	0	0	0	0
11 - 12	0	0	0	0	0	0	0	0	0	0
12 - 13	0	0	0	0	0	0	0	0	0	0
13 - 14	0	0	0	0	0	0	0	0	0	0
14 - 15	0	0	0	0	0	0	0	0	0	0
15 - 16	0	0	0	0	0	0	0	0	0	0
16 - 17	0	0	0	0	0	0	0	0	0	0
17 - 18	0	0	0	0	0	0	0	0	0	0
18 - 19	0	0	0	0	0	0	0	0	0	0
19 - 20	0	0	0	0	0	0	0	0	0	0
20 - 21	0	0	0	0	0	0	0	0	0	0
21 - 22	0	0	0	0	0	0	0	0	0	0
22 - 23	0	0	0	0	0	0	0	0	0	0
23 - 24	0	0	0	0	0	0	0	0	0	0
Totals	0	0	0	0	0	0	0			
% of Total	0%	0%	0%	0%	0%	0%	0%			

Incoming Weekly Speeds

Tue22Aug24

SAM 9640

from Thu-Mar-21-2024-01-00-PM to Thu-Aug-22-2024-08-59-PM

	22/04/2024	to	28/04/2024							
	Monday	Tuesday	Wednesday	Thursday	Friday	Saturday	Sunday	Week	Weekend	Week Day 85%
Hour	22/04/2024	23/04/2024	24/04/2024	25/04/2024	26/04/2024	27/04/2024	28/04/2024	Day Avg	Avg	Avg Speed
0 - 1	0	0	0	0	0	0	0	0	0	0
1 - 2	0	0	0	0	0	0	0	0	0	0
2 - 3	0	0	0	0	0	0	0	0	0	0
3 - 4	0	0	0	0	0	0	0	0	0	0
4 - 5	0	0	0	0	0	0	0	0	0	0
5 - 6	0	0	0	0	0	0	0	0	0	0
6 - 7	0	0	0	0	0	0	0	0	0	0
7 - 8	0	0	0	0	0	0	0	0	0	0
8 - 9	0	0	0	0	0	0	0	0	0	0
9 - 10	0	0	0	0	0	0	0	0	0	0
10 - 11	0	0	0	0	0	0	0	0	0	0
11 - 12	0	0	0	0	0	0	0	0	0	0
12 - 13	0	0	0	0	0	0	0	0	0	0
13 - 14	0	0	0	0	0	0	0	0	0	0
14 - 15	0	0	0	0	0	0	0	0	0	0
15 - 16	0	0	0	0	0	0	0	0	0	0
16 - 17	0	0	0	0	0	0	0	0	0	0
17 - 18	0	0	0	0	0	0	0	0	0	0
18 - 19	0	0	0	0	0	0	0	0	0	0
19 - 20	0	0	0	0	0	0	0	0	0	0
20 - 21	0	0	0	0	0	0	0	0	0	0
21 - 22	0	0	0	0	0	0	0	0	0	0
22 - 23	0	0	0	0	0	0	0	0	0	0
23 - 24	0	0	0	0	0	0	0	0	0	0
Totals	0	0	0	0	0	0	0			
% of Total	0%	0%	0%	0%	0%	0%	0%			

Incoming Weekly Speeds

Tue22Aug24

SAM 9640

from Thu-Mar-21-2024-01-00-PM to Thu-Aug-22-2024-08-59-PM

	29/04/2024	to	05/05/2024							
	Monday	Tuesday	Wednesday	Thursday	Friday	Saturday	Sunday	Week	Weekend	Week Day 85%
Hour	29/04/2024	30/04/2024	01/05/2024	02/05/2024	03/05/2024	04/05/2024	05/05/2024	Day Avg	Avg	Avg Speed
0 - 1	0	0	0	0	37.83	34.86	34.2	37.83	34.58	43.3
1 - 2	0	0	0	0	37	32	34.5	37	33.67	40
2 - 3	0	0	0	0	37	30.33	32	37	31.17	50
3 - 4	0	0	0	0	47	0	0	47	0	50
4 - 5	0	0	0	0	0	0	0	0	0	0
5 - 6	0	0	0	0	42	42.83	33.67	42	39.78	55
6 - 7	0	0	0	0	37.4	37.92	39.62	37.4	38.57	47.5
7 - 8	0	0	0	0	35.81	36.24	34	35.81	35.85	43.5
8 - 9	0	0	0	0	33.61	33.94	35.67	33.61	34.39	39.8
9 - 10	0	0	0	0	31.2	30.14	34.05	31.2	31.46	37.9
10 - 11	0	0	0	0	30.32	30.35	30.75	30.32	30.5	36.5
11 - 12	0	0	0	0	31.86	31.4	31.94	31.86	31.62	38.8
12 - 13	0	0	0	0	32.22	31.6	31.64	32.22	31.62	38.4
13 - 14	0	0	0	0	29.86	31.21	31.43	29.86	31.31	35
14 - 15	0	0	0	0	31.24	31.51	32.48	31.24	31.97	37.2
15 - 16	0	0	0	0	30.98	31.18	33.35	30.98	32.2	36.1
16 - 17	0	0	0	32.59	32.02	31.04	32.14	32.17	31.59	38.8
17 - 18	0	0	0	34.75	30.98	34.15	33.73	32.89	33.98	39.9
18 - 19	0	0	0	35.64	33.18	34.9	36.23	34.29	35.35	39.95
19 - 20	0	0	0	37	32.96	32.42	33.94	35.11	33.02	43.2
20 - 21	0	0	0	35.94	32	34	33.53	33.94	33.73	41.5
21 - 22	0	0	0	30.83	32	34.15	31.17	31.64	33.03	37.8
22 - 23	0	0	0	36.82	35.18	35.24	35.33	35.9	35.27	41.5
23 - 24	0	0	0	36.62	35.77	37.65	37	36.1	37.46	41.25
Totals	0	0	0	35.1	32.1	32.1	32.6			
% of Total	0%	0%	0%	26.61%	24.34%	24.34%	24.72%			

Incoming Weekly Speeds

Tue22Aug24

SAM 9640

from Thu-Mar-21-2024-01-00-PM to Thu-Aug-22-2024-08-59-PM

	06/05/2024	to	12/05/2024							
	Monday	Tuesday	Wednesday	Thursday	Friday	Saturday	Sunday	Week	Weekend	Week Day 85%
Hour	06/05/2024	07/05/2024	08/05/2024	09/05/2024	10/05/2024	11/05/2024	12/05/2024	Day Avg	Avg	Avg Speed
0 - 1	34.5	32	35	38.25	37	41.38	34.27	35.68	37.26	40.5
1 - 2	37	32	0	37	32	40.75	34.5	34.5	38.67	37.5
2 - 3	0	37	0	37	37	52	47	37	49.5	40
3 - 4	27	52	0	0	47	37	27	42	34.5	45
4 - 5	32	0	42	0	0	37.2	0	37	37.2	40
5 - 6	0	44.5	47	40	45.75	38.18	45.33	42.44	38.87	50.62
6 - 7	36.67	40.63	36.95	38.92	38.81	36.2	37.75	38.45	36.89	46.5
7 - 8	32.75	36.9	34.05	34.95	35.03	36.26	34.34	35.05	35.47	42.56
8 - 9	35.67	33.21	32.32	32.27	32.63	36.02	33.81	32.86	35.22	39.98
9 - 10	32.77	31.09	31.09	31.66	30.9	32.64	33.42	31.36	32.96	37.8
10 - 11	32.13	31.6	31.96	30.68	30.06	31.25	31.27	31.2	31.26	37.12
11 - 12	30.02	31.7	31.18	32.27	30.65	31.89	31.34	31.11	31.62	37.66
12 - 13	33.03	32.04	31.24	31.87	32.16	31.74	31.08	32.04	31.46	38.42
13 - 14	31.68	30.8	32.03	32.58	30.61	30.79	32.42	31.55	31.51	38.04
14 - 15	31.93	33.03	30.74	31.31	32.24	30.67	32.12	31.85	31.3	38.24
15 - 16	32.62	32.25	33.22	32.04	33.2	32.27	33.75	32.68	32.9	38.6
16 - 17	31.67	31.28	31.83	33.26	32.32	33.6	33.77	32.17	33.66	38.84
17 - 18	33.37	32.38	33.93	33.78	33.85	33.38	35.4	33.51	34.13	40.48
18 - 19	35.04	31.35	35.36	34.39	35.45	35.64	35.02	34.3	35.41	42.06
19 - 20	34.84	34.34	35.37	37.04	35.1	34.51	34.56	35.35	34.53	41.94
20 - 21	34.24	33	35.95	33.63	34.92	36.08	34.18	34.51	35.09	41.66
21 - 22	33	33.78	31.74	33.76	36.39	34.82	32.76	33.81	34.2	41.16
22 - 23	38.82	35.45	35.33	35.56	35.88	34.03	32.87	36.07	33.67	44.4
23 - 24	32.64	37	32	34.86	39.25	35.89	27.83	35.66	32.67	43
Totals	32.6	32.7	32.6	32.9	32.9	33	32.9			
% of Total	14.2%	14.24%	14.2%	14.33%	14.33%	14.37%	14.33%			

Incoming Weekly Speeds

Tue22Aug24

SAM 9640

from Thu-Mar-21-2024-01-00-PM to Thu-Aug-22-2024-08-59-PM

	13/05/2024	to	19/05/2024							
	Monday	Tuesday	Wednesday	Thursday	Friday	Saturday	Sunday	Week	Weekend	Week Day 85%
Hour	13/05/2024	14/05/2024	15/05/2024	16/05/2024	17/05/2024	18/05/2024	19/05/2024	Day Avg	Avg	Avg Speed
0 - 1	29.5	33.57	36	37	37	36.33	33.22	35.17	34.47	42.66
1 - 2	32	30	29.5	33.88	30.75	32	38.67	31.75	37	37.26
2 - 3	32	0	32	0	49.5	37	39	40.75	38.5	43.33
3 - 4	37	47	0	0	37	37	57	40.33	47	43.33
4 - 5	0	0	0	0	37	0	0	37	0	40
5 - 6	42	38.67	38.25	41.17	47	37.83	40.33	41.17	38.67	51
6 - 7	36.42	40.36	36.56	37.06	38.62	33.55	36.71	37.78	34.58	45.74
7 - 8	35.13	36.16	35.09	36.26	35.98	35.44	36.3	35.73	35.64	43.02
8 - 9	32.56	26.4	29.05	31.97	33.04	33.27	33.16	30.57	33.24	38.84
9 - 10	31.22	32.51	21.1	32.13	31.86	30.78	34.95	28.93	32.07	37.94
10 - 11	30.88	31.47	29.42	32.56	32.25	29.76	32.35	31.27	30.41	38.06
11 - 12	30.29	29.92	31.99	29.61	30.52	30.04	31.16	30.45	30.43	36.4
12 - 13	31.7	31.4	31.55	30.32	32.16	29.68	33.09	31.49	30.94	38.18
13 - 14	31.34	32.65	31.89	30.06	30.18	32.42	32.2	31.13	32.34	37.58
14 - 15	30.86	30.91	31.89	30.22	31.52	30.87	30.77	31.1	30.83	37.5
15 - 16	31.01	32.05	31.75	31.54	31.33	32.9	32.16	31.51	32.59	38
16 - 17	32.17	32.17	33.07	30.87	31.86	33.53	33.28	32.07	33.42	38.52
17 - 18	33.33	33.14	33.62	33.17	33.45	34.73	33.8	33.35	34.4	39.92
18 - 19	34.86	34.08	32.81	32.9	35.08	35.26	36.42	33.97	35.66	41.12
19 - 20	35.53	34.71	34.72	33.36	36.2	32.94	37.55	35	34.39	42.14
20 - 21	34.94	35.78	33.35	35.19	35.61	36.15	32.55	34.88	34.22	42.58
21 - 22	35.56	33.83	34.04	37.44	32.58	33.41	32.95	34.07	33.22	41.44
22 - 23	37.75	35	38	32.04	33.79	34.85	33.89	34.46	34.39	42.2
23 - 24	32.12	30	32.75	35.75	39.69	33.06	28.67	35.09	31.48	42.32
Totals	32.4	32	30.9	32.2	32.7	31.8	33			
% of Total	14.4%	14.22%	13.73%	14.31%	14.53%	14.13%	14.67%			

Incoming Weekly Speeds

Tue22Aug24

SAM 9640

from Thu-Mar-21-2024-01-00-PM to Thu-Aug-22-2024-08-59-PM

	20/05/2024	to	26/05/2024							
	Monday	Tuesday	Wednesday	Thursday	Friday	Saturday	Sunday	Week	Weekend	Week Day 85%
Hour	20/05/2024	21/05/2024	22/05/2024	23/05/2024	24/05/2024	25/05/2024	26/05/2024	Day Avg	Avg	Avg Speed
0 - 1	38.67	32	37.2	34.5	37.71	38.25	36.29	36.83	37.33	43.66
1 - 2	34.5	27	29.5	27	32	40.75	37.17	30.75	38.6	34
2 - 3	27	30.33	20.5	34.5	0	32	29.5	26.73	30.33	38.75
3 - 4	0	0	37	42	0	35.33	0	39.5	35.33	42.5
4 - 5	0	0	7	47	47	42	0	23	42	36.67
5 - 6	42	47	15.5	40.71	42.71	39.43	37	30.59	39.12	48
6 - 7	35.2	36.27	15.49	36.12	35.41	39.36	32.12	29.19	34.96	41.52
7 - 8	34.92	34.43	33.87	34.53	35.88	37.31	18.1	34.69	26.86	42.6
8 - 9	31.84	31.53	30.09	31.17	32.22	32.48	28.31	31.36	31.06	37.76
9 - 10	31.22	33.23	30.32	30.87	31.02	32.77	34.72	31.33	33.42	37.64
10 - 11	30.96	31.41	28.11	32.07	30.97	28.87	32.69	30.67	30.53	36.78
11 - 12	30.38	30.19	29.06	29.79	31.71	29.29	30.26	30.33	29.71	36
12 - 13	31.25	31.54	31.4	31.71	30.49	32.39	32.48	31.23	32.44	37.34
13 - 14	30.98	32.29	32.53	28.79	31.9	30.3	29.5	31.17	29.95	37.76
14 - 15	31.78	30.94	30.31	31.59	32.38	28.84	30.56	31.46	29.55	37.72
15 - 16	31.81	31.4	31.62	30.57	32.45	30.93	31.92	31.57	31.34	37.98
16 - 17	33.13	31.48	31.96	31.99	31.28	31.5	32.99	31.9	32.13	38.42
17 - 18	33.37	34.19	32.32	32.09	33.27	31.44	22.21	33.04	26.57	39.76
18 - 19	34.69	33.66	34.6	33.9	34.97	33.12	35.67	34.46	34.29	40.86
19 - 20	35	32.53	33.25	34.78	35.4	33.51	34.25	34.43	33.82	41.48
20 - 21	35.24	34.34	35.02	33.62	35.56	33.72	37.04	34.85	35.11	42.2
21 - 22	31.33	34.23	32.6	34.52	30.95	31.41	33.5	32.49	32.4	38.9
22 - 23	34.2	33	32.81	35.41	34.3	32.18	33	34.26	32.56	40.02
23 - 24	28.25	32.12	32	37.64	37.5	29.86	34.1	34.98	32.35	40.84
Totals	32.3	32.2	30.7	31.9	32.8	31.3	30.7			
% of Total	14.56%	14.51%	13.84%	14.38%	14.78%	14.11%	13.84%			

Incoming Weekly Speeds
 Tue22Aug24
 SAM 9640

from Thu-Mar-21-2024-01-00-PM to Thu-Aug-22-2024-08-59-PM

	27/05/2024	to	02/06/2024							
	Monday	Tuesday	Wednesday	Thursday	Friday	Saturday	Sunday	Week	Weekend	Week Day 85%
Hour	27/05/2024	28/05/2024	29/05/2024	30/05/2024	31/05/2024	01/06/2024	02/06/2024	Day Avg	Avg	Avg Speed
0 - 1	34.5	0	0	0	0	0	0	34.5	0	37.5
1 - 2	37	0	0	0	0	0	0	37	0	40
2 - 3	42.5	0	0	0	0	0	0	42.5	0	45
3 - 4	0	0	0	0	0	0	0	0	0	0
4 - 5	0	0	0	0	0	0	0	0	0	0
5 - 6	43.67	0	0	0	0	0	0	43.67	0	50
6 - 7	31.56	0	0	0	0	0	0	31.56	0	45
7 - 8	34.22	0	0	0	0	0	0	34.22	0	40
8 - 9	34.31	0	0	0	0	0	0	34.31	0	41.8
9 - 10	32.35	0	0	0	0	0	0	32.35	0	39.6
10 - 11	31.46	0	0	0	0	0	0	31.46	0	37.4
11 - 12	30.9	0	0	0	0	0	0	30.9	0	37
12 - 13	31.16	0	0	0	0	0	0	31.16	0	37.9
13 - 14	31.95	0	0	0	0	0	0	31.95	0	38.4
14 - 15	31.97	0	0	0	0	0	0	31.97	0	38.1
15 - 16	31.86	0	0	0	0	0	0	31.86	0	39.3
16 - 17	33.41	0	0	0	0	0	0	33.41	0	39.1
17 - 18	33.87	0	0	0	0	0	0	33.87	0	39.7
18 - 19	33.88	0	0	0	0	0	0	33.88	0	42.2
19 - 20	32.83	0	0	0	0	0	0	32.83	0	39.1
20 - 21	34.7	0	0	0	0	0	0	34.7	0	41.2
21 - 22	31.95	0	0	0	0	0	0	31.95	0	38.6
22 - 23	35.5	0	0	0	0	0	0	35.5	0	43.3
23 - 24	33.25	0	0	0	0	0	0	33.25	0	42.5
Totals	32.4	0	0	0	0	0	0			
% of Total	100%	0%	0%	0%	0%	0%	0%			

Incoming Weekly Speeds

Tue22Aug24

SAM 9640

from Thu-Mar-21-2024-01-00-PM to Thu-Aug-22-2024-08-59-PM

	03/06/2024	to	09/06/2024							
	Monday	Tuesday	Wednesday	Thursday	Friday	Saturday	Sunday	Week	Weekend	Week Day 85%
Hour	03/06/2024	04/06/2024	05/06/2024	06/06/2024	07/06/2024	08/06/2024	09/06/2024	Day Avg	Avg	Avg Speed
0 - 1	0	0	0	0	0	0	0	0	0	0
1 - 2	0	0	0	0	0	0	0	0	0	0
2 - 3	0	0	0	0	0	0	0	0	0	0
3 - 4	0	0	0	0	0	0	0	0	0	0
4 - 5	0	0	0	0	0	0	0	0	0	0
5 - 6	0	0	0	0	0	0	0	0	0	0
6 - 7	0	0	0	0	0	0	0	0	0	0
7 - 8	0	0	0	0	0	0	0	0	0	0
8 - 9	0	0	0	0	0	0	0	0	0	0
9 - 10	0	0	0	0	0	0	0	0	0	0
10 - 11	0	0	0	0	0	0	0	0	0	0
11 - 12	0	0	0	0	0	0	0	0	0	0
12 - 13	0	0	0	0	0	0	0	0	0	0
13 - 14	0	0	0	0	0	0	0	0	0	0
14 - 15	0	0	0	0	0	0	0	0	0	0
15 - 16	0	0	0	0	0	0	0	0	0	0
16 - 17	0	0	0	0	0	0	0	0	0	0
17 - 18	0	0	0	0	0	0	0	0	0	0
18 - 19	0	0	0	0	0	0	0	0	0	0
19 - 20	0	0	0	0	0	0	0	0	0	0
20 - 21	0	0	0	0	0	0	0	0	0	0
21 - 22	0	0	0	0	0	0	0	0	0	0
22 - 23	0	0	0	0	0	0	0	0	0	0
23 - 24	0	0	0	0	0	0	0	0	0	0
Totals	0	0	0	0	0	0	0			
% of Total	0%	0%	0%	0%	0%	0%	0%			

Incoming Weekly Speeds

Tue22Aug24

SAM 9640

from Thu-Mar-21-2024-01-00-PM to Thu-Aug-22-2024-08-59-PM

	10/06/2024	to	16/06/2024							
	Monday	Tuesday	Wednesday	Thursday	Friday	Saturday	Sunday	Week	Weekend	Week Day 85%
Hour	10/06/2024	11/06/2024	12/06/2024	13/06/2024	14/06/2024	15/06/2024	16/06/2024	Day Avg	Avg	Avg Speed
0 - 1	0	0	0	0	0	0	0	0	0	0
1 - 2	0	0	0	0	0	0	0	0	0	0
2 - 3	0	0	0	0	0	0	0	0	0	0
3 - 4	0	0	0	0	0	0	0	0	0	0
4 - 5	0	0	0	0	0	0	0	0	0	0
5 - 6	0	0	0	0	0	0	0	0	0	0
6 - 7	0	0	0	0	0	0	0	0	0	0
7 - 8	0	0	0	0	0	0	0	0	0	0
8 - 9	0	0	0	0	0	0	0	0	0	0
9 - 10	0	0	0	0	0	0	0	0	0	0
10 - 11	0	0	0	0	0	0	0	0	0	0
11 - 12	0	0	0	0	0	0	0	0	0	0
12 - 13	0	0	0	0	0	0	0	0	0	0
13 - 14	0	0	0	0	0	0	0	0	0	0
14 - 15	0	0	0	0	0	0	0	0	0	0
15 - 16	0	0	0	0	0	0	0	0	0	0
16 - 17	0	0	0	0	0	0	0	0	0	0
17 - 18	0	0	0	0	0	0	0	0	0	0
18 - 19	0	0	0	0	0	0	0	0	0	0
19 - 20	0	0	0	0	0	0	0	0	0	0
20 - 21	0	0	0	0	0	0	0	0	0	0
21 - 22	0	0	0	0	0	0	0	0	0	0
22 - 23	0	0	0	0	0	0	0	0	0	0
23 - 24	0	0	0	0	0	0	0	0	0	0
Totals	0	0	0	0	0	0	0			
% of Total	0%	0%	0%	0%	0%	0%	0%			

Incoming Weekly Speeds

Tue22Aug24

SAM 9640

from Thu-Mar-21-2024-01-00-PM to Thu-Aug-22-2024-08-59-PM

	17/06/2024	to	23/06/2024							
	Monday	Tuesday	Wednesday	Thursday	Friday	Saturday	Sunday	Week	Weekend	Week Day 85%
Hour	17/06/2024	18/06/2024	19/06/2024	20/06/2024	21/06/2024	22/06/2024	23/06/2024	Day Avg	Avg	Avg Speed
0 - 1	0	0	0	0	0	0	0	0	0	0
1 - 2	0	0	0	0	0	0	0	0	0	0
2 - 3	0	0	0	0	0	0	0	0	0	0
3 - 4	0	0	0	0	0	0	0	0	0	0
4 - 5	0	0	0	0	0	0	0	0	0	0
5 - 6	0	0	0	0	0	0	0	0	0	0
6 - 7	0	0	0	0	0	0	0	0	0	0
7 - 8	0	0	0	0	0	0	0	0	0	0
8 - 9	0	0	0	0	0	0	0	0	0	0
9 - 10	0	0	0	0	0	0	0	0	0	0
10 - 11	0	0	0	0	0	0	0	0	0	0
11 - 12	0	0	0	0	0	0	0	0	0	0
12 - 13	0	0	0	0	0	0	0	0	0	0
13 - 14	0	0	0	0	0	0	0	0	0	0
14 - 15	0	0	0	0	0	0	0	0	0	0
15 - 16	0	0	0	0	0	0	0	0	0	0
16 - 17	0	0	0	0	0	0	0	0	0	0
17 - 18	0	0	0	0	0	0	0	0	0	0
18 - 19	0	0	0	0	0	0	0	0	0	0
19 - 20	0	0	0	0	0	0	0	0	0	0
20 - 21	0	0	0	0	0	0	0	0	0	0
21 - 22	0	0	0	0	0	0	0	0	0	0
22 - 23	0	0	0	0	0	0	0	0	0	0
23 - 24	0	0	0	0	0	0	0	0	0	0
Totals	0	0	0	0	0	0	0			
% of Total	0%	0%	0%	0%	0%	0%	0%			

Incoming Weekly Speeds

Tue22Aug24

SAM 9640

from Thu-Mar-21-2024-01-00-PM to Thu-Aug-22-2024-08-59-PM

	24/06/2024	to	30/06/2024							
	Monday	Tuesday	Wednesday	Thursday	Friday	Saturday	Sunday	Week	Weekend	Week Day 85%
Hour	24/06/2024	25/06/2024	26/06/2024	27/06/2024	28/06/2024	29/06/2024	30/06/2024	Day Avg	Avg	Avg Speed
0 - 1	0	0	0	0	0	0	0	0	0	0
1 - 2	0	0	0	0	0	0	0	0	0	0
2 - 3	0	0	0	0	0	0	0	0	0	0
3 - 4	0	0	0	0	0	0	0	0	0	0
4 - 5	0	0	0	0	0	0	0	0	0	0
5 - 6	0	0	0	0	0	0	0	0	0	0
6 - 7	0	0	0	0	0	0	0	0	0	0
7 - 8	0	0	0	0	0	0	0	0	0	0
8 - 9	0	0	0	0	0	0	0	0	0	0
9 - 10	0	0	0	0	0	0	0	0	0	0
10 - 11	0	0	0	0	0	0	0	0	0	0
11 - 12	0	0	0	0	0	0	0	0	0	0
12 - 13	0	0	0	0	0	0	0	0	0	0
13 - 14	0	0	0	0	0	0	0	0	0	0
14 - 15	0	0	0	0	0	0	0	0	0	0
15 - 16	0	0	0	0	0	0	0	0	0	0
16 - 17	0	0	0	0	0	0	0	0	0	0
17 - 18	0	0	0	0	0	0	0	0	0	0
18 - 19	0	0	0	0	0	0	0	0	0	0
19 - 20	0	0	0	0	0	0	0	0	0	0
20 - 21	0	0	0	0	0	0	0	0	0	0
21 - 22	0	0	0	0	0	0	0	0	0	0
22 - 23	0	0	0	0	0	0	0	0	0	0
23 - 24	0	0	0	0	0	0	0	0	0	0
Totals	0	0	0	0	0	0	0			
% of Total	0%	0%	0%	0%	0%	0%	0%			

Incoming Weekly Speeds

Tue22Aug24

SAM 9640

from Thu-Mar-21-2024-01-00-PM to Thu-Aug-22-2024-08-59-PM

	01/07/2024	to	07/07/2024							
	Monday	Tuesday	Wednesday	Thursday	Friday	Saturday	Sunday	Week	Weekend	Week Day 85%
Hour	01/07/2024	02/07/2024	03/07/2024	04/07/2024	05/07/2024	06/07/2024	07/07/2024	Day Avg	Avg	Avg Speed
0 - 1	0	0	0	0	0	0	0	0	0	0
1 - 2	0	0	0	0	0	0	0	0	0	0
2 - 3	0	0	0	0	0	0	0	0	0	0
3 - 4	0	0	0	0	0	0	0	0	0	0
4 - 5	0	0	0	0	0	0	0	0	0	0
5 - 6	0	0	0	0	0	0	0	0	0	0
6 - 7	0	0	0	0	0	0	0	0	0	0
7 - 8	0	0	0	0	0	0	0	0	0	0
8 - 9	0	0	0	0	0	0	0	0	0	0
9 - 10	0	0	0	0	0	0	0	0	0	0
10 - 11	0	0	0	0	0	0	0	0	0	0
11 - 12	0	0	0	0	0	0	0	0	0	0
12 - 13	0	0	0	0	0	0	0	0	0	0
13 - 14	0	0	0	0	0	0	0	0	0	0
14 - 15	0	0	0	0	0	0	0	0	0	0
15 - 16	0	0	0	0	0	0	0	0	0	0
16 - 17	0	0	0	0	0	0	0	0	0	0
17 - 18	0	0	0	0	0	0	0	0	0	0
18 - 19	0	0	0	0	0	0	0	0	0	0
19 - 20	0	0	0	0	0	0	0	0	0	0
20 - 21	0	0	0	0	0	0	0	0	0	0
21 - 22	0	0	0	0	0	0	0	0	0	0
22 - 23	0	0	0	0	0	0	0	0	0	0
23 - 24	0	0	0	0	0	0	0	0	0	0
Totals	0	0	0	0	0	0	0			
% of Total	0%	0%	0%	0%	0%	0%	0%			

Incoming Weekly Speeds

Tue22Aug24

SAM 9640

from Thu-Mar-21-2024-01-00-PM to Thu-Aug-22-2024-08-59-PM

	08/07/2024	to	14/07/2024							
	Monday	Tuesday	Wednesday	Thursday	Friday	Saturday	Sunday	Week	Weekend	Week Day 85%
Hour	08/07/2024	09/07/2024	10/07/2024	11/07/2024	12/07/2024	13/07/2024	14/07/2024	Day Avg	Avg	Avg Speed
0 - 1	0	0	0	0	0	0	0	0	0	0
1 - 2	0	0	0	0	0	0	0	0	0	0
2 - 3	0	0	0	0	0	0	0	0	0	0
3 - 4	0	0	0	0	0	0	0	0	0	0
4 - 5	0	0	0	0	0	0	0	0	0	0
5 - 6	0	0	0	0	0	0	0	0	0	0
6 - 7	0	0	0	0	0	0	0	0	0	0
7 - 8	0	0	0	0	0	0	0	0	0	0
8 - 9	0	0	0	0	0	0	0	0	0	0
9 - 10	0	0	0	0	0	0	0	0	0	0
10 - 11	0	0	0	0	0	0	0	0	0	0
11 - 12	0	0	0	0	0	0	0	0	0	0
12 - 13	0	0	0	0	0	0	0	0	0	0
13 - 14	0	0	0	0	0	0	0	0	0	0
14 - 15	0	0	0	0	0	0	0	0	0	0
15 - 16	0	0	0	0	0	0	0	0	0	0
16 - 17	0	0	0	0	0	0	0	0	0	0
17 - 18	0	0	0	0	0	0	0	0	0	0
18 - 19	0	0	0	0	0	0	0	0	0	0
19 - 20	0	0	0	0	0	0	0	0	0	0
20 - 21	0	0	0	0	0	0	0	0	0	0
21 - 22	0	0	0	0	0	0	0	0	0	0
22 - 23	0	0	0	0	0	0	0	0	0	0
23 - 24	0	0	0	0	0	0	0	0	0	0
Totals	0	0	0	0	0	0	0			
% of Total	0%	0%	0%	0%	0%	0%	0%			

Incoming Weekly Speeds

Tue22Aug24

SAM 9640

from Thu-Mar-21-2024-01-00-PM to Thu-Aug-22-2024-08-59-PM

	15/07/2024	to	21/07/2024							
	Monday	Tuesday	Wednesday	Thursday	Friday	Saturday	Sunday	Week	Weekend	Week Day 85%
Hour	15/07/2024	16/07/2024	17/07/2024	18/07/2024	19/07/2024	20/07/2024	21/07/2024	Day Avg	Avg	Avg Speed
0 - 1	0	0	32	38.25	39	34.89	32	37.11	33.86	43.33
1 - 2	0	0	0	0	0	32	27	0	30.33	0
2 - 3	0	0	0	0	0	42	37	0	38.67	0
3 - 4	0	0	0	0	0	32	47	0	39.5	0
4 - 5	0	0	37	39.5	41	47.5	27	40	40.67	44.17
5 - 6	0	0	40.75	45.33	47	42	37	43.67	41	51.67
6 - 7	0	0	36.5	33.95	39.41	40	34	36.7	38.24	45.3
7 - 8	0	0	36.13	37.36	35.52	33.78	34.7	36.27	34.19	44.1
8 - 9	0	0	32.3	33.77	32.84	34.51	33.81	32.95	34.23	39.93
9 - 10	0	0	30.93	32.69	31.81	32.72	31.71	31.81	32.29	38.03
10 - 11	0	0	30.96	31.88	30.51	31.3	32.22	31.07	31.78	37.93
11 - 12	0	32.38	29.67	30.63	32.05	31.08	31.01	30.8	31.04	37.88
12 - 13	0	31.23	30.81	31.32	30.7	31.08	31.33	31.01	31.2	37.28
13 - 14	0	32.13	32.61	30.6	31.73	31.63	30.91	31.67	31.23	38.32
14 - 15	0	30.99	30.86	30.59	32.03	32	32.35	31.12	32.16	37.7
15 - 16	0	32.42	33.33	31.42	31.3	33.22	31.76	32.03	32.57	38.75
16 - 17	0	33.35	34.13	31.07	33.66	31.44	32.91	33.03	32.11	40.2
17 - 18	0	33.16	32.39	32.49	34.07	34.2	32.6	33.02	33.48	39.95
18 - 19	0	32.73	34.71	33.59	34.17	35.79	32.19	33.91	34.03	41.18
19 - 20	0	33.16	35.5	33.33	34.76	34.52	31.87	34.14	33.63	41.68
20 - 21	0	35.9	35.85	32.67	33.52	35.52	34	34.13	34.75	41.68
21 - 22	0	35.44	32	35	30.13	31.8	29.38	33.04	30.85	40.8
22 - 23	0	35.5	33	34.8	34.57	35.94	38.91	34.56	36.7	41.98
23 - 24	0	32.25	33.2	33.2	33.69	38.09	36	33.31	37.1	36.88
Totals	0	32.6	32.5	32.3	32.6	32.8	32.1			
% of Total	0%	16.73%	16.68%	16.57%	16.73%	16.83%	16.47%			

Incoming Weekly Speeds

Tue22Aug24

SAM 9640

from Thu-Mar-21-2024-01-00-PM to Thu-Aug-22-2024-08-59-PM

	22/07/2024	to	28/07/2024							
	Monday	Tuesday	Wednesday	Thursday	Friday	Saturday	Sunday	Week	Weekend	Week Day 85%
Hour	22/07/2024	23/07/2024	24/07/2024	25/07/2024	26/07/2024	27/07/2024	28/07/2024	Day Avg	Avg	Avg Speed
0 - 1	33	34.62	0	32	27.5	33	33.1	32.94	33.06	38.12
1 - 2	34.5	0	45.33	0	32	0	37.33	37.62	37.33	48.33
2 - 3	37	32	37	42	0	37	32	38.67	34.5	41.25
3 - 4	0	40.33	37	0	47	32	0	41	32	46.67
4 - 5	0	52	0	47	39.5	57	32	44.5	44.5	50
5 - 6	37.92	47	45	40.33	42	43.67	39.5	40.62	42	50
6 - 7	34.42	36.8	37.55	37.86	38.69	35.75	33.09	37.21	34.21	45.86
7 - 8	35.99	34.1	36.32	35.61	36.03	35.92	36.96	35.64	36.42	43.56
8 - 9	33.74	30.79	30.78	33.03	34.56	33.31	35.74	32.52	34.1	39.52
9 - 10	30.57	31.48	31.65	31.03	32.86	32.5	34.42	31.61	33.42	38.58
10 - 11	31.26	30.42	29.7	31.67	32.51	31.09	32.15	31.12	31.63	37.66
11 - 12	31.67	30.1	28.96	32.83	31.71	31.14	30.82	31.08	30.97	37.64
12 - 13	30.72	31.99	31.67	30.63	30.85	32.51	31.74	31.14	32.15	37.56
13 - 14	30.87	30.96	31.32	31.25	32.09	31.49	31.98	31.29	31.71	37.76
14 - 15	31.22	31.08	31.26	30.98	29.62	32.05	31.19	30.74	31.64	36.92
15 - 16	31.98	31.86	30.81	31.6	31.15	32.65	31.43	31.47	32.12	37.58
16 - 17	32.89	33.7	31.84	32.63	32.21	32.14	33.84	32.58	32.9	38.8
17 - 18	32.42	33.57	32	32.61	33.36	32.98	35.06	32.82	33.94	39.54
18 - 19	35.07	33.55	32.15	32.82	33.17	32.92	36.23	33.32	34.22	40.32
19 - 20	33.11	34.12	34.25	32.95	35.08	32.29	37.29	33.94	33.94	40.66
20 - 21	34.12	32.33	31.54	35.18	33.51	34.69	35.68	33.22	35.32	40.02
21 - 22	34	32.37	32.62	33.76	32.86	36.48	35.39	33.06	35.86	39.52
22 - 23	36	35.93	34.09	36.67	34.83	35.27	34.3	35.58	34.91	44.42
23 - 24	39.5	35.71	32.67	38.57	36.38	37.71	34	35.95	36.74	43.66
Totals	32.4	32.1	31.8	32.5	32.7	32.5	33			
% of Total	14.27%	14.14%	14.01%	14.32%	14.41%	14.32%	14.54%			

Incoming Weekly Speeds

Tue22Aug24

SAM 9640

from Thu-Mar-21-2024-01-00-PM to Thu-Aug-22-2024-08-59-PM

	29/07/2024	to	04/08/2024							
	Monday	Tuesday	Wednesday	Thursday	Friday	Saturday	Sunday	Week	Weekend	Week Day 85%
Hour	29/07/2024	30/07/2024	31/07/2024	01/08/2024	02/08/2024	03/08/2024	04/08/2024	Day Avg	Avg	Avg Speed
0 - 1	29	35.33	34.5	40	45.33	34.86	33.83	37.37	34.38	45
1 - 2	0	0	37	32	29.5	0	35.2	33.67	35.2	40
2 - 3	35.75	0	0	37	0	23.67	37	36.17	27	40
3 - 4	0	49.5	0	0	38.67	0	37	43	37	52.5
4 - 5	42	0	47	49.5	42	22	27.5	44.86	25.67	50
5 - 6	39	52	41.17	43.2	43.67	42	39.5	42.52	41.29	51.5
6 - 7	34.81	35.56	35.45	35.95	38.07	39.5	36.18	36.01	37.76	44.16
7 - 8	37.82	36.2	37.91	36.84	36.35	32.7	36.65	37	33.65	45.18
8 - 9	34.08	32.09	32.93	31.7	33.38	33.73	33.14	32.81	33.56	40.16
9 - 10	32.21	32.19	32.61	32.23	31.06	30.55	31.69	32.04	30.94	38.8
10 - 11	30.75	32.01	31.46	32.93	32.02	30.31	32.01	31.78	30.9	38.26
11 - 12	31.22	30.53	30.43	31.72	31.29	30.02	31.58	31.01	30.58	36.82
12 - 13	32.33	30.99	32.76	30.86	31.27	31.02	32.28	31.62	31.54	37.9
13 - 14	31.36	32.05	32.44	32.29	31.12	29.46	32	31.83	30.36	38.12
14 - 15	32.02	31.73	31.75	31.64	33.34	31.23	31.4	32.09	31.31	38.7
15 - 16	31.6	33.36	32.57	33.65	33.07	32.21	34.04	32.85	33.01	39.6
16 - 17	32.75	32.85	33.73	31.89	31.99	31.9	31.91	32.62	31.9	39.12
17 - 18	32.93	33.91	33.12	34.25	32.8	33.86	30.94	33.37	32.58	40.36
18 - 19	36.48	33.12	33.9	34.86	34.06	35.09	33.88	34.38	34.56	42
19 - 20	34.2	34.41	34.24	32.7	34.7	35.95	33.34	34.01	34.77	41.06
20 - 21	32	32.52	33.5	33.97	34.41	32.69	31.92	33.35	32.37	39.96
21 - 22	33.15	33.94	31.69	34.24	34.77	30.55	34.82	33.58	32.39	40.94
22 - 23	35.82	36.47	23	36.55	35.15	33.87	34.14	31.62	33.92	43.52
23 - 24	34.14	38	33.67	38.06	36.1	37.17	33.67	36.06	36.29	44.76
Totals	32.9	32.7	32.8	33	32.9	31.6	32.4			
% of Total	14.41%	14.32%	14.37%	14.45%	14.41%	13.84%	14.19%			

Incoming Weekly Speeds
 Tue22Aug24
 SAM 9640

from Thu-Mar-21-2024-01-00-PM to Thu-Aug-22-2024-08-59-PM

	05/08/2024	to	11/08/2024							
	Monday	Tuesday	Wednesday	Thursday	Friday	Saturday	Sunday	Week	Weekend	Week Day 85%
Hour	05/08/2024	06/08/2024	07/08/2024	08/08/2024	09/08/2024	10/08/2024	11/08/2024	Day Avg	Avg	Avg Speed
0 - 1	30.75	37	35.33	37	29.5	33.67	0	34.37	33.67	41
1 - 2	39	32	0	47	0	32	0	39.2	32	43.33
2 - 3	0	0	0	0	34.5	0	0	34.5	0	40
3 - 4	0	0	37	0	0	0	0	37	0	40
4 - 5	27	42	0	22	42	27	0	33.25	27	36.25
5 - 6	40.7	44.5	42	38.25	42	43.67	0	41.28	43.67	46
6 - 7	39	37.07	38.28	40	35.77	34.5	0	37.81	34.5	45.06
7 - 8	36.87	34.72	35.85	37.07	35.81	0	0	36.07	0	44.34
8 - 9	32.93	31.77	32.64	34.6	33.84	0	0	33.16	0	39.84
9 - 10	32.74	31.54	31.77	32.49	32.11	0	0	32.1	0	39.1
10 - 11	30.72	30.67	31.32	31.14	31.62	0	0	31.1	0	37.52
11 - 12	32.3	30.83	32.36	30.78	30.56	0	0	31.33	0	37.58
12 - 13	31.64	32.03	30.75	30.97	30.54	0	0	31.16	0	37.78
13 - 14	31.69	32.18	31.75	31.5	32.47	0	0	31.95	0	38.2
14 - 15	30.69	32.26	31.82	29.79	32.2	0	0	31.42	0	38.2
15 - 16	32.98	30.22	31.63	32.07	30.93	0	0	31.5	0	38.16
16 - 17	33.38	28.82	32.51	32.66	30.24	0	0	31.4	0	38.76
17 - 18	32.47	31.25	33.17	33	31.26	0	0	32.17	0	39.04
18 - 19	32.41	34.11	33.41	31.87	34.12	0	0	33.24	0	40.6
19 - 20	34.46	33.46	34.07	34.14	33.65	0	0	33.9	0	41.98
20 - 21	32.38	36.85	32.28	34.97	33.16	0	0	33.69	0	41.34
21 - 22	35.31	31.71	30.38	33.81	34.53	0	0	32.6	0	40.96
22 - 23	35.95	37.05	35.26	33.21	34.2	0	0	35.05	0	43.06
23 - 24	39.5	35.67	31	34.5	36.95	0	0	36.05	0	42
Totals	32.8	31.9	32.4	32.7	32.3	36	0			
% of Total	16.56%	16.1%	16.36%	16.51%	16.3%	18.17%	0%			

Incoming Weekly Speeds

Tue22Aug24

SAM 9640

from Thu-Mar-21-2024-01-00-PM to Thu-Aug-22-2024-08-59-PM

	12/08/2024	to	18/08/2024							
	Monday	Tuesday	Wednesday	Thursday	Friday	Saturday	Sunday	Week	Weekend	Week Day 85%
Hour	12/08/2024	13/08/2024	14/08/2024	15/08/2024	16/08/2024	17/08/2024	18/08/2024	Day Avg	Avg	Avg Speed
0 - 1	0	0	0	0	0	0	0	0	0	0
1 - 2	0	0	0	0	0	0	0	0	0	0
2 - 3	0	0	0	0	0	0	0	0	0	0
3 - 4	0	0	0	0	0	0	0	0	0	0
4 - 5	0	0	0	0	0	0	0	0	0	0
5 - 6	0	0	0	0	0	0	0	0	0	0
6 - 7	0	0	0	0	0	0	0	0	0	0
7 - 8	0	0	0	0	0	0	0	0	0	0
8 - 9	0	0	0	0	0	0	0	0	0	0
9 - 10	0	0	0	0	0	0	0	0	0	0
10 - 11	0	0	0	0	0	0	0	0	0	0
11 - 12	0	0	0	0	0	0	0	0	0	0
12 - 13	0	0	0	0	0	0	0	0	0	0
13 - 14	0	0	0	0	0	0	0	0	0	0
14 - 15	0	0	0	0	0	0	0	0	0	0
15 - 16	0	0	0	0	0	0	0	0	0	0
16 - 17	0	0	0	0	0	0	0	0	0	0
17 - 18	0	0	0	0	0	0	0	0	0	0
18 - 19	0	0	0	0	0	0	0	0	0	0
19 - 20	0	0	0	0	0	0	0	0	0	0
20 - 21	0	0	0	0	0	0	0	0	0	0
21 - 22	0	0	0	0	0	0	0	0	0	0
22 - 23	0	0	0	0	0	0	0	0	0	0
23 - 24	0	0	0	0	0	0	0	0	0	0
Totals	0	0	0	0	0	0	0			
% of Total	0%	0%	0%	0%	0%	0%	0%			

Incoming Weekly Speeds

Tue22Aug24

SAM 9640

from Thu-Mar-21-2024-01-00-PM to Thu-Aug-22-2024-08-59-PM

	19/08/2024	to	25/08/2024							
	Monday	Tuesday	Wednesday	Thursday	Friday	Saturday	Sunday	Week	Weekend	Week Day 85%
Hour	19/08/2024	20/08/2024	21/08/2024	22/08/2024	23/08/2024	24/08/2024	25/08/2024	Day Avg	Avg	Avg Speed
0 - 1	0	0	0	0	*	*	*	*	*	0
1 - 2	0	0	0	0	*	*	*	*	*	0
2 - 3	0	0	0	0	*	*	*	*	*	0
3 - 4	0	0	0	0	*	*	*	*	*	0
4 - 5	0	0	0	0	*	*	*	*	*	0
5 - 6	0	0	0	0	*	*	*	*	*	0
6 - 7	0	0	0	0	*	*	*	*	*	0
7 - 8	0	0	0	0	*	*	*	*	*	0
8 - 9	0	0	0	0	*	*	*	*	*	0
9 - 10	0	0	0	0	*	*	*	*	*	0
10 - 11	0	0	0	0	*	*	*	*	*	0
11 - 12	0	0	0	0	*	*	*	*	*	0
12 - 13	0	0	0	0	*	*	*	*	*	0
13 - 14	0	0	0	0	*	*	*	*	*	0
14 - 15	0	0	0	0	*	*	*	*	*	0
15 - 16	0	0	0	0	*	*	*	*	*	0
16 - 17	0	0	0	0	*	*	*	*	*	0
17 - 18	0	0	0	0	*	*	*	*	*	0
18 - 19	0	0	0	0	*	*	*	*	*	0
19 - 20	0	0	0	0	*	*	*	*	*	0
20 - 21	0	0	0	0	*	*	*	*	*	0
21 - 22	0	0	0	*	*	*	*	*	*	0
22 - 23	0	0	0	*	*	*	*	*	*	0
23 - 24	0	0	0	*	*	*	*	*	*	0
Totals	0	0	0	0	0	0	0			
% of Total	0%	0%	0%	0%	0%	0%	0%			

Incoming Monthly Speeds

Tue22Aug24

SAM 9640

from Thu-Mar-21-2024-01-00-PM to Thu-Aug-22-2024-08-59-PM

	Mar 2024									
Hour	Monday	Tuesday	Wednesday	Thursday	Friday	Saturday	Sunday	Week Day Avg	Weekend Avg	Week Day 85% Avg Speed
0 - 1	38.67	32.62	8.17	35.93	33.25	35.11	34	18.36	34.62	35.86
1 - 2	37.17	29.5	36	31.38	34.08	33.42	33.43	34	33.42	41.5
2 - 3	43.67	34.5	30.75	40	35.67	34	33.6	37.06	33.8	44
3 - 4	34.5	39.5	42	32	34.5	0	0	36.38	0	42
4 - 5	0	47	0	42	42	0	0	43.67	0	46.67
5 - 6	0	29.5	0	39.5	0	42	33.88	34.5	34.78	40
6 - 7	39.5	32	37	9.08	37.41	40.75	35.33	14.27	39.27	38.9
7 - 8	36.94	33.11	34.92	27.52	34.95	32	37.82	33.54	34.06	42.08
8 - 9	36.43	32.61	34.48	33.98	34.78	33.86	33.73	34.37	33.83	42.26
9 - 10	31.27	31.71	31.81	33.29	32.05	33.29	33.06	31.99	33.19	38.72
10 - 11	29.68	32.28	32.12	32.11	31.65	31.45	32.97	31.62	31.97	38.34
11 - 12	31.64	30.33	31.3	31.54	30.89	29.94	30.97	31.07	30.33	37.46
12 - 13	29.53	31.3	30.21	32.08	31.35	29.58	31.8	31	30.44	37.06
13 - 14	30.7	28.84	30.71	30.65	31.76	31.27	31.37	30.78	31.31	36.92
14 - 15	32.82	25.98	31.03	31.87	31.24	31.79	28.04	30.85	30.14	37.04
15 - 16	31.39	30.09	30.72	24.08	32.09	32.08	25.73	28.6	29.51	37.18
16 - 17	31.77	31.77	32.03	31.33	31.5	31.95	21.36	31.6	26.16	37.44
17 - 18	30.32	32.9	32.25	32.41	31.92	32.6	22.67	32	28.37	38.24
18 - 19	31.47	33.43	31.79	32.31	31.64	32.9	29.88	32.04	31.76	38.62
19 - 20	33.77	32.66	32.67	33.7	32.21	31.9	28.44	32.9	30.52	39.76
20 - 21	35.43	33.38	33.38	30.48	32.99	33.47	32.6	32.65	33.11	40.04
21 - 22	34.44	11.25	31.5	27.19	34.48	33.5	33.14	21.35	33.3	33.56
22 - 23	37.14	13.45	32.51	33.04	34.84	33.35	32.22	28.44	32.89	40.18
23 - 24	39.27	13.19	38.43	35.69	32.98	35.55	33.8	26.76	35.04	41.28
Totals	32.1	27.8	30.7	29.8	32.1	31.7	29.1			
% of Total	15.05%	13.03%	14.39%	13.97%	15.05%	14.86%	13.64%			

Incoming Monthly Speeds

Tue22Aug24

SAM 9640

from Thu-Mar-21-2024-01-00-PM to Thu-Aug-22-2024-08-59-PM

	Apr 2024									
Hour	Monday	Tuesday	Wednesday	Thursday	Friday	Saturday	Sunday	Week Day Avg	Weekend Avg	Week Day 85% Avg Speed
0 - 1	7.81	31.17	31.33	32	0	0	0	11.64	0	31.28
1 - 2	19.67	31	11.68	30.67	0	0	0	16.89	0	33.75
2 - 3	23.67	24.5	7.5	7	0	0	0	14.91	0	20.95
3 - 4	0	0	0	0	0	0	0	0	0	0
4 - 5	34.5	0	32	37	0	0	0	34.5	0	38.33
5 - 6	44.5	43.67	42	15.77	0	0	0	24.58	0	46.88
6 - 7	31.11	38.38	34	36.5	0	0	0	34.81	0	41
7 - 8	33.65	32.95	35.74	37	0	0	0	34.68	0	42.8
8 - 9	34.33	33.54	32.32	0	0	0	0	33.17	0	39.9
9 - 10	32.95	30.62	30.79	0	0	0	0	31.23	0	37.9
10 - 11	33.29	31.23	32.45	0	0	0	0	32.26	0	38.6
11 - 12	31.09	30.72	31.43	0	0	0	0	31.06	0	37.3
12 - 13	31.86	31.16	31.34	0	0	0	0	31.49	0	37.57
13 - 14	31.12	29.1	31.88	0	0	0	0	30.71	0	36.5
14 - 15	32.22	31.9	30.77	0	0	0	0	31.69	0	38.17
15 - 16	32.52	31.21	30.71	0	0	0	0	31.43	0	37.7
16 - 17	31.16	31.7	31.79	0	0	0	0	31.54	0	38.03
17 - 18	31.18	32.75	32.17	0	0	0	0	32.03	0	38.7
18 - 19	32.96	35.04	35.26	0	0	0	0	34.41	0	40.97
19 - 20	33	34.7	34.13	0	0	0	0	33.91	0	40.9
20 - 21	30.47	34.6	33.89	0	0	0	0	32.85	0	39.57
21 - 22	36.12	30.76	36.27	0	0	0	0	33.85	0	43.83
22 - 23	34.5	21.85	34.94	0	0	0	0	30.24	0	39.03
23 - 24	30.5	35.88	33.43	0	0	0	0	33.04	0	41.67
Totals	30.7	31.8	31.9	32.7	0	0	0			
% of Total	24.15%	25.02%	25.1%	25.73%	0%	0%	0%			

Incoming Monthly Speeds

Tue22Aug24

SAM 9640

from Thu-Mar-21-2024-01-00-PM to Thu-Aug-22-2024-08-59-PM

May 2024

Hour	Monday	Tuesday	Wednesday	Thursday	Friday	Saturday	Sunday	Week Day Avg	Weekend Avg	Week Day 85% Avg Speed
0 - 1	35.33	33	36.07	37	37.45	37.9	34.41	35.97	36.07	42.64
1 - 2	35	29.86	29.5	33.5	32	38.36	36.4	32.15	37.23	37.26
2 - 3	36	31.29	22.14	35.33	41.17	35.33	35.44	32.26	35.4	43.66
3 - 4	32	49.5	37	42	43.67	36.29	42	41.44	37.56	46
4 - 5	32	0	15.75	47	42	38	0	28.25	38	36.25
5 - 6	42.71	42.71	21.95	40.55	44.06	38.91	39.5	36.89	39.02	48.76
6 - 7	35.08	38.82	23.67	37.57	37.12	35.89	35.72	34.22	35.82	44.3
7 - 8	34.73	35.82	34.31	35.22	35.59	36.13	29.46	35.17	33.95	42.84
8 - 9	32.98	30.33	30.48	31.79	32.88	33.91	32.93	31.71	33.6	38.82
9 - 10	31.77	32.24	26.82	31.5	31.25	31.3	34.23	30.65	32.31	37.82
10 - 11	31.32	31.49	29.8	31.64	30.9	30.03	31.64	31.03	30.61	37.38
11 - 12	30.42	30.53	30.8	30.59	31.18	30.55	31.17	30.73	30.81	37
12 - 13	31.73	31.67	31.4	31.35	31.7	31.22	32.05	31.59	31.58	38
13 - 14	31.49	31.85	32.12	30.47	30.62	31.24	31.31	31.24	31.27	37.84
14 - 15	31.63	31.56	30.97	31.04	31.84	30.45	31.52	31.47	30.9	37.92
15 - 16	31.78	31.87	32.15	31.29	31.93	31.8	32.82	31.82	32.24	38.18
16 - 17	32.62	31.68	32.31	32.15	31.88	32.4	32.92	32.13	32.62	38.68
17 - 18	33.45	33.22	33.33	33.43	32.99	33.35	29.34	33.27	31.64	39.94
18 - 19	34.57	33.02	34.27	34.17	34.7	34.75	35.73	34.24	35.13	41.18
19 - 20	34.53	33.77	34.31	35.66	35.05	33.31	35.03	34.8	33.94	41.82
20 - 21	34.82	34.2	34.76	34.65	34.72	34.94	34.13	34.66	34.53	42.06
21 - 22	32.76	33.91	32.76	34.08	32.77	33.51	32.82	33.19	33.24	39.9
22 - 23	36.91	34.49	35.33	34.68	34.76	34.04	33.57	35	33.86	42.38
23 - 24	31.93	32.89	32.38	36.32	38.02	34.88	32.18	35.29	33.84	42.08
Totals	32.4	32.3	31.4	32.5	32.6	32	32.3			
% of Total	14.37%	14.32%	13.92%	14.41%	14.46%	14.19%	14.32%			

Incoming Monthly Speeds

Tue22Aug24

SAM 9640

from Thu-Mar-21-2024-01-00-PM to Thu-Aug-22-2024-08-59-PM

Hour	Jun 2024							Week Day Avg	Weekend Avg	Week Day 85% Avg Speed
	Monday	Tuesday	Wednesday	Thursday	Friday	Saturday	Sunday			
0 - 1	0	0	0	0	0	0	0	0	0	0
1 - 2	0	0	0	0	0	0	0	0	0	0
2 - 3	0	0	0	0	0	0	0	0	0	0
3 - 4	0	0	0	0	0	0	0	0	0	0
4 - 5	0	0	0	0	0	0	0	0	0	0
5 - 6	0	0	0	0	0	0	0	0	0	0
6 - 7	0	0	0	0	0	0	0	0	0	0
7 - 8	0	0	0	0	0	0	0	0	0	0
8 - 9	0	0	0	0	0	0	0	0	0	0
9 - 10	0	0	0	0	0	0	0	0	0	0
10 - 11	0	0	0	0	0	0	0	0	0	0
11 - 12	0	0	0	0	0	0	0	0	0	0
12 - 13	0	0	0	0	0	0	0	0	0	0
13 - 14	0	0	0	0	0	0	0	0	0	0
14 - 15	0	0	0	0	0	0	0	0	0	0
15 - 16	0	0	0	0	0	0	0	0	0	0
16 - 17	0	0	0	0	0	0	0	0	0	0
17 - 18	0	0	0	0	0	0	0	0	0	0
18 - 19	0	0	0	0	0	0	0	0	0	0
19 - 20	0	0	0	0	0	0	0	0	0	0
20 - 21	0	0	0	0	0	0	0	0	0	0
21 - 22	0	0	0	0	0	0	0	0	0	0
22 - 23	0	0	0	0	0	0	0	0	0	0
23 - 24	0	0	0	0	0	0	0	0	0	0
Totals	0	0	0	0	0	0	0			
% of Total	0%	0%	0%	0%	0%	0%	0%			

Incoming Monthly Speeds

Tue22Aug24

SAM 9640

from Thu-Mar-21-2024-01-00-PM to Thu-Aug-22-2024-08-59-PM

	Jul 2024							Week	Weekend	Week Day 85%
Hour	Monday	Tuesday	Wednesday	Thursday	Friday	Saturday	Sunday	Day Avg	Avg	Avg Speed
0 - 1	31.5	34.82	33.25	35.57	34.4	34.13	32.73	33.97	33.43	41.5
1 - 2	34.5	0	41.17	0	32	32	33.2	37.45	32.67	43.33
2 - 3	36	32	37	42	0	39.5	35.33	37.5	37	41.25
3 - 4	0	44	37	0	47	32	47	43.43	37	46.67
4 - 5	42	52	42	42	40.5	50.67	29.5	42.07	42.2	50.5
5 - 6	38.22	49.5	42.33	42.83	45.33	42.71	38.67	41.61	41.5	52.8
6 - 7	34.66	36.15	36.5	35.95	39	38.94	33.52	36.48	36.79	44.84
7 - 8	36.82	35.19	36.72	36.41	35.76	34.59	35.62	36.22	35.07	44.2
8 - 9	33.9	31.43	31.99	33.41	33.61	33.82	34.78	32.76	34.16	39.94
9 - 10	31.39	31.88	31.7	31.89	32.35	32.62	33.13	31.86	32.85	38.54
10 - 11	31.02	31.24	30.77	31.78	31.45	31.2	32.19	31.19	31.71	37.96
11 - 12	31.48	30.37	29.68	31.62	31.89	31.11	30.9	30.91	31	37.38
12 - 13	31.55	31.38	31.78	30.94	30.77	31.81	31.53	31.31	31.68	37.64
13 - 14	31.12	31.67	32.1	30.92	31.9	31.56	31.36	31.58	31.46	38.04
14 - 15	31.57	31.25	31.27	30.78	30.7	32.02	31.78	31.12	31.91	37.76
15 - 16	31.79	32.48	32.26	31.51	31.23	32.93	31.6	31.88	32.34	38.48
16 - 17	32.82	33.29	33.02	31.86	32.9	31.78	33.35	32.84	32.49	39.18
17 - 18	32.69	33.54	32.47	32.55	33.64	33.56	33.94	33	33.73	39.78
18 - 19	35.73	33.19	33.57	33.19	33.65	34.16	34.09	33.77	34.13	40.98
19 - 20	33.65	33.94	34.55	33.15	34.94	33.26	34.9	34.09	33.8	41.22
20 - 21	32.78	33.32	33.53	33.67	33.51	35.22	34.81	33.4	34.99	40.44
21 - 22	33.62	34.03	32.06	34.47	31.54	33.93	33.2	33	33.58	40.26
22 - 23	35.88	36	27.14	35.77	34.69	35.6	35.94	33.49	35.71	43.18
23 - 24	35.33	35.56	33.23	35.41	34.9	37.88	35.33	34.69	36.93	42.76
Totals	32.6	32.5	32.4	32.4	32.7	32.7	32.6			
% of Total	14.3%	14.26%	14.22%	14.22%	14.35%	14.35%	14.3%			

Incoming Monthly Speeds

Tue22Aug24

SAM 9640

from Thu-Mar-21-2024-01-00-PM to Thu-Aug-22-2024-08-59-PM

	Aug 2024									
Hour	Monday	Tuesday	Wednesday	Thursday	Friday	Saturday	Sunday	Week Day Avg	Weekend Avg	Week Day 85% Avg Speed
0 - 1	30.75	37	35.33	38.88	39	34.5	33.83	36.63	34.25	42
1 - 2	39	32	0	39.5	29.5	32	35.2	35.88	34.67	41.25
2 - 3	0	0	0	37	34.5	23.67	37	35.75	27	40
3 - 4	0	0	37	0	38.67	0	37	38.25	37	45
4 - 5	27	42	0	40.33	42	24.5	27.5	39.14	26	43.75
5 - 6	40.7	44.5	42	41	43	42.62	39.5	41.79	42	47.5
6 - 7	39	37.07	38.28	37.93	36.9	38.67	36.18	37.6	37.48	45.36
7 - 8	36.87	34.72	35.85	36.96	36.06	32.7	36.65	36.22	33.65	44.14
8 - 9	32.93	31.77	32.64	33.19	33.62	33.73	33.14	33	33.56	39.6
9 - 10	32.74	31.54	31.77	32.35	31.6	30.55	31.69	31.95	30.94	38.76
10 - 11	30.72	30.67	31.32	32.06	31.82	30.31	32.01	31.47	30.9	37.82
11 - 12	32.3	30.83	32.36	31.22	30.89	30.02	31.58	31.37	30.58	37.72
12 - 13	31.64	32.03	30.75	30.92	30.91	31.02	32.28	31.14	31.54	37.98
13 - 14	31.69	32.18	31.75	31.94	31.76	29.46	32	31.85	30.36	38.18
14 - 15	30.69	32.26	31.82	30.83	32.72	31.23	31.4	31.74	31.31	38.36
15 - 16	32.98	30.22	31.63	32.86	32.05	32.21	34.04	32.04	33.01	38.54
16 - 17	33.38	28.82	32.51	32.26	30.94	31.9	31.91	31.54	31.9	38.68
17 - 18	32.47	31.25	33.17	33.56	32.01	33.86	30.94	32.54	32.58	39.06
18 - 19	32.41	34.11	33.41	33.25	34.09	35.09	33.88	33.57	34.56	40.86
19 - 20	34.46	33.46	34.07	33.33	34.08	35.95	33.34	33.82	34.77	41.5
20 - 21	32.38	36.85	32.28	34.48	33.8	32.69	31.92	33.87	32.37	41.24
21 - 22	35.31	31.71	30.38	34.03	34.69	30.55	34.82	33.25	32.39	41.22
22 - 23	35.95	37.05	35.26	34.43	34.65	33.87	34.14	35.18	33.92	43.56
23 - 24	39.5	35.67	31	37.35	36.68	37.17	33.67	36.57	36.29	44.34
Totals	32.8	31.9	32.4	32.8	32.6	31.6	32.4			
% of Total	14.48%	14.08%	14.3%	14.48%	14.39%	13.95%	14.3%			

Incoming Weekly EightyFifthSpeeds
 Tue22Aug24
 SAM 9640

from Thu-Mar-21-2024-01-00-PM to Thu-Aug-22-2024-08-59-PM

	18/03/2024	to	24/03/2024							
	Monday	Tuesday	Wednesday	Thursday	Friday	Saturday	Sunday	Week	Weekend	Week Day 85%
Hour	18/03/2024	19/03/2024	20/03/2024	21/03/2024	22/03/2024	23/03/2024	24/03/2024	Day Avg	Avg	Avg Speed
0 - 1	*	*	*	*	40	35	40	40	37.5	40
1 - 2	*	*	*	*	35	35	35	35	35	35
2 - 3	*	*	*	*	0	40	40	0	40	0
3 - 4	*	*	*	*	40	0	0	40	0	40
4 - 5	*	*	*	*	45	0	0	45	0	45
5 - 6	*	*	*	*	0	45	50	0	47.5	0
6 - 7	*	*	*	*	55	55	45	55	50	55
7 - 8	*	*	*	*	40	45	47.5	40	46.25	40
8 - 9	*	*	*	*	42.5	43.9	43.3	42.5	43.6	42.5
9 - 10	*	*	*	*	38.9	41	39.4	38.9	40.2	38.9
10 - 11	*	*	*	*	36.3	38.1	39.1	36.3	38.6	36.3
11 - 12	*	*	*	*	36.7	38.7	38.9	36.7	38.8	36.7
12 - 13	*	*	*	*	37	36	37	37	36.5	37
13 - 14	*	*	*	38.8	37.7	39.5	37.2	38.25	38.35	38.25
14 - 15	*	*	*	38.1	37.7	38	37.3	37.9	37.65	37.9
15 - 16	*	*	*	37.5	37.8	38.6	39.1	37.65	38.85	37.65
16 - 17	*	*	*	37.4	36.8	38	38.8	37.1	38.4	37.1
17 - 18	*	*	*	38.6	38.2	40.4	34.8	38.4	37.6	38.4
18 - 19	*	*	*	38.8	37.9	39.4	38.3	38.35	38.85	38.35
19 - 20	*	*	*	42	39	39.4	40	40.5	39.7	40.5
20 - 21	*	*	*	40.8	40.5	39.5	39.5	40.65	39.5	40.65
21 - 22	*	*	*	42	43.6	38.6	39.4	42.8	39	42.8
22 - 23	*	*	*	41.7	42.5	38.3	47.5	42.1	42.9	42.1
23 - 24	*	*	*	40	37.9	41.2	42.5	38.95	41.85	38.95
Totals	0	0	0	435.7	876	883.6	889.6			
% of Total	0%	0%	0%	14.12%	28.4%	28.64%	28.84%			

Incoming Weekly EightyFifthSpeeds
 Tue22Aug24
 SAM 9640

from Thu-Mar-21-2024-01-00-PM to Thu-Aug-22-2024-08-59-PM

	25/03/2024	to	31/03/2024							
	Monday	Tuesday	Wednesday	Thursday	Friday	Saturday	Sunday	Week	Weekend	Week Day 85%
Hour	25/03/2024	26/03/2024	27/03/2024	28/03/2024	29/03/2024	30/03/2024	31/03/2024	Day Avg	Avg	Avg Speed
0 - 1	50	40	9.3	40	40	42	38.3	35.86	40.15	35.86
1 - 2	47.5	35	40	40	45	38.3	35	41.5	36.65	41.5
2 - 3	60	40	35	45	40	35	40	44	37.5	44
3 - 4	45	45	45	35	35	0	0	41	0	41
4 - 5	0	50	0	45	0	0	0	47.5	0	47.5
5 - 6	0	35	0	45	0	0	35	40	35	40
6 - 7	50	40	45	9.5	45	40	40	37.9	40	37.9
7 - 8	45	40	42.9	38.5	46.7	36	50	42.62	43	42.62
8 - 9	43.5	39.8	43.1	41.7	45	39.3	42	42.62	40.65	42.62
9 - 10	38.4	38.2	38.3	40	38.2	38.7	40	38.62	39.35	38.62
10 - 11	37.3	38.9	39.4	38.1	39.2	37.4	39.4	38.58	38.4	38.58
11 - 12	38.4	36	38.1	37.4	37.8	34.3	36.8	37.54	35.55	37.54
12 - 13	34.9	37.7	36.6	38.6	37.9	34.5	38.8	37.14	36.65	37.14
13 - 14	36.5	35.9	37.2	36.5	38.3	35.6	39.3	36.88	37.45	36.88
14 - 15	39.3	33	37.3	38.5	36.6	37.7	37.5	36.94	37.6	36.94
15 - 16	37.5	36	37.8	36.1	38.1	37.7	36.8	37.1	37.25	37.1
16 - 17	36.8	37.2	38	37.2	38.9	38.6	33.9	37.62	36.25	37.62
17 - 18	35.7	39.2	39.2	40.4	37.2	38.5	34.8	38.34	36.65	38.34
18 - 19	37.3	41.4	38.2	38.4	37.2	39.2	40.7	38.5	39.95	38.5
19 - 20	41.7	38.9	38.6	40.8	37.9	40	37.2	39.58	38.6	39.58
20 - 21	42.1	38.6	38.5	41.4	38.9	41.4	37.5	39.9	39.45	39.9
21 - 22	38.6	12.5	36.4	37.1	39.4	39	40	32.8	39.5	32.8
22 - 23	45	32.5	42.5	38.3	40.8	39.2	40	39.82	39.6	39.82
23 - 24	43.8	30	50	44.2	41.7	43.8	35	41.94	39.4	41.94
Totals	924.3	890.8	846.4	922.7	874.8	806.2	848			
% of Total	15.12%	14.57%	13.85%	15.09%	14.31%	13.19%	13.87%			

Incoming Weekly EightyFifthSpeeds
 Tue22Aug24
 SAM 9640

from Thu-Mar-21-2024-01-00-PM to Thu-Aug-22-2024-08-59-PM

	01/04/2024	to	07/04/2024							
	Monday	Tuesday	Wednesday	Thursday	Friday	Saturday	Sunday	Week	Weekend	Week Day 85%
Hour	01/04/2024	02/04/2024	03/04/2024	04/04/2024	05/04/2024	06/04/2024	07/04/2024	Day Avg	Avg	Avg Speed
0 - 1	9.3	37.5	38.3	40	0	0	0	31.28	0	31.28
1 - 2	35	35	25	40	0	0	0	33.75	0	33.75
2 - 3	35	30	8.8	10	0	0	0	20.95	0	20.95
3 - 4	0	0	0	0	0	0	0	0	0	0
4 - 5	40	0	35	40	0	0	0	38.33	0	38.33
5 - 6	50	50	45	42.5	0	0	0	46.88	0	46.88
6 - 7	35	44	40	45	0	0	0	41	0	41
7 - 8	41.2	40.9	43.1	46	0	0	0	42.8	0	42.8
8 - 9	41.2	39.3	39.2	0	0	0	0	39.9	0	39.9
9 - 10	40	37.7	36	0	0	0	0	37.9	0	37.9
10 - 11	39.8	37.5	38.5	0	0	0	0	38.6	0	38.6
11 - 12	37.1	36.6	38.2	0	0	0	0	37.3	0	37.3
12 - 13	37.9	36.9	37.9	0	0	0	0	37.57	0	37.57
13 - 14	36.5	34.8	38.2	0	0	0	0	36.5	0	36.5
14 - 15	38.8	37.3	38.4	0	0	0	0	38.17	0	38.17
15 - 16	38.2	38.7	36.2	0	0	0	0	37.7	0	37.7
16 - 17	37.5	38.2	38.4	0	0	0	0	38.03	0	38.03
17 - 18	38.7	38.9	38.5	0	0	0	0	38.7	0	38.7
18 - 19	38.8	40.8	43.3	0	0	0	0	40.97	0	40.97
19 - 20	40	42.1	40.6	0	0	0	0	40.9	0	40.9
20 - 21	36.7	42.5	39.5	0	0	0	0	39.57	0	39.57
21 - 22	47.5	40	44	0	0	0	0	43.83	0	43.83
22 - 23	40	33.8	43.3	0	0	0	0	39.03	0	39.03
23 - 24	37.5	47.5	40	0	0	0	0	41.67	0	41.67
Totals	871.7	860	865.4	263.5	0	0	0			
% of Total	30.47%	30.06%	30.25%	9.21%	0%	0%	0%			

	08/04/2024	to	14/04/2024							
	Monday	Tuesday	Wednesday	Thursday	Friday	Saturday	Sunday	Week	Weekend	Week Day 85%
Hour	08/04/2024	09/04/2024	10/04/2024	11/04/2024	12/04/2024	13/04/2024	14/04/2024	Day Avg	Avg	Avg Speed
0 - 1	0	0	0	0	0	0	0	0	0	0
1 - 2	0	0	0	0	0	0	0	0	0	0
2 - 3	0	0	0	0	0	0	0	0	0	0
3 - 4	0	0	0	0	0	0	0	0	0	0
4 - 5	0	0	0	0	0	0	0	0	0	0
5 - 6	0	0	0	0	0	0	0	0	0	0
6 - 7	0	0	0	0	0	0	0	0	0	0
7 - 8	0	0	0	0	0	0	0	0	0	0
8 - 9	0	0	0	0	0	0	0	0	0	0
9 - 10	0	0	0	0	0	0	0	0	0	0
10 - 11	0	0	0	0	0	0	0	0	0	0
11 - 12	0	0	0	0	0	0	0	0	0	0
12 - 13	0	0	0	0	0	0	0	0	0	0
13 - 14	0	0	0	0	0	0	0	0	0	0
14 - 15	0	0	0	0	0	0	0	0	0	0
15 - 16	0	0	0	0	0	0	0	0	0	0
16 - 17	0	0	0	0	0	0	0	0	0	0
17 - 18	0	0	0	0	0	0	0	0	0	0
18 - 19	0	0	0	0	0	0	0	0	0	0
19 - 20	0	0	0	0	0	0	0	0	0	0
20 - 21	0	0	0	0	0	0	0	0	0	0
21 - 22	0	0	0	0	0	0	0	0	0	0
22 - 23	0	0	0	0	0	0	0	0	0	0
23 - 24	0	0	0	0	0	0	0	0	0	0
Totals	0	0	0	0	0	0	0			
% of Total	0%	0%	0%	0%	0%	0%	0%			

	15/04/2024	to	21/04/2024							
	Monday	Tuesday	Wednesday	Thursday	Friday	Saturday	Sunday	Week	Weekend	Week Day 85%
Hour	15/04/2024	16/04/2024	17/04/2024	18/04/2024	19/04/2024	20/04/2024	21/04/2024	Day Avg	Avg	Avg Speed
0 - 1	0	0	0	0	0	0	0	0	0	0
1 - 2	0	0	0	0	0	0	0	0	0	0
2 - 3	0	0	0	0	0	0	0	0	0	0
3 - 4	0	0	0	0	0	0	0	0	0	0
4 - 5	0	0	0	0	0	0	0	0	0	0
5 - 6	0	0	0	0	0	0	0	0	0	0
6 - 7	0	0	0	0	0	0	0	0	0	0
7 - 8	0	0	0	0	0	0	0	0	0	0
8 - 9	0	0	0	0	0	0	0	0	0	0
9 - 10	0	0	0	0	0	0	0	0	0	0
10 - 11	0	0	0	0	0	0	0	0	0	0
11 - 12	0	0	0	0	0	0	0	0	0	0
12 - 13	0	0	0	0	0	0	0	0	0	0
13 - 14	0	0	0	0	0	0	0	0	0	0
14 - 15	0	0	0	0	0	0	0	0	0	0
15 - 16	0	0	0	0	0	0	0	0	0	0
16 - 17	0	0	0	0	0	0	0	0	0	0
17 - 18	0	0	0	0	0	0	0	0	0	0
18 - 19	0	0	0	0	0	0	0	0	0	0
19 - 20	0	0	0	0	0	0	0	0	0	0
20 - 21	0	0	0	0	0	0	0	0	0	0
21 - 22	0	0	0	0	0	0	0	0	0	0
22 - 23	0	0	0	0	0	0	0	0	0	0
23 - 24	0	0	0	0	0	0	0	0	0	0
Totals	0	0	0	0	0	0	0			
% of Total	0%	0%	0%	0%	0%	0%	0%			

	22/04/2024	to	28/04/2024							
	Monday	Tuesday	Wednesday	Thursday	Friday	Saturday	Sunday	Week	Weekend	Week Day 85%
Hour	22/04/2024	23/04/2024	24/04/2024	25/04/2024	26/04/2024	27/04/2024	28/04/2024	Day Avg	Avg	Avg Speed
0 - 1	0	0	0	0	0	0	0	0	0	0
1 - 2	0	0	0	0	0	0	0	0	0	0
2 - 3	0	0	0	0	0	0	0	0	0	0
3 - 4	0	0	0	0	0	0	0	0	0	0
4 - 5	0	0	0	0	0	0	0	0	0	0
5 - 6	0	0	0	0	0	0	0	0	0	0
6 - 7	0	0	0	0	0	0	0	0	0	0
7 - 8	0	0	0	0	0	0	0	0	0	0
8 - 9	0	0	0	0	0	0	0	0	0	0
9 - 10	0	0	0	0	0	0	0	0	0	0
10 - 11	0	0	0	0	0	0	0	0	0	0
11 - 12	0	0	0	0	0	0	0	0	0	0
12 - 13	0	0	0	0	0	0	0	0	0	0
13 - 14	0	0	0	0	0	0	0	0	0	0
14 - 15	0	0	0	0	0	0	0	0	0	0
15 - 16	0	0	0	0	0	0	0	0	0	0
16 - 17	0	0	0	0	0	0	0	0	0	0
17 - 18	0	0	0	0	0	0	0	0	0	0
18 - 19	0	0	0	0	0	0	0	0	0	0
19 - 20	0	0	0	0	0	0	0	0	0	0
20 - 21	0	0	0	0	0	0	0	0	0	0
21 - 22	0	0	0	0	0	0	0	0	0	0
22 - 23	0	0	0	0	0	0	0	0	0	0
23 - 24	0	0	0	0	0	0	0	0	0	0
Totals	0	0	0	0	0	0	0			
% of Total	0%	0%	0%	0%	0%	0%	0%			

Incoming Weekly EightyFifthSpeeds
 Tue22Aug24
 SAM 9640

from Thu-Mar-21-2024-01-00-PM to Thu-Aug-22-2024-08-59-PM

	29/04/2024	to	05/05/2024							
	Monday	Tuesday	Wednesday	Thursday	Friday	Saturday	Sunday	Week	Weekend	Week Day 85%
Hour	29/04/2024	30/04/2024	01/05/2024	02/05/2024	03/05/2024	04/05/2024	05/05/2024	Day Avg	Avg	Avg Speed
0 - 1	0	0	0	0	43.3	40	35	43.3	37.5	43.3
1 - 2	0	0	0	0	40	40	40	40	40	40
2 - 3	0	0	0	0	50	40	40	50	40	50
3 - 4	0	0	0	0	50	0	0	50	0	50
4 - 5	0	0	0	0	0	0	0	0	0	0
5 - 6	0	0	0	0	55	50	40	55	45	55
6 - 7	0	0	0	0	47.5	44	52.5	47.5	48.25	47.5
7 - 8	0	0	0	0	43.5	42.5	41.7	43.5	42.1	43.5
8 - 9	0	0	0	0	39.8	40.9	43	39.8	41.95	39.8
9 - 10	0	0	0	0	37.9	36.1	40	37.9	38.05	37.9
10 - 11	0	0	0	0	36.5	35.9	37.6	36.5	36.75	36.5
11 - 12	0	0	0	0	38.8	37.7	38.5	38.8	38.1	38.8
12 - 13	0	0	0	0	38.4	38	38.8	38.4	38.4	38.4
13 - 14	0	0	0	0	35	37.2	38.8	35	38	35
14 - 15	0	0	0	0	37.2	38.3	39.4	37.2	38.85	37.2
15 - 16	0	0	0	0	36.1	38.9	39.8	36.1	39.35	36.1
16 - 17	0	0	0	38.8	38.8	37.2	39	38.8	38.1	38.8
17 - 18	0	0	0	42.5	37.3	40.8	40.6	39.9	40.7	39.9
18 - 19	0	0	0	41.1	38.8	41.7	42.9	39.95	42.3	39.95
19 - 20	0	0	0	45	41.4	38.6	41	43.2	39.8	43.2
20 - 21	0	0	0	45	38	40	39.5	41.5	39.75	41.5
21 - 22	0	0	0	37	38.6	40	37.5	37.8	38.75	37.8
22 - 23	0	0	0	43	40	42.9	42.5	41.5	42.7	41.5
23 - 24	0	0	0	40	42.5	44	45	41.25	44.5	41.25
Totals	0	0	0	332.4	944.4	884.7	893.1			
% of Total	0%	0%	0%	10.88%	30.92%	28.96%	29.24%			

Incoming Weekly EightyFifthSpeeds
 Tue22Aug24
 SAM 9640

from Thu-Mar-21-2024-01-00-PM to Thu-Aug-22-2024-08-59-PM

	06/05/2024	to	12/05/2024							
	Monday	Tuesday	Wednesday	Thursday	Friday	Saturday	Sunday	Week	Weekend	Week Day 85%
Hour	06/05/2024	07/05/2024	08/05/2024	09/05/2024	10/05/2024	11/05/2024	12/05/2024	Day Avg	Avg	Avg Speed
0 - 1	40	35	40	42.5	45	52.5	40	40.5	46.25	40.5
1 - 2	40	35	0	40	35	45	40	37.5	42.5	37.5
2 - 3	0	40	0	40	40	55	50	40	52.5	40
3 - 4	30	55	0	0	50	45	30	45	37.5	45
4 - 5	35	0	45	0	0	40	0	40	40	40
5 - 6	0	55	50	45	52.5	46	50	50.62	48	50.62
6 - 7	45	47.5	45	50	45	40	47.5	46.5	43.75	46.5
7 - 8	43.8	43.8	41.8	40.9	42.5	44.3	43	42.56	43.65	42.56
8 - 9	44.4	39.4	38.3	39	38.8	43.1	42.5	39.98	42.8	39.98
9 - 10	39.7	36.8	37.5	37.4	37.6	39.5	39.4	37.8	39.45	37.8
10 - 11	38.3	37.1	38.6	35.6	36	37.3	37.3	37.12	37.3	37.12
11 - 12	35.9	38.3	38.2	38.3	37.6	38.8	37.6	37.66	38.2	37.66
12 - 13	39	38.5	38	38.2	38.4	37.9	37.6	38.42	37.75	38.42
13 - 14	37.4	37.3	38.6	38.9	38	37.8	39	38.04	38.4	38.04
14 - 15	38.4	39.7	37.3	37.2	38.6	36.4	39.3	38.24	37.85	38.24
15 - 16	39.2	38	38.7	38	39.1	40.3	41.7	38.6	41	38.6
16 - 17	38.5	38.1	38.8	40	38.8	40.7	41.2	38.84	40.95	38.84
17 - 18	39.7	39.5	41.5	40.6	41.1	39.6	43.8	40.48	41.7	40.48
18 - 19	42.5	38.8	43.9	42.1	43	43.9	43.5	42.06	43.7	42.06
19 - 20	40	41.2	41.7	44	42.8	41.2	39.5	41.94	40.35	41.94
20 - 21	39.3	39.1	43.2	45	41.7	46	42.5	41.66	44.25	41.66
21 - 22	40	39.5	38.8	42.5	45	42.5	36.7	41.16	39.6	41.16
22 - 23	52.5	40	45	43.3	41.2	39.4	40	44.4	39.7	44.4
23 - 24	40	45	40	45	45	40	32.5	43	36.25	43
Totals	878.6	937.6	859.9	903.5	952.7	1012.2	934.6			
% of Total	13.56%	14.47%	13.27%	13.94%	14.7%	15.62%	14.42%			

Incoming Weekly EightyFifthSpeeds
 Tue22Aug24
 SAM 9640

from Thu-Mar-21-2024-01-00-PM to Thu-Aug-22-2024-08-59-PM

	13/05/2024	to	19/05/2024							
	Monday	Tuesday	Wednesday	Thursday	Friday	Saturday	Sunday	Week	Weekend	Week Day 85%
Hour	13/05/2024	14/05/2024	15/05/2024	16/05/2024	17/05/2024	18/05/2024	19/05/2024	Day Avg	Avg	Avg Speed
0 - 1	40	43.3	42.5	40	47.5	42.5	45	42.66	43.75	42.66
1 - 2	35	37.5	40	38.8	35	35	45	37.26	40	37.26
2 - 3	35	0	35	0	60	40	45	43.33	42.5	43.33
3 - 4	40	50	0	0	40	40	60	43.33	50	43.33
4 - 5	0	0	0	0	40	0	0	40	0	40
5 - 6	45	55	45	50	60	45	45	51	45	51
6 - 7	43.3	48.3	45	43.3	48.8	46.2	45	45.74	45.6	45.74
7 - 8	41.5	44.1	43.5	43.8	42.2	43.8	43.3	43.02	43.55	43.02
8 - 9	39.4	37.9	37.7	38.9	40.3	39.8	39.6	38.84	39.7	38.84
9 - 10	38.6	38.6	35.4	38.8	38.3	37.1	42.7	37.94	39.9	37.94
10 - 11	37.1	37.9	38.8	38.5	38	35.3	39.4	38.06	37.35	38.06
11 - 12	36.2	35.9	38	35	36.9	36.7	37.6	36.4	37.15	36.4
12 - 13	38.4	38.7	38.2	37.3	38.3	36.4	39	38.18	37.7	38.18
13 - 14	37.4	38.9	38.2	36.7	36.7	38.2	37.9	37.58	38.05	37.58
14 - 15	37.5	36.7	39.3	36.6	37.4	36.8	38.1	37.5	37.45	37.5
15 - 16	37.4	38	38.4	38.8	37.4	39.6	38.6	38	39.1	38
16 - 17	38.6	38.8	39.6	37.4	38.2	40.8	40.6	38.52	40.7	38.52
17 - 18	40.4	39.3	39.8	40.4	39.7	41.7	40.8	39.92	41.25	39.92
18 - 19	42.7	41.2	41.1	40	40.6	45	43.8	41.12	44.4	41.12
19 - 20	42.1	42.5	41.7	40	44.4	42.2	46.7	42.14	44.45	42.14
20 - 21	43.8	43.3	40	42.5	43.3	43.8	39.2	42.58	41.5	42.58
21 - 22	40	41	41.2	45	40	40	41.7	41.44	40.85	41.44
22 - 23	45	40	44.3	40	41.7	45	40	42.2	42.5	42.2
23 - 24	40	33.3	42.5	43.3	52.5	38.8	35	42.32	36.9	42.32
Totals	914.4	900.2	885.2	845.1	1017.2	929.7	969			
% of Total	14.15%	13.93%	13.7%	13.08%	15.74%	14.39%	15%			

Incoming Weekly EightyFifthSpeeds
 Tue22Aug24
 SAM 9640

from Thu-Mar-21-2024-01-00-PM to Thu-Aug-22-2024-08-59-PM

	20/05/2024	to	26/05/2024							
	Monday	Tuesday	Wednesday	Thursday	Friday	Saturday	Sunday	Week	Weekend	Week Day 85%
Hour	20/05/2024	21/05/2024	22/05/2024	23/05/2024	24/05/2024	25/05/2024	26/05/2024	Day Avg	Avg	Avg Speed
0 - 1	45	45	43.3	40	45	50	40	43.66	45	43.66
1 - 2	40	30	35	30	35	47.5	45	34	46.25	34
2 - 3	30	37.5	47.5	40	0	35	35	38.75	35	38.75
3 - 4	0	0	40	45	0	45	0	42.5	45	42.5
4 - 5	0	0	10	50	50	45	0	36.67	45	36.67
5 - 6	45	55	35	52.5	52.5	45	40	48	42.5	48
6 - 7	40	46.2	36.4	43.8	41.2	50	40	41.52	45	41.52
7 - 8	45	42.7	40.7	41.1	43.5	46.7	40	42.6	43.35	42.6
8 - 9	38.6	37.2	36.1	37.5	39.4	41.7	40	37.76	40.85	37.76
9 - 10	37.3	40	35.7	37.2	38	41.4	41.7	37.64	41.55	37.64
10 - 11	37.8	37.6	34.5	37.5	36.5	36.7	38.5	36.78	37.6	36.78
11 - 12	35.9	36.3	34.6	35.6	37.6	35	37.6	36	36.3	36
12 - 13	37.5	37.8	37	38	36.4	38.8	38.1	37.34	38.45	37.34
13 - 14	37.3	38.8	39.2	35	38.5	37.5	37.8	37.76	37.65	37.76
14 - 15	39	37.6	35.9	37.6	38.5	35.9	35.4	37.72	35.65	37.72
15 - 16	37.5	38.3	37.8	37.2	39.1	37.1	38.4	37.98	37.75	37.98
16 - 17	38.9	37.6	39.1	38.9	37.6	38	39.8	38.42	38.9	38.42
17 - 18	39.8	40	40.4	38.8	39.8	36.4	36.9	39.76	36.65	39.76
18 - 19	40.6	41.2	40	39.7	42.8	39.2	42.3	40.86	40.75	40.86
19 - 20	42.5	39.1	38.9	43.1	43.8	41.2	41	41.48	41.1	41.48
20 - 21	41.2	42.5	43.1	42.8	41.4	41	45	42.2	43	42.2
21 - 22	36.2	41.2	39	40	38.1	38.1	41.7	38.9	39.9	38.9
22 - 23	37.5	40	38.3	44.3	40	40	40	40.02	40	40.02
23 - 24	35	40	37.5	46.7	45	37.5	40	40.84	38.75	40.84
Totals	857.6	881.6	895	972.3	899.7	979.7	874.2			
% of Total	13.48%	13.86%	14.07%	15.29%	14.15%	15.4%	13.75%			

	27/05/2024	to	02/06/2024							
	Monday	Tuesday	Wednesday	Thursday	Friday	Saturday	Sunday	Week	Weekend	Week Day 85%
Hour	27/05/2024	28/05/2024	29/05/2024	30/05/2024	31/05/2024	01/06/2024	02/06/2024	Day Avg	Avg	Avg Speed
0 - 1	37.5	0	0	0	0	0	0	37.5	0	37.5
1 - 2	40	0	0	0	0	0	0	40	0	40
2 - 3	45	0	0	0	0	0	0	45	0	45
3 - 4	0	0	0	0	0	0	0	0	0	0
4 - 5	0	0	0	0	0	0	0	0	0	0
5 - 6	50	0	0	0	0	0	0	50	0	50
6 - 7	45	0	0	0	0	0	0	45	0	45
7 - 8	40	0	0	0	0	0	0	40	0	40
8 - 9	41.8	0	0	0	0	0	0	41.8	0	41.8
9 - 10	39.6	0	0	0	0	0	0	39.6	0	39.6
10 - 11	37.4	0	0	0	0	0	0	37.4	0	37.4
11 - 12	37	0	0	0	0	0	0	37	0	37
12 - 13	37.9	0	0	0	0	0	0	37.9	0	37.9
13 - 14	38.4	0	0	0	0	0	0	38.4	0	38.4
14 - 15	38.1	0	0	0	0	0	0	38.1	0	38.1
15 - 16	39.3	0	0	0	0	0	0	39.3	0	39.3
16 - 17	39.1	0	0	0	0	0	0	39.1	0	39.1
17 - 18	39.7	0	0	0	0	0	0	39.7	0	39.7
18 - 19	42.2	0	0	0	0	0	0	42.2	0	42.2
19 - 20	39.1	0	0	0	0	0	0	39.1	0	39.1
20 - 21	41.2	0	0	0	0	0	0	41.2	0	41.2
21 - 22	38.6	0	0	0	0	0	0	38.6	0	38.6
22 - 23	43.3	0	0	0	0	0	0	43.3	0	43.3
23 - 24	42.5	0	0	0	0	0	0	42.5	0	42.5
Totals	892.7	0	0	0	0	0	0			
% of Total	100%	0%	0%	0%	0%	0%	0%			

	03/06/2024	to	09/06/2024							
	Monday	Tuesday	Wednesday	Thursday	Friday	Saturday	Sunday	Week	Weekend	Week Day 85%
Hour	03/06/2024	04/06/2024	05/06/2024	06/06/2024	07/06/2024	08/06/2024	09/06/2024	Day Avg	Avg	Avg Speed
0 - 1	0	0	0	0	0	0	0	0	0	0
1 - 2	0	0	0	0	0	0	0	0	0	0
2 - 3	0	0	0	0	0	0	0	0	0	0
3 - 4	0	0	0	0	0	0	0	0	0	0
4 - 5	0	0	0	0	0	0	0	0	0	0
5 - 6	0	0	0	0	0	0	0	0	0	0
6 - 7	0	0	0	0	0	0	0	0	0	0
7 - 8	0	0	0	0	0	0	0	0	0	0
8 - 9	0	0	0	0	0	0	0	0	0	0
9 - 10	0	0	0	0	0	0	0	0	0	0
10 - 11	0	0	0	0	0	0	0	0	0	0
11 - 12	0	0	0	0	0	0	0	0	0	0
12 - 13	0	0	0	0	0	0	0	0	0	0
13 - 14	0	0	0	0	0	0	0	0	0	0
14 - 15	0	0	0	0	0	0	0	0	0	0
15 - 16	0	0	0	0	0	0	0	0	0	0
16 - 17	0	0	0	0	0	0	0	0	0	0
17 - 18	0	0	0	0	0	0	0	0	0	0
18 - 19	0	0	0	0	0	0	0	0	0	0
19 - 20	0	0	0	0	0	0	0	0	0	0
20 - 21	0	0	0	0	0	0	0	0	0	0
21 - 22	0	0	0	0	0	0	0	0	0	0
22 - 23	0	0	0	0	0	0	0	0	0	0
23 - 24	0	0	0	0	0	0	0	0	0	0
Totals	0	0	0	0	0	0	0			
% of Total	0%	0%	0%	0%	0%	0%	0%			

	10/06/2024	to	16/06/2024							
	Monday	Tuesday	Wednesday	Thursday	Friday	Saturday	Sunday	Week	Weekend	Week Day 85%
Hour	10/06/2024	11/06/2024	12/06/2024	13/06/2024	14/06/2024	15/06/2024	16/06/2024	Day Avg	Avg	Avg Speed
0 - 1	0	0	0	0	0	0	0	0	0	0
1 - 2	0	0	0	0	0	0	0	0	0	0
2 - 3	0	0	0	0	0	0	0	0	0	0
3 - 4	0	0	0	0	0	0	0	0	0	0
4 - 5	0	0	0	0	0	0	0	0	0	0
5 - 6	0	0	0	0	0	0	0	0	0	0
6 - 7	0	0	0	0	0	0	0	0	0	0
7 - 8	0	0	0	0	0	0	0	0	0	0
8 - 9	0	0	0	0	0	0	0	0	0	0
9 - 10	0	0	0	0	0	0	0	0	0	0
10 - 11	0	0	0	0	0	0	0	0	0	0
11 - 12	0	0	0	0	0	0	0	0	0	0
12 - 13	0	0	0	0	0	0	0	0	0	0
13 - 14	0	0	0	0	0	0	0	0	0	0
14 - 15	0	0	0	0	0	0	0	0	0	0
15 - 16	0	0	0	0	0	0	0	0	0	0
16 - 17	0	0	0	0	0	0	0	0	0	0
17 - 18	0	0	0	0	0	0	0	0	0	0
18 - 19	0	0	0	0	0	0	0	0	0	0
19 - 20	0	0	0	0	0	0	0	0	0	0
20 - 21	0	0	0	0	0	0	0	0	0	0
21 - 22	0	0	0	0	0	0	0	0	0	0
22 - 23	0	0	0	0	0	0	0	0	0	0
23 - 24	0	0	0	0	0	0	0	0	0	0
Totals	0	0	0	0	0	0	0			
% of Total	0%	0%	0%	0%	0%	0%	0%			

	17/06/2024	to	23/06/2024							
	Monday	Tuesday	Wednesday	Thursday	Friday	Saturday	Sunday	Week	Weekend	Week Day 85%
Hour	17/06/2024	18/06/2024	19/06/2024	20/06/2024	21/06/2024	22/06/2024	23/06/2024	Day Avg	Avg	Avg Speed
0 - 1	0	0	0	0	0	0	0	0	0	0
1 - 2	0	0	0	0	0	0	0	0	0	0
2 - 3	0	0	0	0	0	0	0	0	0	0
3 - 4	0	0	0	0	0	0	0	0	0	0
4 - 5	0	0	0	0	0	0	0	0	0	0
5 - 6	0	0	0	0	0	0	0	0	0	0
6 - 7	0	0	0	0	0	0	0	0	0	0
7 - 8	0	0	0	0	0	0	0	0	0	0
8 - 9	0	0	0	0	0	0	0	0	0	0
9 - 10	0	0	0	0	0	0	0	0	0	0
10 - 11	0	0	0	0	0	0	0	0	0	0
11 - 12	0	0	0	0	0	0	0	0	0	0
12 - 13	0	0	0	0	0	0	0	0	0	0
13 - 14	0	0	0	0	0	0	0	0	0	0
14 - 15	0	0	0	0	0	0	0	0	0	0
15 - 16	0	0	0	0	0	0	0	0	0	0
16 - 17	0	0	0	0	0	0	0	0	0	0
17 - 18	0	0	0	0	0	0	0	0	0	0
18 - 19	0	0	0	0	0	0	0	0	0	0
19 - 20	0	0	0	0	0	0	0	0	0	0
20 - 21	0	0	0	0	0	0	0	0	0	0
21 - 22	0	0	0	0	0	0	0	0	0	0
22 - 23	0	0	0	0	0	0	0	0	0	0
23 - 24	0	0	0	0	0	0	0	0	0	0
Totals	0	0	0	0	0	0	0			
% of Total	0%	0%	0%	0%	0%	0%	0%			

	24/06/2024	to	30/06/2024							
	Monday	Tuesday	Wednesday	Thursday	Friday	Saturday	Sunday	Week	Weekend	Week Day 85%
Hour	24/06/2024	25/06/2024	26/06/2024	27/06/2024	28/06/2024	29/06/2024	30/06/2024	Day Avg	Avg	Avg Speed
0 - 1	0	0	0	0	0	0	0	0	0	0
1 - 2	0	0	0	0	0	0	0	0	0	0
2 - 3	0	0	0	0	0	0	0	0	0	0
3 - 4	0	0	0	0	0	0	0	0	0	0
4 - 5	0	0	0	0	0	0	0	0	0	0
5 - 6	0	0	0	0	0	0	0	0	0	0
6 - 7	0	0	0	0	0	0	0	0	0	0
7 - 8	0	0	0	0	0	0	0	0	0	0
8 - 9	0	0	0	0	0	0	0	0	0	0
9 - 10	0	0	0	0	0	0	0	0	0	0
10 - 11	0	0	0	0	0	0	0	0	0	0
11 - 12	0	0	0	0	0	0	0	0	0	0
12 - 13	0	0	0	0	0	0	0	0	0	0
13 - 14	0	0	0	0	0	0	0	0	0	0
14 - 15	0	0	0	0	0	0	0	0	0	0
15 - 16	0	0	0	0	0	0	0	0	0	0
16 - 17	0	0	0	0	0	0	0	0	0	0
17 - 18	0	0	0	0	0	0	0	0	0	0
18 - 19	0	0	0	0	0	0	0	0	0	0
19 - 20	0	0	0	0	0	0	0	0	0	0
20 - 21	0	0	0	0	0	0	0	0	0	0
21 - 22	0	0	0	0	0	0	0	0	0	0
22 - 23	0	0	0	0	0	0	0	0	0	0
23 - 24	0	0	0	0	0	0	0	0	0	0
Totals	0	0	0	0	0	0	0			
% of Total	0%	0%	0%	0%	0%	0%	0%			

	01/07/2024	to	07/07/2024							
	Monday	Tuesday	Wednesday	Thursday	Friday	Saturday	Sunday	Week	Weekend	Week Day 85%
Hour	01/07/2024	02/07/2024	03/07/2024	04/07/2024	05/07/2024	06/07/2024	07/07/2024	Day Avg	Avg	Avg Speed
0 - 1	0	0	0	0	0	0	0	0	0	0
1 - 2	0	0	0	0	0	0	0	0	0	0
2 - 3	0	0	0	0	0	0	0	0	0	0
3 - 4	0	0	0	0	0	0	0	0	0	0
4 - 5	0	0	0	0	0	0	0	0	0	0
5 - 6	0	0	0	0	0	0	0	0	0	0
6 - 7	0	0	0	0	0	0	0	0	0	0
7 - 8	0	0	0	0	0	0	0	0	0	0
8 - 9	0	0	0	0	0	0	0	0	0	0
9 - 10	0	0	0	0	0	0	0	0	0	0
10 - 11	0	0	0	0	0	0	0	0	0	0
11 - 12	0	0	0	0	0	0	0	0	0	0
12 - 13	0	0	0	0	0	0	0	0	0	0
13 - 14	0	0	0	0	0	0	0	0	0	0
14 - 15	0	0	0	0	0	0	0	0	0	0
15 - 16	0	0	0	0	0	0	0	0	0	0
16 - 17	0	0	0	0	0	0	0	0	0	0
17 - 18	0	0	0	0	0	0	0	0	0	0
18 - 19	0	0	0	0	0	0	0	0	0	0
19 - 20	0	0	0	0	0	0	0	0	0	0
20 - 21	0	0	0	0	0	0	0	0	0	0
21 - 22	0	0	0	0	0	0	0	0	0	0
22 - 23	0	0	0	0	0	0	0	0	0	0
23 - 24	0	0	0	0	0	0	0	0	0	0
Totals	0	0	0	0	0	0	0			
% of Total	0%	0%	0%	0%	0%	0%	0%			

	08/07/2024	to	14/07/2024							
	Monday	Tuesday	Wednesday	Thursday	Friday	Saturday	Sunday	Week	Weekend	Week Day 85%
Hour	08/07/2024	09/07/2024	10/07/2024	11/07/2024	12/07/2024	13/07/2024	14/07/2024	Day Avg	Avg	Avg Speed
0 - 1	0	0	0	0	0	0	0	0	0	0
1 - 2	0	0	0	0	0	0	0	0	0	0
2 - 3	0	0	0	0	0	0	0	0	0	0
3 - 4	0	0	0	0	0	0	0	0	0	0
4 - 5	0	0	0	0	0	0	0	0	0	0
5 - 6	0	0	0	0	0	0	0	0	0	0
6 - 7	0	0	0	0	0	0	0	0	0	0
7 - 8	0	0	0	0	0	0	0	0	0	0
8 - 9	0	0	0	0	0	0	0	0	0	0
9 - 10	0	0	0	0	0	0	0	0	0	0
10 - 11	0	0	0	0	0	0	0	0	0	0
11 - 12	0	0	0	0	0	0	0	0	0	0
12 - 13	0	0	0	0	0	0	0	0	0	0
13 - 14	0	0	0	0	0	0	0	0	0	0
14 - 15	0	0	0	0	0	0	0	0	0	0
15 - 16	0	0	0	0	0	0	0	0	0	0
16 - 17	0	0	0	0	0	0	0	0	0	0
17 - 18	0	0	0	0	0	0	0	0	0	0
18 - 19	0	0	0	0	0	0	0	0	0	0
19 - 20	0	0	0	0	0	0	0	0	0	0
20 - 21	0	0	0	0	0	0	0	0	0	0
21 - 22	0	0	0	0	0	0	0	0	0	0
22 - 23	0	0	0	0	0	0	0	0	0	0
23 - 24	0	0	0	0	0	0	0	0	0	0
Totals	0	0	0	0	0	0	0			
% of Total	0%	0%	0%	0%	0%	0%	0%			

Incoming Weekly EightyFifthSpeeds
 Tue22Aug24
 SAM 9640

from Thu-Mar-21-2024-01-00-PM to Thu-Aug-22-2024-08-59-PM

	15/07/2024	to	21/07/2024							
	Monday	Tuesday	Wednesday	Thursday	Friday	Saturday	Sunday	Week	Weekend	Week Day 85%
Hour	15/07/2024	16/07/2024	17/07/2024	18/07/2024	19/07/2024	20/07/2024	21/07/2024	Day Avg	Avg	Avg Speed
0 - 1	0	0	35	50	45	45	40	43.33	42.5	43.33
1 - 2	0	0	0	0	0	35	35	0	35	0
2 - 3	0	0	0	0	0	45	45	0	45	0
3 - 4	0	0	0	0	0	35	50	0	42.5	0
4 - 5	0	0	40	45	47.5	50	30	44.17	40	44.17
5 - 6	0	0	40	60	55	45	40	51.67	42.5	51.67
6 - 7	0	0	47.5	41.7	46.7	48.8	42.5	45.3	45.65	45.3
7 - 8	0	0	43.8	44.7	43.8	41.7	40	44.1	40.85	44.1
8 - 9	0	0	39.2	40.9	39.7	40.8	39.5	39.93	40.15	39.93
9 - 10	0	0	36.9	38.8	38.4	39.6	38.8	38.03	39.2	38.03
10 - 11	0	0	37.9	38.1	37.8	38.1	38.1	37.93	38.1	37.93
11 - 12	0	40	36.4	36.8	38.3	36.7	36.8	37.88	36.75	37.88
12 - 13	0	37.2	37.1	37.7	37.1	38	38.8	37.28	38.4	37.28
13 - 14	0	38.5	39.1	36.8	38.9	37.9	37.9	38.32	37.9	38.32
14 - 15	0	37.4	37.5	37.4	38.5	39.4	38.7	37.7	39.05	37.7
15 - 16	0	39.5	39.1	38.6	37.8	39.6	38.5	38.75	39.05	38.75
16 - 17	0	41	42.3	38.1	39.4	37.6	39.3	40.2	38.45	40.2
17 - 18	0	39.8	40.4	39.1	40.5	42.1	39.2	39.95	40.65	39.95
18 - 19	0	39.1	42.3	41.9	41.4	44.5	38.9	41.18	41.7	41.18
19 - 20	0	40	44.5	42.2	40	42.5	40	41.68	41.25	41.68
20 - 21	0	42.5	42.5	41.7	40	44.2	43.3	41.68	43.75	41.68
21 - 22	0	42.5	40	41.7	39	38.6	37.5	40.8	38.05	40.8
22 - 23	0	45	40	42.9	40	43.8	45	41.98	44.4	41.98
23 - 24	0	35	35	35	42.5	45	43.3	36.88	44.15	36.88
Totals	0	517.5	836.5	869.1	867.3	993.9	956.1			
% of Total	0%	10.27%	16.6%	17.24%	17.21%	19.72%	18.97%			

Incoming Weekly EightyFifthSpeeds
 Tue22Aug24
 SAM 9640

from Thu-Mar-21-2024-01-00-PM to Thu-Aug-22-2024-08-59-PM

	22/07/2024	to	28/07/2024							
	Monday	Tuesday	Wednesday	Thursday	Friday	Saturday	Sunday	Week	Weekend	Week Day 85%
Hour	22/07/2024	23/07/2024	24/07/2024	25/07/2024	26/07/2024	27/07/2024	28/07/2024	Day Avg	Avg	Avg Speed
0 - 1	40	47.5	0	35	30	37.5	37.5	38.12	37.5	38.12
1 - 2	40	0	65	0	40	0	40	48.33	40	48.33
2 - 3	40	35	40	50	0	40	35	41.25	37.5	41.25
3 - 4	0	50	40	0	50	35	0	46.67	35	46.67
4 - 5	0	55	0	50	45	60	35	50	47.5	50
5 - 6	45	55	50	55	45	55	45	50	50	50
6 - 7	45	44.3	47	45	48	47.5	41.7	45.86	44.6	45.86
7 - 8	44	42.1	44.2	43.1	44.4	42.5	45	43.56	43.75	43.56
8 - 9	41.1	37.8	37.9	39.4	41.4	39.4	42.5	39.52	40.95	39.52
9 - 10	37	38.3	38.5	40	39.1	39.8	41.7	38.58	40.75	38.58
10 - 11	38	37.6	35.7	38	39	38.3	38.1	37.66	38.2	37.66
11 - 12	38.2	37.4	35.6	39.1	37.9	38.2	37.4	37.64	37.8	37.64
12 - 13	37	37.8	38.4	37	37.6	39.5	37.6	37.56	38.55	37.56
13 - 14	37.3	37.5	37.9	38.1	38	38.7	39.1	37.76	38.9	37.76
14 - 15	38.2	36.6	37.3	37.7	34.8	38.7	38.1	36.92	38.4	36.92
15 - 16	39	37.6	36.2	38.1	37	39.1	37.4	37.58	38.25	37.58
16 - 17	38.3	40.4	38.2	38.1	39	37.7	39.7	38.8	38.7	38.8
17 - 18	38.9	40.4	39.3	39.4	39.7	39.4	41.8	39.54	40.6	39.54
18 - 19	42.8	40.8	38.6	39	40.4	40	43.6	40.32	41.8	40.32
19 - 20	39.7	40	41.4	40.7	41.5	38.2	46	40.66	42.1	40.66
20 - 21	43.3	38.3	38.3	41.2	39	41.7	42.5	40.02	42.1	40.02
21 - 22	40	38.6	38.8	41.2	39	43.3	40	39.52	41.65	39.52
22 - 23	47.5	46.7	41.7	45	41.2	43.3	41.7	44.42	42.5	44.42
23 - 24	50	45	40	43.3	40	47.5	37.5	43.66	42.5	43.66
Totals	900.3	959.7	900	913.4	927	960.3	923.9			
% of Total	13.88%	14.8%	13.88%	14.09%	14.3%	14.81%	14.25%			

Incoming Weekly EightyFifthSpeeds
 Tue22Aug24
 SAM 9640

from Thu-Mar-21-2024-01-00-PM to Thu-Aug-22-2024-08-59-PM

	29/07/2024	to	04/08/2024							
	Monday	Tuesday	Wednesday	Thursday	Friday	Saturday	Sunday	Week	Weekend	Week Day 85%
Hour	29/07/2024	30/07/2024	31/07/2024	01/08/2024	02/08/2024	03/08/2024	04/08/2024	Day Avg	Avg	Avg Speed
0 - 1	35	40	40	45	65	42.5	40	45	41.25	45
1 - 2	0	0	50	35	35	0	40	40	40	40
2 - 3	40	0	0	40	0	35	40	40	37.5	40
3 - 4	0	55	0	0	50	0	40	52.5	40	52.5
4 - 5	50	0	50	55	45	25	30	50	27.5	50
5 - 6	42.5	60	45	50	60	50	45	51.5	47.5	51.5
6 - 7	43.3	41.7	42.5	45	48.3	47.5	42.5	44.16	45	44.16
7 - 8	45.8	43.2	48.1	44.8	44	43.6	51.2	45.18	47.4	45.18
8 - 9	40.9	41.2	39	38.5	41.2	39.8	42.5	40.16	41.15	40.16
9 - 10	38.8	38.5	39.4	39	38.3	36	37.1	38.8	36.55	38.8
10 - 11	37.8	38.1	38.2	38.5	38.7	36	38.1	38.26	37.05	38.26
11 - 12	37.2	35.3	36.3	38	37.3	35.5	38.6	36.82	37.05	36.82
12 - 13	38.5	37.7	38.3	36.7	38.3	37.1	39	37.9	38.05	37.9
13 - 14	37.6	38.2	38.7	38.6	37.5	34.8	39.2	38.12	37	38.12
14 - 15	38.7	38.9	38.3	38.1	39.5	38.4	38.2	38.7	38.3	38.7
15 - 16	39.4	39.4	39.6	40.5	39.1	39.7	39.8	39.6	39.75	39.6
16 - 17	39.4	38.9	40.4	38.9	38	39.3	38.1	39.12	38.7	39.12
17 - 18	39.8	40.6	41.8	40	39.6	40.8	39	40.36	39.9	40.36
18 - 19	44.6	40.6	40.8	41.5	42.5	42.3	40	42	41.15	42
19 - 20	40.8	42.2	39.8	39.5	43	42.5	39.5	41.06	41	41.06
20 - 21	40.8	38.3	39.4	38.8	42.5	42.5	38.8	39.96	40.65	39.96
21 - 22	42.5	39.5	40	41	41.7	38.3	41.7	40.94	40	40.94
22 - 23	41.7	46.7	40	45	44.2	43.8	42.5	43.52	43.15	43.52
23 - 24	42.5	47.5	38.8	55	40	45	40	44.76	42.5	44.76
Totals	897.6	881.5	904.4	962.4	988.7	875.4	960.8			
% of Total	13.87%	13.62%	13.98%	14.87%	15.28%	13.53%	14.85%			

Incoming Weekly EightyFifthSpeeds
 Tue22Aug24
 SAM 9640

from Thu-Mar-21-2024-01-00-PM to Thu-Aug-22-2024-08-59-PM

	05/08/2024	to	11/08/2024							
	Monday	Tuesday	Wednesday	Thursday	Friday	Saturday	Sunday	Week	Weekend	Week Day 85%
Hour	05/08/2024	06/08/2024	07/08/2024	08/08/2024	09/08/2024	10/08/2024	11/08/2024	Day Avg	Avg	Avg Speed
0 - 1	35	40	40	55	35	45	0	41	45	41
1 - 2	45	35	0	50	0	35	0	43.33	35	43.33
2 - 3	0	0	0	0	40	0	0	40	0	40
3 - 4	0	0	40	0	0	0	0	40	0	40
4 - 5	30	45	0	25	45	30	0	36.25	30	36.25
5 - 6	45	45	45	45	50	55	0	46	55	46
6 - 7	45	45	45	46.2	44.1	40	0	45.06	40	45.06
7 - 8	44.6	42.8	44.2	44.3	45.8	0	0	44.34	0	44.34
8 - 9	38.8	38.5	39.5	41.8	40.6	0	0	39.84	0	39.84
9 - 10	39	37.9	38.3	40.5	39.8	0	0	39.1	0	39.1
10 - 11	37.7	37.7	37.8	37.1	37.3	0	0	37.52	0	37.52
11 - 12	38.6	37.2	38.1	36.9	37.1	0	0	37.58	0	37.58
12 - 13	39	39.3	37.5	35.7	37.4	0	0	37.78	0	37.78
13 - 14	37.9	38.3	38.3	37.9	38.6	0	0	38.2	0	38.2
14 - 15	38.9	38	38.1	37.1	38.9	0	0	38.2	0	38.2
15 - 16	40.4	35.6	38.8	38.6	37.4	0	0	38.16	0	38.16
16 - 17	40.8	36.8	38.8	39.7	37.7	0	0	38.76	0	38.76
17 - 18	38.3	38.2	39.5	39.4	39.8	0	0	39.04	0	39.04
18 - 19	39.1	41.2	40.9	40.8	41	0	0	40.6	0	40.6
19 - 20	40.8	40	43.3	45	40.8	0	0	41.98	0	41.98
20 - 21	41.7	45	37.9	42.5	39.6	0	0	41.34	0	41.34
21 - 22	47.5	40	37.9	40	39.4	0	0	40.96	0	40.96
22 - 23	43.3	43.3	44	43	41.7	0	0	43.06	0	43.06
23 - 24	50	40	35	37.5	47.5	0	0	42	0	42
Totals	896.4	879.8	837.9	899	894.5	205	0			
% of Total	19.43%	19.07%	18.17%	19.49%	19.39%	4.44%	0%			

	12/08/2024	to	18/08/2024							
	Monday	Tuesday	Wednesday	Thursday	Friday	Saturday	Sunday	Week	Weekend	Week Day 85%
Hour	12/08/2024	13/08/2024	14/08/2024	15/08/2024	16/08/2024	17/08/2024	18/08/2024	Day Avg	Avg	Avg Speed
0 - 1	0	0	0	0	0	0	0	0	0	0
1 - 2	0	0	0	0	0	0	0	0	0	0
2 - 3	0	0	0	0	0	0	0	0	0	0
3 - 4	0	0	0	0	0	0	0	0	0	0
4 - 5	0	0	0	0	0	0	0	0	0	0
5 - 6	0	0	0	0	0	0	0	0	0	0
6 - 7	0	0	0	0	0	0	0	0	0	0
7 - 8	0	0	0	0	0	0	0	0	0	0
8 - 9	0	0	0	0	0	0	0	0	0	0
9 - 10	0	0	0	0	0	0	0	0	0	0
10 - 11	0	0	0	0	0	0	0	0	0	0
11 - 12	0	0	0	0	0	0	0	0	0	0
12 - 13	0	0	0	0	0	0	0	0	0	0
13 - 14	0	0	0	0	0	0	0	0	0	0
14 - 15	0	0	0	0	0	0	0	0	0	0
15 - 16	0	0	0	0	0	0	0	0	0	0
16 - 17	0	0	0	0	0	0	0	0	0	0
17 - 18	0	0	0	0	0	0	0	0	0	0
18 - 19	0	0	0	0	0	0	0	0	0	0
19 - 20	0	0	0	0	0	0	0	0	0	0
20 - 21	0	0	0	0	0	0	0	0	0	0
21 - 22	0	0	0	0	0	0	0	0	0	0
22 - 23	0	0	0	0	0	0	0	0	0	0
23 - 24	0	0	0	0	0	0	0	0	0	0
Totals	0	0	0	0	0	0	0			
% of Total	0%	0%	0%	0%	0%	0%	0%			

	19/08/2024	to	25/08/2024							
	Monday	Tuesday	Wednesday	Thursday	Friday	Saturday	Sunday	Week	Weekend	Week Day 85%
Hour	19/08/2024	20/08/2024	21/08/2024	22/08/2024	23/08/2024	24/08/2024	25/08/2024	Day Avg	Avg	Avg Speed
0 - 1	0	0	0	0	*	*	*	0	0	0
1 - 2	0	0	0	0	*	*	*	0	0	0
2 - 3	0	0	0	0	*	*	*	0	0	0
3 - 4	0	0	0	0	*	*	*	0	0	0
4 - 5	0	0	0	0	*	*	*	0	0	0
5 - 6	0	0	0	0	*	*	*	0	0	0
6 - 7	0	0	0	0	*	*	*	0	0	0
7 - 8	0	0	0	0	*	*	*	0	0	0
8 - 9	0	0	0	0	*	*	*	0	0	0
9 - 10	0	0	0	0	*	*	*	0	0	0
10 - 11	0	0	0	0	*	*	*	0	0	0
11 - 12	0	0	0	0	*	*	*	0	0	0
12 - 13	0	0	0	0	*	*	*	0	0	0
13 - 14	0	0	0	0	*	*	*	0	0	0
14 - 15	0	0	0	0	*	*	*	0	0	0
15 - 16	0	0	0	0	*	*	*	0	0	0
16 - 17	0	0	0	0	*	*	*	0	0	0
17 - 18	0	0	0	0	*	*	*	0	0	0
18 - 19	0	0	0	0	*	*	*	0	0	0
19 - 20	0	0	0	0	*	*	*	0	0	0
20 - 21	0	0	0	0	*	*	*	0	0	0
21 - 22	0	0	0	*	*	*	*	0	0	0
22 - 23	0	0	0	*	*	*	*	0	0	0
23 - 24	0	0	0	*	*	*	*	0	0	0
Totals	0	0	0	0	0	0	0			
% of Total	0%	0%	0%	0%	0%	0%	0%			

Incoming Monthly EightyFifthSpeeds
 Tue22Aug24
 SAM 9640

from Thu-Mar-21-2024-01-00-PM to Thu-Aug-22-2024-08-59-PM

	Mar 2024							Week	Weekend	Week Day 85%
Hour	Monday	Tuesday	Wednesday	Thursday	Friday	Saturday	Sunday	Day Avg	Avg	Avg Speed
0 - 1	50	40	9.3	40	40	42	40	35.86	41	35.86
1 - 2	47.5	35	40	40	45	38.3	35	41.5	36.65	41.5
2 - 3	60	40	35	45	40	40	38.3	44	39.15	44
3 - 4	45	45	45	35	40	0	0	42	0	42
4 - 5	0	50	0	45	45	0	0	46.67	0	46.67
5 - 6	0	35	0	45	0	45	45	40	45	40
6 - 7	50	40	45	9.5	50	50	45	38.9	47.5	38.9
7 - 8	45	40	42.9	38.5	44	38	48.8	42.08	43.4	42.08
8 - 9	43.5	39.8	43.1	41.7	43.2	41.1	42.5	42.26	41.8	42.26
9 - 10	38.4	38.2	38.3	40	38.7	39.5	39.8	38.72	39.65	38.72
10 - 11	37.3	38.9	39.4	38.1	38	37.7	39.1	38.34	38.4	38.34
11 - 12	38.4	36	38.1	37.4	37.4	35.8	37.8	37.46	36.8	37.46
12 - 13	34.9	37.7	36.6	38.6	37.5	34.9	38.1	37.06	36.5	37.06
13 - 14	36.5	35.9	37.2	36.9	38.1	37.1	38.2	36.92	37.65	36.92
14 - 15	39.3	33	37.3	38.4	37.2	37.8	37.3	37.04	37.55	37.04
15 - 16	37.5	36	37.8	36.6	38	37.9	38.1	37.18	38	37.18
16 - 17	36.8	37.2	38	37.3	37.9	38.4	36.2	37.44	37.3	37.44
17 - 18	35.7	39.2	39.2	39.5	37.6	39.1	34.8	38.24	36.95	38.24
18 - 19	37.3	41.4	38.2	38.6	37.6	39.3	39.3	38.62	39.3	38.62
19 - 20	41.7	38.9	38.6	41.1	38.5	39.7	38.6	39.76	39.15	39.76
20 - 21	42.1	38.6	38.5	41.2	39.8	41	39	40.04	40	40.04
21 - 22	38.6	12.5	36.4	38.6	41.7	38.8	39.6	33.56	39.2	33.56
22 - 23	45	32.5	42.5	39.1	41.8	38.8	43.8	40.18	41.3	40.18
23 - 24	43.8	30	50	43.1	39.5	42.9	40	41.28	41.45	41.28

Incoming Monthly EightyFifthSpeeds
 Tue22Aug24
 SAM 9640

from Thu-Mar-21-2024-01-00-PM to Thu-Aug-22-2024-08-59-PM

	Apr 2024							Week	Weekend	Week Day 85%
Hour	Monday	Tuesday	Wednesday	Thursday	Friday	Saturday	Sunday	Day Avg	Avg	Avg Speed
0 - 1	9.3	37.5	38.3	40	0	0	0	31.28	0	31.28
1 - 2	35	35	25	40	0	0	0	33.75	0	33.75
2 - 3	35	30	8.8	10	0	0	0	20.95	0	20.95
3 - 4	0	0	0	0	0	0	0	0	0	0
4 - 5	40	0	35	40	0	0	0	38.33	0	38.33
5 - 6	50	50	45	42.5	0	0	0	46.88	0	46.88
6 - 7	35	44	40	45	0	0	0	41	0	41
7 - 8	41.2	40.9	43.1	46	0	0	0	42.8	0	42.8
8 - 9	41.2	39.3	39.2	0	0	0	0	39.9	0	39.9
9 - 10	40	37.7	36	0	0	0	0	37.9	0	37.9
10 - 11	39.8	37.5	38.5	0	0	0	0	38.6	0	38.6
11 - 12	37.1	36.6	38.2	0	0	0	0	37.3	0	37.3
12 - 13	37.9	36.9	37.9	0	0	0	0	37.57	0	37.57
13 - 14	36.5	34.8	38.2	0	0	0	0	36.5	0	36.5
14 - 15	38.8	37.3	38.4	0	0	0	0	38.17	0	38.17
15 - 16	38.2	38.7	36.2	0	0	0	0	37.7	0	37.7
16 - 17	37.5	38.2	38.4	0	0	0	0	38.03	0	38.03
17 - 18	38.7	38.9	38.5	0	0	0	0	38.7	0	38.7
18 - 19	38.8	40.8	43.3	0	0	0	0	40.97	0	40.97
19 - 20	40	42.1	40.6	0	0	0	0	40.9	0	40.9
20 - 21	36.7	42.5	39.5	0	0	0	0	39.57	0	39.57
21 - 22	47.5	40	44	0	0	0	0	43.83	0	43.83
22 - 23	40	33.8	43.3	0	0	0	0	39.03	0	39.03
23 - 24	37.5	47.5	40	0	0	0	0	41.67	0	41.67

Incoming Monthly EightyFifthSpeeds
Tue22Aug24
SAM 9640

from Thu-Mar-21-2024-01-00-PM to Thu-Aug-22-2024-08-59-PM

	May 2024									
Hour	Monday	Tuesday	Wednesday	Thursday	Friday	Saturday	Sunday	Week Day Avg	Weekend Avg	Week Day 85% Avg Speed
0 - 1	40	42.5	44	41.7	45	48.3	41.2	42.64	44.75	42.64
1 - 2	38.3	37.5	35	38	37.5	46.7	45	37.26	45.85	37.26
2 - 3	42.5	38.3	47.5	40	50	40	45	43.66	42.5	43.66
3 - 4	40	55	40	45	50	42.5	60	46	51.25	46
4 - 5	35	0	10	50	50	42.5	0	36.25	42.5	36.25
5 - 6	45	53.3	42.5	50	53	47.2	45	48.76	46.1	48.76
6 - 7	43.6	47.5	40	45	45.4	45.8	45	44.3	45.4	44.3
7 - 8	43.1	43.5	42.2	42.5	42.9	43.8	42.8	42.84	43.3	42.84
8 - 9	40.2	38.3	37.7	38.4	39.5	41.5	41.7	38.82	41.6	38.82
9 - 10	38.7	38.5	36.4	37.6	37.9	38.4	40.9	37.82	39.65	37.82
10 - 11	37.7	37.5	37.4	37.3	37	36.1	38.2	37.38	37.15	37.38
11 - 12	36.4	36.7	37.4	36.7	37.8	37.1	37.8	37	37.45	37
12 - 13	38.1	38.3	37.8	38	37.8	37.7	38.5	38	38.1	38
13 - 14	37.7	38.4	38.6	37.2	37.3	37.7	38.3	37.84	38	37.84
14 - 15	38.3	38.4	37.8	37.1	38	36.9	38.2	37.92	37.55	37.92
15 - 16	38.4	38.1	38.4	37.9	38.1	39	39.7	38.18	39.35	38.18
16 - 17	38.9	38.1	39.2	38.9	38.3	39	39.9	38.68	39.45	38.68
17 - 18	39.8	39.6	40.4	40.2	39.7	39.7	40.4	39.94	40.05	39.94
18 - 19	42.1	39.9	41.6	40.8	41.5	42.8	43.1	41.18	42.95	41.18
19 - 20	41.1	40.4	40.7	43.8	43.1	40.7	41.9	41.82	41.3	41.82
20 - 21	41.5	41.4	42.4	43.2	41.8	42.7	41.6	42.06	42.15	42.06
21 - 22	38.9	40	39.6	41.2	39.8	39.7	40.6	39.9	40.15	39.9
22 - 23	45	40	43.1	42.9	40.9	41.8	40.6	42.38	41.2	42.38
23 - 24	41.7	40	40	44.2	44.5	40.8	39.2	42.08	40	42.08

	Jun 2024									
Hour	Monday	Tuesday	Wednesday	Thursday	Friday	Saturday	Sunday	Week Day Avg	Weekend Avg	Week Day 85% Avg Speed
0 - 1	0	0	0	0	0	0	0	0	0	0
1 - 2	0	0	0	0	0	0	0	0	0	0
2 - 3	0	0	0	0	0	0	0	0	0	0
3 - 4	0	0	0	0	0	0	0	0	0	0
4 - 5	0	0	0	0	0	0	0	0	0	0
5 - 6	0	0	0	0	0	0	0	0	0	0
6 - 7	0	0	0	0	0	0	0	0	0	0
7 - 8	0	0	0	0	0	0	0	0	0	0
8 - 9	0	0	0	0	0	0	0	0	0	0
9 - 10	0	0	0	0	0	0	0	0	0	0
10 - 11	0	0	0	0	0	0	0	0	0	0
11 - 12	0	0	0	0	0	0	0	0	0	0
12 - 13	0	0	0	0	0	0	0	0	0	0
13 - 14	0	0	0	0	0	0	0	0	0	0
14 - 15	0	0	0	0	0	0	0	0	0	0
15 - 16	0	0	0	0	0	0	0	0	0	0
16 - 17	0	0	0	0	0	0	0	0	0	0
17 - 18	0	0	0	0	0	0	0	0	0	0
18 - 19	0	0	0	0	0	0	0	0	0	0
19 - 20	0	0	0	0	0	0	0	0	0	0
20 - 21	0	0	0	0	0	0	0	0	0	0
21 - 22	0	0	0	0	0	0	0	0	0	0
22 - 23	0	0	0	0	0	0	0	0	0	0
23 - 24	0	0	0	0	0	0	0	0	0	0

Incoming Monthly EightyFifthSpeeds
 Tue22Aug24
 SAM 9640

from Thu-Mar-21-2024-01-00-PM to Thu-Aug-22-2024-08-59-PM

	Jul 2024							Week	Weekend	Week Day 85%
Hour	Monday	Tuesday	Wednesday	Thursday	Friday	Saturday	Sunday	Day Avg	Avg	Avg Speed
0 - 1	40	40	35	50	42.5	43.3	39	41.5	41.15	41.5
1 - 2	40	0	50	0	40	35	38.3	43.33	36.65	43.33
2 - 3	40	35	40	50	0	45	45	41.25	45	41.25
3 - 4	0	50	40	0	50	35	50	46.67	42.5	46.67
4 - 5	50	55	50	50	47.5	60	35	50.5	47.5	50.5
5 - 6	44	55	55	55	55	52.5	45	52.8	48.75	52.8
6 - 7	43.8	43.1	46.5	43.9	46.9	48.3	43	44.84	45.65	44.84
7 - 8	44.8	42.9	45.2	44	44.1	42.1	43.1	44.2	42.6	44.2
8 - 9	41	39.6	38.7	40	40.4	39.9	41	39.94	40.45	39.94
9 - 10	38	38.4	38.3	39.2	38.8	39.7	40.4	38.54	40.05	38.54
10 - 11	37.9	37.9	37.5	38.1	38.4	38.2	38.1	37.96	38.15	37.96
11 - 12	37.7	36.7	36.2	38.1	38.2	37.5	37.2	37.38	37.35	37.38
12 - 13	37.9	37.7	37.9	37.3	37.4	38.8	38.1	37.64	38.45	37.64
13 - 14	37.5	38.1	38.6	37.5	38.5	38.3	38.4	38.04	38.35	38.04
14 - 15	38.6	37.8	37.8	37.6	37	39.1	38.5	37.76	38.8	37.76
15 - 16	39.2	39	38.6	38.2	37.4	39.3	37.8	38.48	38.55	38.48
16 - 17	38.9	39.9	39.8	38.1	39.2	37.7	39.5	39.18	38.6	39.18
17 - 18	39.3	40.2	40.3	39.2	39.9	40.5	40.3	39.78	40.4	39.78
18 - 19	43.8	40	40.3	40.2	40.6	42.5	41.3	40.98	41.9	40.98
19 - 20	40	41.2	42.4	41.6	40.9	39.8	43.6	41.22	41.7	41.22
20 - 21	41.7	39.5	40	41.4	39.6	42.8	42	40.44	42.4	40.44
21 - 22	41.4	39.8	39.6	41.5	39	40	39.3	40.26	39.65	40.26
22 - 23	43.8	46.4	41.7	44	40	43.5	43.3	43.18	43.4	43.18
23 - 24	45	46.7	39.2	41.2	41.7	46.2	43.3	42.76	44.75	42.76

Incoming Monthly EightyFifthSpeeds
 Tue22Aug24
 SAM 9640

from Thu-Mar-21-2024-01-00-PM to Thu-Aug-22-2024-08-59-PM

	Aug 2024									
Hour	Monday	Tuesday	Wednesday	Thursday	Friday	Saturday	Sunday	Week Day Avg	Weekend Avg	Week Day 85% Avg Speed
0 - 1	35	40	40	50	45	41.7	40	42	40.85	42
1 - 2	45	35	0	50	35	35	40	41.25	37.5	41.25
2 - 3	0	0	0	40	40	35	40	40	37.5	40
3 - 4	0	0	40	0	50	0	40	45	40	45
4 - 5	30	45	0	55	45	30	30	43.75	30	43.75
5 - 6	45	45	45	52.5	50	52.5	45	47.5	48.75	47.5
6 - 7	45	45	45	45.7	46.1	47.5	42.5	45.36	45	45.36
7 - 8	44.6	42.8	44.2	44.6	44.5	43.6	51.2	44.14	47.4	44.14
8 - 9	38.8	38.5	39.5	40.3	40.9	39.8	42.5	39.6	41.15	39.6
9 - 10	39	37.9	38.3	39.6	39	36	37.1	38.76	36.55	38.76
10 - 11	37.7	37.7	37.8	37.9	38	36	38.1	37.82	37.05	37.82
11 - 12	38.6	37.2	38.1	37.5	37.2	35.5	38.6	37.72	37.05	37.72
12 - 13	39	39.3	37.5	36.2	37.9	37.1	39	37.98	38.05	37.98
13 - 14	37.9	38.3	38.3	38.3	38.1	34.8	39.2	38.18	37	38.18
14 - 15	38.9	38	38.1	37.7	39.1	38.4	38.2	38.36	38.3	38.36
15 - 16	40.4	35.6	38.8	39.5	38.4	39.7	39.8	38.54	39.75	38.54
16 - 17	40.8	36.8	38.8	39.2	37.8	39.3	38.1	38.68	38.7	38.68
17 - 18	38.3	38.2	39.5	39.7	39.6	40.8	39	39.06	39.9	39.06
18 - 19	39.1	41.2	40.9	41.2	41.9	42.3	40	40.86	41.15	40.86
19 - 20	40.8	40	43.3	41.7	41.7	42.5	39.5	41.5	41	41.5
20 - 21	41.7	45	37.9	40	41.6	42.5	38.8	41.24	40.65	41.24
21 - 22	47.5	40	37.9	40.7	40	38.3	41.7	41.22	40	41.22
22 - 23	43.3	43.3	44	44.4	42.8	43.8	42.5	43.56	43.15	43.56
23 - 24	50	40	35	52.5	44.2	45	40	44.34	42.5	44.34

Summary of Violators

Tue22Aug24

SAM 9640

from Thu-Mar-21-2024-01-00-PM to Thu-Aug-22-2024-08-59-PM

Starting Hour	Count	Average Speed of all Traffic	Violator Counts	Average Speed of Violators
00:00:00	0	N/A	N/A	N/A
01:00:00	0	N/A	N/A	N/A
02:00:00	0	N/A	N/A	N/A
03:00:00	0	N/A	N/A	N/A
04:00:00	0	N/A	N/A	N/A
05:00:00	0	N/A	N/A	N/A
06:00:00	0	N/A	N/A	N/A
07:00:00	0	N/A	N/A	N/A
08:00:00	0	N/A	N/A	N/A
09:00:00	0	N/A	N/A	N/A
10:00:00	0	N/A	N/A	N/A
11:00:00	0	N/A	N/A	N/A
12:00:00	0	N/A	N/A	N/A
13:00:00	14	10.0	8	36.3
14:00:00	103	13.8	63	35.4
15:00:00	109	13.8	61	35.5
16:00:00	81	14.4	43	35.1
17:00:00	105	15.2	62	35.7
18:00:00	92	16.0	58	36.3
19:00:00	61	22.4	46	37.4
20:00:00	40	25.1	31	37.0
21:00:00	26	21.2	21	36.3
22:00:00	11	28.4	9	36.9
23:00:00	16	27.7	14	35.7
00:00:00	6	28.8	5	35.5
01:00:00	6	33.3	4	36.3
02:00:00	0	N/A	N/A	N/A
03:00:00	1	37.5	1	37.5
04:00:00	1	42.5	1	42.5
05:00:00	0	N/A	N/A	N/A
06:00:00	7	35.0	6	41.7
07:00:00	21	25.1	18	37.8
08:00:00	105	16.4	70	38.3
09:00:00	126	12.8	82	35.4
10:00:00	156	9.7	87	34.9
11:00:00	95	13.5	58	34.3
12:00:00	133	11.8	74	35.1
13:00:00	133	11.5	79	35.2
14:00:00	102	13.8	64	35.2
15:00:00	101	14.0	63	35.3
16:00:00	143	10.4	77	34.8
17:00:00	142	10.8	107	34.8
18:00:00	128	10.5	89	35.2
19:00:00	130	12.2	85	35.7
20:00:00	91	15.9	60	36.7
21:00:00	34	28.9	29	37.7
22:00:00	40	27.8	35	37.2

Summary of Violators

Tue22Aug24

SAM 9640

from Thu-Mar-21-2024-01-00-PM to Thu-Aug-22-2024-08-59-PM

23:00:00	28	24.6	15	35.5
00:00:00	9	30.6	8	35.0
01:00:00	8	28.4	6	34.2
02:00:00	4	36.3	3	39.2
03:00:00	1	37.5	1	37.5
04:00:00	0	N/A	N/A	N/A
05:00:00	1	42.5	1	42.5
06:00:00	2	50.0	2	50.0
07:00:00	10	29.0	6	40.0
08:00:00	41	26.1	37	39.0
09:00:00	48	24.3	39	37.5
10:00:00	94	14.5	59	35.3
11:00:00	104	13.1	73	35.5
12:00:00	160	9.6	94	34.6
13:00:00	137	11.7	91	35.5
14:00:00	116	13.2	79	35.8
15:00:00	91	14.7	63	35.3
16:00:00	103	13.5	67	35.0
17:00:00	88	17.2	60	36.2
18:00:00	69	18.3	51	35.8
19:00:00	64	20.4	37	37.1
20:00:00	32	23.9	24	36.3
21:00:00	19	24.7	15	35.2
22:00:00	21	27.3	15	35.8
23:00:00	18	31.1	16	35.9
00:00:00	12	32.3	10	37.0
01:00:00	2	30.0	1	32.5
02:00:00	2	32.5	1	37.5
03:00:00	0	N/A	N/A	N/A
04:00:00	0	N/A	N/A	N/A
05:00:00	2	42.5	2	42.5
06:00:00	1	42.5	1	42.5
07:00:00	7	35.0	7	39.6
08:00:00	12	34.6	9	39.2
09:00:00	36	23.8	25	36.7
10:00:00	66	16.7	46	35.4
11:00:00	89	15.5	62	36.2
12:00:00	106	12.5	55	35.0
13:00:00	113	12.7	61	35.4
14:00:00	119	11.5	66	34.8
15:00:00	66	18.1	44	36.5
16:00:00	90	14.2	54	35.1
17:00:00	58	17.1	38	34.7
18:00:00	52	21.4	33	35.8
19:00:00	27	24.9	21	37.0
20:00:00	32	27.3	26	36.9
21:00:00	29	25.3	20	35.8
22:00:00	11	27.7	10	39.5

Summary of Violators
Tue22Aug24
SAM 9640

from Thu-Mar-21-2024-01-00-PM to Thu-Aug-22-2024-08-59-PM

23:00:00	9	34.4	9	38.6
00:00:00	2	45.0	2	45.0
01:00:00	7	29.3	5	39.5
02:00:00	3	44.2	3	44.2
03:00:00	2	35.0	1	42.5
04:00:00	0	N/A	N/A	N/A
05:00:00	0	N/A	N/A	N/A
06:00:00	5	37.5	4	40.0
07:00:00	17	28.4	15	38.8
08:00:00	100	16.0	92	38.2
09:00:00	162	10.6	96	36.0
10:00:00	109	12.8	50	35.1
11:00:00	98	15.8	61	35.7
12:00:00	115	11.8	57	34.5
13:00:00	91	13.4	53	34.4
14:00:00	99	14.5	67	36.0
15:00:00	90	14.6	54	35.1
16:00:00	97	12.6	65	34.4
17:00:00	106	11.8	58	34.1
18:00:00	109	13.1	65	35.0
19:00:00	65	18.2	42	37.3
20:00:00	39	23.7	33	37.8
21:00:00	19	24.2	16	35.3
22:00:00	15	26.8	15	36.5
23:00:00	12	40.8	12	40.8
00:00:00	8	33.1	6	35.0
01:00:00	2	30.0	1	32.5
02:00:00	2	35.0	2	35.0
03:00:00	2	40.0	2	40.0
04:00:00	1	47.5	1	47.5
05:00:00	2	30.0	1	32.5
06:00:00	2	32.5	1	37.5
07:00:00	16	25.6	10	38.0
08:00:00	129	13.6	87	36.5
09:00:00	155	10.6	93	35.6
10:00:00	114	14.5	66	36.8
11:00:00	131	11.7	75	34.6
12:00:00	110	14.1	68	35.4
13:00:00	115	12.6	48	35.7
14:00:00	126	10.2	34	34.4
15:00:00	118	12.8	60	34.4
16:00:00	97	14.8	66	34.9
17:00:00	100	15.7	66	36.0
18:00:00	100	16.8	62	37.5
19:00:00	57	20.8	39	36.1
20:00:00	47	19.6	37	35.3
21:00:00	182	3.8	16	36.3
22:00:00	71	8.6	17	37.2

Summary of Violators
Tue22Aug24
SAM 9640

from Thu-Mar-21-2024-01-00-PM to Thu-Aug-22-2024-08-59-PM

23:00:00	59	7.4	10	35.5
00:00:00	89	1.6	2	37.5
01:00:00	3	37.5	2	42.5
02:00:00	6	32.5	4	35.0
03:00:00	1	42.5	1	42.5
04:00:00	0	N/A	N/A	N/A
05:00:00	0	N/A	N/A	N/A
06:00:00	6	37.5	5	39.5
07:00:00	20	32.9	16	37.5
08:00:00	105	17.9	76	37.8
09:00:00	140	13.7	83	36.7
10:00:00	124	13.4	75	36.6
11:00:00	138	11.1	79	35.7
12:00:00	118	11.3	62	34.7
13:00:00	109	12.6	66	35.2
14:00:00	109	11.9	61	35.0
15:00:00	117	13.0	63	35.6
16:00:00	116	11.7	68	35.4
17:00:00	114	14.5	73	36.4
18:00:00	93	15.9	59	35.8
19:00:00	79	14.0	56	35.4
20:00:00	38	22.2	29	35.4
21:00:00	40	19.4	29	34.1
22:00:00	32	26.5	18	38.6
23:00:00	17	36.5	14	40.4
00:00:00	16	26.1	14	37.1
01:00:00	7	31.8	3	37.5
02:00:00	6	39.2	6	39.2
03:00:00	1	32.5	1	32.5
04:00:00	1	42.5	1	42.5
05:00:00	1	42.5	1	42.5
06:00:00	121	2.7	7	36.1
07:00:00	40	11.3	15	35.8
08:00:00	102	15.0	71	37.6
09:00:00	126	13.0	84	36.6
10:00:00	128	12.2	82	35.9
11:00:00	149	10.7	101	34.7
12:00:00	119	13.3	77	35.6
13:00:00	137	10.9	80	34.6
14:00:00	129	12.7	74	35.9
15:00:00	226	7.0	74	36.8
16:00:00	148	10.3	88	34.8
17:00:00	112	15.3	79	36.7
18:00:00	144	11.1	89	35.5
19:00:00	100	16.1	67	37.0
20:00:00	55	16.3	32	37.2
21:00:00	57	17.4	26	36.3
22:00:00	38	19.3	29	35.3

Summary of Violators
Tue22Aug24
SAM 9640

from Thu-Mar-21-2024-01-00-PM to Thu-Aug-22-2024-08-59-PM

23:00:00	25	28.4	19	37.2
00:00:00	24	28.8	18	36.7
01:00:00	6	35.8	5	37.5
02:00:00	3	23.3	3	35.8
03:00:00	0	N/A	N/A	N/A
04:00:00	1	32.5	1	32.5
05:00:00	0	N/A	N/A	N/A
06:00:00	9	32.2	6	39.2
07:00:00	12	34.0	10	41.5
08:00:00	47	31.1	38	39.3
09:00:00	101	12.8	60	36.1
10:00:00	149	10.4	104	35.6
11:00:00	159	10.4	84	36.1
12:00:00	142	10.9	81	35.4
13:00:00	166	10.4	105	35.4
14:00:00	132	11.4	78	34.8
15:00:00	129	11.4	86	35.1
16:00:00	132	11.8	87	35.9
17:00:00	148	10.0	88	34.8
18:00:00	123	12.4	69	35.3
19:00:00	103	14.1	59	36.0
20:00:00	47	20.7	34	34.6
21:00:00	34	26.5	24	36.9
22:00:00	33	21.5	26	37.3
23:00:00	17	31.0	15	36.5
00:00:00	17	28.1	15	37.8
01:00:00	5	27.0	4	36.3
02:00:00	5	32.5	4	35.0
03:00:00	0	N/A	N/A	N/A
04:00:00	0	N/A	N/A	N/A
05:00:00	0	N/A	N/A	N/A
06:00:00	4	37.5	4	37.5
07:00:00	24	22.9	14	33.9
08:00:00	98	14.0	66	35.9
09:00:00	103	14.7	75	35.4
10:00:00	198	8.6	123	34.9
11:00:00	292	5.5	122	34.1
12:00:00	247	6.4	104	34.2
13:00:00	294	5.5	136	34.3
14:00:00	196	8.0	114	35.1
15:00:00	171	9.0	112	35.0
16:00:00	127	12.9	81	36.1
17:00:00	130	11.3	84	35.4
18:00:00	105	15.4	67	35.9
19:00:00	72	18.3	49	36.4
20:00:00	44	24.4	28	37.3
21:00:00	23	23.9	19	35.4
22:00:00	19	29.7	16	35.9

Summary of Violators
Tue22Aug24
SAM 9640

from Thu-Mar-21-2024-01-00-PM to Thu-Aug-22-2024-08-59-PM

23:00:00	26	26.2	21	39.9
00:00:00	14	28.2	10	35.0
01:00:00	6	34.2	4	37.5
02:00:00	6	35.0	5	36.5
03:00:00	2	16.3	2	32.5
04:00:00	0	N/A	N/A	N/A
05:00:00	6	31.7	3	35.8
06:00:00	2	32.5	1	37.5
07:00:00	14	29.5	12	39.2
08:00:00	31	26.0	25	37.9
09:00:00	70	18.8	47	37.0
10:00:00	81	16.4	58	35.6
11:00:00	146	10.9	84	35.1
12:00:00	140	11.9	94	35.9
13:00:00	118	14.4	79	35.9
14:00:00	89	16.7	54	36.4
15:00:00	143	8.3	42	36.3
16:00:00	165	8.5	48	35.9
17:00:00	139	7.9	34	36.0
18:00:00	55	17.6	32	37.5
19:00:00	55	17.0	22	36.1
20:00:00	21	29.5	11	35.7
21:00:00	25	26.8	19	36.4
22:00:00	14	24.1	6	38.3
23:00:00	14	29.8	10	34.0
00:00:00	72	1.3	1	32.5
01:00:00	6	17.5	2	35.0
02:00:00	3	24.2	2	32.5
03:00:00	0	N/A	N/A	N/A
04:00:00	2	35.0	2	35.0
05:00:00	2	45.0	2	45.0
06:00:00	9	25.3	4	36.3
07:00:00	20	28.0	16	36.6
08:00:00	45	25.8	33	37.7
09:00:00	63	17.4	46	35.5
10:00:00	101	15.1	70	36.5
11:00:00	125	13.0	73	35.6
12:00:00	119	12.0	73	35.3
13:00:00	100	12.7	65	34.8
14:00:00	109	13.6	65	35.7
15:00:00	82	15.6	54	35.8
16:00:00	112	11.4	66	35.3
17:00:00	94	13.4	57	35.7
18:00:00	54	22.1	37	36.0
19:00:00	43	22.6	33	36.7
20:00:00	35	19.4	16	34.7
21:00:00	17	30.0	13	37.9
22:00:00	11	36.1	11	36.1

Summary of Violators

Tue22Aug24

SAM 9640

from Thu-Mar-21-2024-01-00-PM to Thu-Aug-22-2024-08-59-PM

23:00:00	10	31.0	5	36.5
00:00:00	5	33.5	4	35.0
01:00:00	5	24.0	2	35.0
02:00:00	2	25.0	0	0.0
03:00:00	0	N/A	N/A	N/A
04:00:00	0	N/A	N/A	N/A
05:00:00	3	44.2	3	44.2
06:00:00	7	33.6	7	38.2
07:00:00	92	17.4	65	37.6
08:00:00	88	16.7	59	36.2
09:00:00	101	12.8	59	35.6
10:00:00	113	12.3	66	35.4
11:00:00	112	12.6	61	34.5
12:00:00	100	13.9	56	34.9
13:00:00	92	13.5	45	34.3
14:00:00	83	15.5	58	34.7
15:00:00	89	16.2	51	35.7
16:00:00	108	13.4	64	35.9
17:00:00	95	14.8	64	35.8
18:00:00	57	20.7	49	36.5
19:00:00	41	24.8	30	38.0
20:00:00	29	26.7	22	37.7
21:00:00	23	27.7	15	37.8
22:00:00	18	17.6	7	34.6
23:00:00	9	30.0	6	39.2
00:00:00	5	25.0	3	37.5
01:00:00	12	14.0	2	37.5
02:00:00	15	1.0	0	0.0
03:00:00	0	N/A	N/A	N/A
04:00:00	1	32.5	1	32.5
05:00:00	1	42.5	1	42.5
06:00:00	8	24.4	5	37.5
07:00:00	80	19.6	69	37.6
08:00:00	88	15.7	62	36.4
09:00:00	113	13.2	59	34.7
10:00:00	92	13.8	61	35.4
11:00:00	83	16.8	49	36.3
12:00:00	93	14.1	56	35.4
13:00:00	96	15.5	62	35.5
14:00:00	77	17.9	42	36.3
15:00:00	93	13.8	52	34.4
16:00:00	106	14.2	68	35.2
17:00:00	89	14.6	57	35.2
18:00:00	43	25.8	33	38.3
19:00:00	50	21.2	40	36.5
20:00:00	35	23.9	30	35.5
21:00:00	23	29.7	19	39.1
22:00:00	12	33.1	9	38.1

Summary of Violators

Tue22Aug24

SAM 9640

from Thu-Mar-21-2024-01-00-PM to Thu-Aug-22-2024-08-59-PM

23:00:00	10	27.0	7	37.5
00:00:00	3	32.5	2	35.0
01:00:00	3	21.7	1	37.5
02:00:00	2	7.5	0	0.0
03:00:00	0	N/A	N/A	N/A
04:00:00	1	37.5	1	37.5
05:00:00	13	11.3	3	44.2
06:00:00	5	38.5	5	38.5
07:00:00	60	18.6	50	38.9
08:00:00	0	N/A	N/A	N/A
09:00:00	0	N/A	N/A	N/A
10:00:00	0	N/A	N/A	N/A
11:00:00	0	N/A	N/A	N/A
12:00:00	0	N/A	N/A	N/A
13:00:00	0	N/A	N/A	N/A
14:00:00	0	N/A	N/A	N/A
15:00:00	0	N/A	N/A	N/A
16:00:00	0	N/A	N/A	N/A
17:00:00	0	N/A	N/A	N/A
18:00:00	0	N/A	N/A	N/A
19:00:00	0	N/A	N/A	N/A
20:00:00	0	N/A	N/A	N/A
21:00:00	0	N/A	N/A	N/A
22:00:00	0	N/A	N/A	N/A
23:00:00	0	N/A	N/A	N/A
00:00:00	0	N/A	N/A	N/A
01:00:00	0	N/A	N/A	N/A
02:00:00	0	N/A	N/A	N/A
03:00:00	0	N/A	N/A	N/A
04:00:00	0	N/A	N/A	N/A
05:00:00	0	N/A	N/A	N/A
06:00:00	0	N/A	N/A	N/A
07:00:00	0	N/A	N/A	N/A
08:00:00	0	N/A	N/A	N/A
09:00:00	0	N/A	N/A	N/A
10:00:00	0	N/A	N/A	N/A
11:00:00	0	N/A	N/A	N/A
12:00:00	0	N/A	N/A	N/A
13:00:00	0	N/A	N/A	N/A
14:00:00	0	N/A	N/A	N/A
15:00:00	0	N/A	N/A	N/A
16:00:00	0	N/A	N/A	N/A
17:00:00	0	N/A	N/A	N/A
18:00:00	0	N/A	N/A	N/A
19:00:00	0	N/A	N/A	N/A
20:00:00	0	N/A	N/A	N/A
21:00:00	0	N/A	N/A	N/A
22:00:00	0	N/A	N/A	N/A

Summary of Violators

Tue22Aug24

SAM 9640

from Thu-Mar-21-2024-01-00-PM to Thu-Aug-22-2024-08-59-PM

23:00:00	0	N/A	N/A	N/A
00:00:00	0	N/A	N/A	N/A
01:00:00	0	N/A	N/A	N/A
02:00:00	0	N/A	N/A	N/A
03:00:00	0	N/A	N/A	N/A
04:00:00	0	N/A	N/A	N/A
05:00:00	0	N/A	N/A	N/A
06:00:00	0	N/A	N/A	N/A
07:00:00	0	N/A	N/A	N/A
08:00:00	0	N/A	N/A	N/A
09:00:00	0	N/A	N/A	N/A
10:00:00	0	N/A	N/A	N/A
11:00:00	0	N/A	N/A	N/A
12:00:00	0	N/A	N/A	N/A
13:00:00	0	N/A	N/A	N/A
14:00:00	0	N/A	N/A	N/A
15:00:00	0	N/A	N/A	N/A
16:00:00	0	N/A	N/A	N/A
17:00:00	0	N/A	N/A	N/A
18:00:00	0	N/A	N/A	N/A
19:00:00	0	N/A	N/A	N/A
20:00:00	0	N/A	N/A	N/A
21:00:00	0	N/A	N/A	N/A
22:00:00	0	N/A	N/A	N/A
23:00:00	0	N/A	N/A	N/A
00:00:00	0	N/A	N/A	N/A
01:00:00	0	N/A	N/A	N/A
02:00:00	0	N/A	N/A	N/A
03:00:00	0	N/A	N/A	N/A
04:00:00	0	N/A	N/A	N/A
05:00:00	0	N/A	N/A	N/A
06:00:00	0	N/A	N/A	N/A
07:00:00	0	N/A	N/A	N/A
08:00:00	0	N/A	N/A	N/A
09:00:00	0	N/A	N/A	N/A
10:00:00	0	N/A	N/A	N/A
11:00:00	0	N/A	N/A	N/A
12:00:00	0	N/A	N/A	N/A
13:00:00	0	N/A	N/A	N/A
14:00:00	0	N/A	N/A	N/A
15:00:00	0	N/A	N/A	N/A
16:00:00	0	N/A	N/A	N/A
17:00:00	0	N/A	N/A	N/A
18:00:00	0	N/A	N/A	N/A
19:00:00	0	N/A	N/A	N/A
20:00:00	0	N/A	N/A	N/A
21:00:00	0	N/A	N/A	N/A
22:00:00	0	N/A	N/A	N/A

Summary of Violators

Tue22Aug24

SAM 9640

from Thu-Mar-21-2024-01-00-PM to Thu-Aug-22-2024-08-59-PM

23:00:00	0	N/A	N/A	N/A
00:00:00	0	N/A	N/A	N/A
01:00:00	0	N/A	N/A	N/A
02:00:00	0	N/A	N/A	N/A
03:00:00	0	N/A	N/A	N/A
04:00:00	0	N/A	N/A	N/A
05:00:00	0	N/A	N/A	N/A
06:00:00	0	N/A	N/A	N/A
07:00:00	0	N/A	N/A	N/A
08:00:00	0	N/A	N/A	N/A
09:00:00	0	N/A	N/A	N/A
10:00:00	0	N/A	N/A	N/A
11:00:00	0	N/A	N/A	N/A
12:00:00	0	N/A	N/A	N/A
13:00:00	0	N/A	N/A	N/A
14:00:00	0	N/A	N/A	N/A
15:00:00	0	N/A	N/A	N/A
16:00:00	0	N/A	N/A	N/A
17:00:00	0	N/A	N/A	N/A
18:00:00	0	N/A	N/A	N/A
19:00:00	0	N/A	N/A	N/A
20:00:00	0	N/A	N/A	N/A
21:00:00	0	N/A	N/A	N/A
22:00:00	0	N/A	N/A	N/A
23:00:00	0	N/A	N/A	N/A
00:00:00	0	N/A	N/A	N/A
01:00:00	0	N/A	N/A	N/A
02:00:00	0	N/A	N/A	N/A
03:00:00	0	N/A	N/A	N/A
04:00:00	0	N/A	N/A	N/A
05:00:00	0	N/A	N/A	N/A
06:00:00	0	N/A	N/A	N/A
07:00:00	0	N/A	N/A	N/A
08:00:00	0	N/A	N/A	N/A
09:00:00	0	N/A	N/A	N/A
10:00:00	0	N/A	N/A	N/A
11:00:00	0	N/A	N/A	N/A
12:00:00	0	N/A	N/A	N/A
13:00:00	0	N/A	N/A	N/A
14:00:00	0	N/A	N/A	N/A
15:00:00	0	N/A	N/A	N/A
16:00:00	0	N/A	N/A	N/A
17:00:00	0	N/A	N/A	N/A
18:00:00	0	N/A	N/A	N/A
19:00:00	0	N/A	N/A	N/A
20:00:00	0	N/A	N/A	N/A
21:00:00	0	N/A	N/A	N/A
22:00:00	0	N/A	N/A	N/A

Summary of Violators

Tue22Aug24

SAM 9640

from Thu-Mar-21-2024-01-00-PM to Thu-Aug-22-2024-08-59-PM

23:00:00	0	N/A	N/A	N/A
00:00:00	0	N/A	N/A	N/A
01:00:00	0	N/A	N/A	N/A
02:00:00	0	N/A	N/A	N/A
03:00:00	0	N/A	N/A	N/A
04:00:00	0	N/A	N/A	N/A
05:00:00	0	N/A	N/A	N/A
06:00:00	0	N/A	N/A	N/A
07:00:00	0	N/A	N/A	N/A
08:00:00	0	N/A	N/A	N/A
09:00:00	0	N/A	N/A	N/A
10:00:00	0	N/A	N/A	N/A
11:00:00	0	N/A	N/A	N/A
12:00:00	0	N/A	N/A	N/A
13:00:00	0	N/A	N/A	N/A
14:00:00	0	N/A	N/A	N/A
15:00:00	0	N/A	N/A	N/A
16:00:00	0	N/A	N/A	N/A
17:00:00	0	N/A	N/A	N/A
18:00:00	0	N/A	N/A	N/A
19:00:00	0	N/A	N/A	N/A
20:00:00	0	N/A	N/A	N/A
21:00:00	0	N/A	N/A	N/A
22:00:00	0	N/A	N/A	N/A
23:00:00	0	N/A	N/A	N/A
00:00:00	0	N/A	N/A	N/A
01:00:00	0	N/A	N/A	N/A
02:00:00	0	N/A	N/A	N/A
03:00:00	0	N/A	N/A	N/A
04:00:00	0	N/A	N/A	N/A
05:00:00	0	N/A	N/A	N/A
06:00:00	0	N/A	N/A	N/A
07:00:00	0	N/A	N/A	N/A
08:00:00	0	N/A	N/A	N/A
09:00:00	0	N/A	N/A	N/A
10:00:00	0	N/A	N/A	N/A
11:00:00	0	N/A	N/A	N/A
12:00:00	0	N/A	N/A	N/A
13:00:00	0	N/A	N/A	N/A
14:00:00	0	N/A	N/A	N/A
15:00:00	0	N/A	N/A	N/A
16:00:00	0	N/A	N/A	N/A
17:00:00	0	N/A	N/A	N/A
18:00:00	0	N/A	N/A	N/A
19:00:00	0	N/A	N/A	N/A
20:00:00	0	N/A	N/A	N/A
21:00:00	0	N/A	N/A	N/A
22:00:00	0	N/A	N/A	N/A

Summary of Violators

Tue22Aug24

SAM 9640

from Thu-Mar-21-2024-01-00-PM to Thu-Aug-22-2024-08-59-PM

23:00:00	0	N/A	N/A	N/A
00:00:00	0	N/A	N/A	N/A
01:00:00	0	N/A	N/A	N/A
02:00:00	0	N/A	N/A	N/A
03:00:00	0	N/A	N/A	N/A
04:00:00	0	N/A	N/A	N/A
05:00:00	0	N/A	N/A	N/A
06:00:00	0	N/A	N/A	N/A
07:00:00	0	N/A	N/A	N/A
08:00:00	0	N/A	N/A	N/A
09:00:00	0	N/A	N/A	N/A
10:00:00	0	N/A	N/A	N/A
11:00:00	0	N/A	N/A	N/A
12:00:00	0	N/A	N/A	N/A
13:00:00	0	N/A	N/A	N/A
14:00:00	0	N/A	N/A	N/A
15:00:00	0	N/A	N/A	N/A
16:00:00	0	N/A	N/A	N/A
17:00:00	0	N/A	N/A	N/A
18:00:00	0	N/A	N/A	N/A
19:00:00	0	N/A	N/A	N/A
20:00:00	0	N/A	N/A	N/A
21:00:00	0	N/A	N/A	N/A
22:00:00	0	N/A	N/A	N/A
23:00:00	0	N/A	N/A	N/A
00:00:00	0	N/A	N/A	N/A
01:00:00	0	N/A	N/A	N/A
02:00:00	0	N/A	N/A	N/A
03:00:00	0	N/A	N/A	N/A
04:00:00	0	N/A	N/A	N/A
05:00:00	0	N/A	N/A	N/A
06:00:00	0	N/A	N/A	N/A
07:00:00	0	N/A	N/A	N/A
08:00:00	0	N/A	N/A	N/A
09:00:00	0	N/A	N/A	N/A
10:00:00	0	N/A	N/A	N/A
11:00:00	0	N/A	N/A	N/A
12:00:00	0	N/A	N/A	N/A
13:00:00	0	N/A	N/A	N/A
14:00:00	0	N/A	N/A	N/A
15:00:00	0	N/A	N/A	N/A
16:00:00	0	N/A	N/A	N/A
17:00:00	0	N/A	N/A	N/A
18:00:00	0	N/A	N/A	N/A
19:00:00	0	N/A	N/A	N/A
20:00:00	0	N/A	N/A	N/A
21:00:00	0	N/A	N/A	N/A
22:00:00	0	N/A	N/A	N/A

Summary of Violators

Tue22Aug24

SAM 9640

from Thu-Mar-21-2024-01-00-PM to Thu-Aug-22-2024-08-59-PM

23:00:00	0	N/A	N/A	N/A
00:00:00	0	N/A	N/A	N/A
01:00:00	0	N/A	N/A	N/A
02:00:00	0	N/A	N/A	N/A
03:00:00	0	N/A	N/A	N/A
04:00:00	0	N/A	N/A	N/A
05:00:00	0	N/A	N/A	N/A
06:00:00	0	N/A	N/A	N/A
07:00:00	0	N/A	N/A	N/A
08:00:00	0	N/A	N/A	N/A
09:00:00	0	N/A	N/A	N/A
10:00:00	0	N/A	N/A	N/A
11:00:00	0	N/A	N/A	N/A
12:00:00	0	N/A	N/A	N/A
13:00:00	0	N/A	N/A	N/A
14:00:00	0	N/A	N/A	N/A
15:00:00	0	N/A	N/A	N/A
16:00:00	0	N/A	N/A	N/A
17:00:00	0	N/A	N/A	N/A
18:00:00	0	N/A	N/A	N/A
19:00:00	0	N/A	N/A	N/A
20:00:00	0	N/A	N/A	N/A
21:00:00	0	N/A	N/A	N/A
22:00:00	0	N/A	N/A	N/A
23:00:00	0	N/A	N/A	N/A
00:00:00	0	N/A	N/A	N/A
01:00:00	0	N/A	N/A	N/A
02:00:00	0	N/A	N/A	N/A
03:00:00	0	N/A	N/A	N/A
04:00:00	0	N/A	N/A	N/A
05:00:00	0	N/A	N/A	N/A
06:00:00	0	N/A	N/A	N/A
07:00:00	0	N/A	N/A	N/A
08:00:00	0	N/A	N/A	N/A
09:00:00	0	N/A	N/A	N/A
10:00:00	0	N/A	N/A	N/A
11:00:00	0	N/A	N/A	N/A
12:00:00	0	N/A	N/A	N/A
13:00:00	0	N/A	N/A	N/A
14:00:00	0	N/A	N/A	N/A
15:00:00	0	N/A	N/A	N/A
16:00:00	0	N/A	N/A	N/A
17:00:00	0	N/A	N/A	N/A
18:00:00	0	N/A	N/A	N/A
19:00:00	0	N/A	N/A	N/A
20:00:00	0	N/A	N/A	N/A
21:00:00	0	N/A	N/A	N/A
22:00:00	0	N/A	N/A	N/A

Summary of Violators

Tue22Aug24

SAM 9640

from Thu-Mar-21-2024-01-00-PM to Thu-Aug-22-2024-08-59-PM

23:00:00	0	N/A	N/A	N/A
00:00:00	0	N/A	N/A	N/A
01:00:00	0	N/A	N/A	N/A
02:00:00	0	N/A	N/A	N/A
03:00:00	0	N/A	N/A	N/A
04:00:00	0	N/A	N/A	N/A
05:00:00	0	N/A	N/A	N/A
06:00:00	0	N/A	N/A	N/A
07:00:00	0	N/A	N/A	N/A
08:00:00	0	N/A	N/A	N/A
09:00:00	0	N/A	N/A	N/A
10:00:00	0	N/A	N/A	N/A
11:00:00	0	N/A	N/A	N/A
12:00:00	0	N/A	N/A	N/A
13:00:00	0	N/A	N/A	N/A
14:00:00	0	N/A	N/A	N/A
15:00:00	0	N/A	N/A	N/A
16:00:00	0	N/A	N/A	N/A
17:00:00	0	N/A	N/A	N/A
18:00:00	0	N/A	N/A	N/A
19:00:00	0	N/A	N/A	N/A
20:00:00	0	N/A	N/A	N/A
21:00:00	0	N/A	N/A	N/A
22:00:00	0	N/A	N/A	N/A
23:00:00	0	N/A	N/A	N/A
00:00:00	0	N/A	N/A	N/A
01:00:00	0	N/A	N/A	N/A
02:00:00	0	N/A	N/A	N/A
03:00:00	0	N/A	N/A	N/A
04:00:00	0	N/A	N/A	N/A
05:00:00	0	N/A	N/A	N/A
06:00:00	0	N/A	N/A	N/A
07:00:00	0	N/A	N/A	N/A
08:00:00	0	N/A	N/A	N/A
09:00:00	0	N/A	N/A	N/A
10:00:00	0	N/A	N/A	N/A
11:00:00	0	N/A	N/A	N/A
12:00:00	0	N/A	N/A	N/A
13:00:00	0	N/A	N/A	N/A
14:00:00	0	N/A	N/A	N/A
15:00:00	0	N/A	N/A	N/A
16:00:00	0	N/A	N/A	N/A
17:00:00	0	N/A	N/A	N/A
18:00:00	0	N/A	N/A	N/A
19:00:00	0	N/A	N/A	N/A
20:00:00	0	N/A	N/A	N/A
21:00:00	0	N/A	N/A	N/A
22:00:00	0	N/A	N/A	N/A

Summary of Violators

Tue22Aug24

SAM 9640

from Thu-Mar-21-2024-01-00-PM to Thu-Aug-22-2024-08-59-PM

23:00:00	0	N/A	N/A	N/A
00:00:00	0	N/A	N/A	N/A
01:00:00	0	N/A	N/A	N/A
02:00:00	0	N/A	N/A	N/A
03:00:00	0	N/A	N/A	N/A
04:00:00	0	N/A	N/A	N/A
05:00:00	0	N/A	N/A	N/A
06:00:00	0	N/A	N/A	N/A
07:00:00	0	N/A	N/A	N/A
08:00:00	0	N/A	N/A	N/A
09:00:00	0	N/A	N/A	N/A
10:00:00	0	N/A	N/A	N/A
11:00:00	0	N/A	N/A	N/A
12:00:00	0	N/A	N/A	N/A
13:00:00	0	N/A	N/A	N/A
14:00:00	0	N/A	N/A	N/A
15:00:00	0	N/A	N/A	N/A
16:00:00	0	N/A	N/A	N/A
17:00:00	0	N/A	N/A	N/A
18:00:00	0	N/A	N/A	N/A
19:00:00	0	N/A	N/A	N/A
20:00:00	0	N/A	N/A	N/A
21:00:00	0	N/A	N/A	N/A
22:00:00	0	N/A	N/A	N/A
23:00:00	0	N/A	N/A	N/A
00:00:00	0	N/A	N/A	N/A
01:00:00	0	N/A	N/A	N/A
02:00:00	0	N/A	N/A	N/A
03:00:00	0	N/A	N/A	N/A
04:00:00	0	N/A	N/A	N/A
05:00:00	0	N/A	N/A	N/A
06:00:00	0	N/A	N/A	N/A
07:00:00	0	N/A	N/A	N/A
08:00:00	0	N/A	N/A	N/A
09:00:00	0	N/A	N/A	N/A
10:00:00	0	N/A	N/A	N/A
11:00:00	0	N/A	N/A	N/A
12:00:00	0	N/A	N/A	N/A
13:00:00	0	N/A	N/A	N/A
14:00:00	0	N/A	N/A	N/A
15:00:00	0	N/A	N/A	N/A
16:00:00	0	N/A	N/A	N/A
17:00:00	0	N/A	N/A	N/A
18:00:00	0	N/A	N/A	N/A
19:00:00	0	N/A	N/A	N/A
20:00:00	0	N/A	N/A	N/A
21:00:00	0	N/A	N/A	N/A
22:00:00	0	N/A	N/A	N/A

Summary of Violators

Tue22Aug24

SAM 9640

from Thu-Mar-21-2024-01-00-PM to Thu-Aug-22-2024-08-59-PM

23:00:00	0	N/A	N/A	N/A
00:00:00	0	N/A	N/A	N/A
01:00:00	0	N/A	N/A	N/A
02:00:00	0	N/A	N/A	N/A
03:00:00	0	N/A	N/A	N/A
04:00:00	0	N/A	N/A	N/A
05:00:00	0	N/A	N/A	N/A
06:00:00	0	N/A	N/A	N/A
07:00:00	0	N/A	N/A	N/A
08:00:00	0	N/A	N/A	N/A
09:00:00	0	N/A	N/A	N/A
10:00:00	0	N/A	N/A	N/A
11:00:00	0	N/A	N/A	N/A
12:00:00	0	N/A	N/A	N/A
13:00:00	0	N/A	N/A	N/A
14:00:00	0	N/A	N/A	N/A
15:00:00	0	N/A	N/A	N/A
16:00:00	0	N/A	N/A	N/A
17:00:00	0	N/A	N/A	N/A
18:00:00	0	N/A	N/A	N/A
19:00:00	0	N/A	N/A	N/A
20:00:00	0	N/A	N/A	N/A
21:00:00	0	N/A	N/A	N/A
22:00:00	0	N/A	N/A	N/A
23:00:00	0	N/A	N/A	N/A
00:00:00	0	N/A	N/A	N/A
01:00:00	0	N/A	N/A	N/A
02:00:00	0	N/A	N/A	N/A
03:00:00	0	N/A	N/A	N/A
04:00:00	0	N/A	N/A	N/A
05:00:00	0	N/A	N/A	N/A
06:00:00	0	N/A	N/A	N/A
07:00:00	0	N/A	N/A	N/A
08:00:00	0	N/A	N/A	N/A
09:00:00	0	N/A	N/A	N/A
10:00:00	0	N/A	N/A	N/A
11:00:00	0	N/A	N/A	N/A
12:00:00	0	N/A	N/A	N/A
13:00:00	0	N/A	N/A	N/A
14:00:00	0	N/A	N/A	N/A
15:00:00	0	N/A	N/A	N/A
16:00:00	0	N/A	N/A	N/A
17:00:00	0	N/A	N/A	N/A
18:00:00	0	N/A	N/A	N/A
19:00:00	0	N/A	N/A	N/A
20:00:00	0	N/A	N/A	N/A
21:00:00	0	N/A	N/A	N/A
22:00:00	0	N/A	N/A	N/A

Summary of Violators

Tue22Aug24

SAM 9640

from Thu-Mar-21-2024-01-00-PM to Thu-Aug-22-2024-08-59-PM

23:00:00	0	N/A	N/A	N/A
00:00:00	0	N/A	N/A	N/A
01:00:00	0	N/A	N/A	N/A
02:00:00	0	N/A	N/A	N/A
03:00:00	0	N/A	N/A	N/A
04:00:00	0	N/A	N/A	N/A
05:00:00	0	N/A	N/A	N/A
06:00:00	0	N/A	N/A	N/A
07:00:00	0	N/A	N/A	N/A
08:00:00	0	N/A	N/A	N/A
09:00:00	0	N/A	N/A	N/A
10:00:00	0	N/A	N/A	N/A
11:00:00	0	N/A	N/A	N/A
12:00:00	0	N/A	N/A	N/A
13:00:00	0	N/A	N/A	N/A
14:00:00	0	N/A	N/A	N/A
15:00:00	0	N/A	N/A	N/A
16:00:00	0	N/A	N/A	N/A
17:00:00	0	N/A	N/A	N/A
18:00:00	0	N/A	N/A	N/A
19:00:00	0	N/A	N/A	N/A
20:00:00	0	N/A	N/A	N/A
21:00:00	0	N/A	N/A	N/A
22:00:00	0	N/A	N/A	N/A
23:00:00	0	N/A	N/A	N/A
00:00:00	0	N/A	N/A	N/A
01:00:00	0	N/A	N/A	N/A
02:00:00	0	N/A	N/A	N/A
03:00:00	0	N/A	N/A	N/A
04:00:00	0	N/A	N/A	N/A
05:00:00	0	N/A	N/A	N/A
06:00:00	0	N/A	N/A	N/A
07:00:00	0	N/A	N/A	N/A
08:00:00	0	N/A	N/A	N/A
09:00:00	0	N/A	N/A	N/A
10:00:00	0	N/A	N/A	N/A
11:00:00	0	N/A	N/A	N/A
12:00:00	0	N/A	N/A	N/A
13:00:00	0	N/A	N/A	N/A
14:00:00	0	N/A	N/A	N/A
15:00:00	0	N/A	N/A	N/A
16:00:00	0	N/A	N/A	N/A
17:00:00	0	N/A	N/A	N/A
18:00:00	0	N/A	N/A	N/A
19:00:00	0	N/A	N/A	N/A
20:00:00	0	N/A	N/A	N/A
21:00:00	0	N/A	N/A	N/A
22:00:00	0	N/A	N/A	N/A

Summary of Violators

Tue22Aug24

SAM 9640

from Thu-Mar-21-2024-01-00-PM to Thu-Aug-22-2024-08-59-PM

23:00:00	0	N/A	N/A	N/A
00:00:00	0	N/A	N/A	N/A
01:00:00	0	N/A	N/A	N/A
02:00:00	0	N/A	N/A	N/A
03:00:00	0	N/A	N/A	N/A
04:00:00	0	N/A	N/A	N/A
05:00:00	0	N/A	N/A	N/A
06:00:00	0	N/A	N/A	N/A
07:00:00	0	N/A	N/A	N/A
08:00:00	0	N/A	N/A	N/A
09:00:00	0	N/A	N/A	N/A
10:00:00	0	N/A	N/A	N/A
11:00:00	0	N/A	N/A	N/A
12:00:00	0	N/A	N/A	N/A
13:00:00	0	N/A	N/A	N/A
14:00:00	0	N/A	N/A	N/A
15:00:00	0	N/A	N/A	N/A
16:00:00	0	N/A	N/A	N/A
17:00:00	0	N/A	N/A	N/A
18:00:00	0	N/A	N/A	N/A
19:00:00	0	N/A	N/A	N/A
20:00:00	0	N/A	N/A	N/A
21:00:00	0	N/A	N/A	N/A
22:00:00	0	N/A	N/A	N/A
23:00:00	0	N/A	N/A	N/A
00:00:00	0	N/A	N/A	N/A
01:00:00	0	N/A	N/A	N/A
02:00:00	0	N/A	N/A	N/A
03:00:00	0	N/A	N/A	N/A
04:00:00	0	N/A	N/A	N/A
05:00:00	0	N/A	N/A	N/A
06:00:00	0	N/A	N/A	N/A
07:00:00	0	N/A	N/A	N/A
08:00:00	0	N/A	N/A	N/A
09:00:00	0	N/A	N/A	N/A
10:00:00	0	N/A	N/A	N/A
11:00:00	0	N/A	N/A	N/A
12:00:00	0	N/A	N/A	N/A
13:00:00	0	N/A	N/A	N/A
14:00:00	0	N/A	N/A	N/A
15:00:00	0	N/A	N/A	N/A
16:00:00	0	N/A	N/A	N/A
17:00:00	0	N/A	N/A	N/A
18:00:00	0	N/A	N/A	N/A
19:00:00	0	N/A	N/A	N/A
20:00:00	0	N/A	N/A	N/A
21:00:00	0	N/A	N/A	N/A
22:00:00	0	N/A	N/A	N/A

Summary of Violators

Tue22Aug24

SAM 9640

from Thu-Mar-21-2024-01-00-PM to Thu-Aug-22-2024-08-59-PM

23:00:00	0	N/A	N/A	N/A
00:00:00	0	N/A	N/A	N/A
01:00:00	0	N/A	N/A	N/A
02:00:00	0	N/A	N/A	N/A
03:00:00	0	N/A	N/A	N/A
04:00:00	0	N/A	N/A	N/A
05:00:00	0	N/A	N/A	N/A
06:00:00	0	N/A	N/A	N/A
07:00:00	0	N/A	N/A	N/A
08:00:00	0	N/A	N/A	N/A
09:00:00	0	N/A	N/A	N/A
10:00:00	0	N/A	N/A	N/A
11:00:00	0	N/A	N/A	N/A
12:00:00	0	N/A	N/A	N/A
13:00:00	0	N/A	N/A	N/A
14:00:00	0	N/A	N/A	N/A
15:00:00	0	N/A	N/A	N/A
16:00:00	0	N/A	N/A	N/A
17:00:00	0	N/A	N/A	N/A
18:00:00	0	N/A	N/A	N/A
19:00:00	0	N/A	N/A	N/A
20:00:00	0	N/A	N/A	N/A
21:00:00	0	N/A	N/A	N/A
22:00:00	0	N/A	N/A	N/A
23:00:00	0	N/A	N/A	N/A
00:00:00	0	N/A	N/A	N/A
01:00:00	0	N/A	N/A	N/A
02:00:00	0	N/A	N/A	N/A
03:00:00	0	N/A	N/A	N/A
04:00:00	0	N/A	N/A	N/A
05:00:00	0	N/A	N/A	N/A
06:00:00	0	N/A	N/A	N/A
07:00:00	0	N/A	N/A	N/A
08:00:00	0	N/A	N/A	N/A
09:00:00	0	N/A	N/A	N/A
10:00:00	0	N/A	N/A	N/A
11:00:00	0	N/A	N/A	N/A
12:00:00	0	N/A	N/A	N/A
13:00:00	0	N/A	N/A	N/A
14:00:00	0	N/A	N/A	N/A
15:00:00	0	N/A	N/A	N/A
16:00:00	0	N/A	N/A	N/A
17:00:00	0	N/A	N/A	N/A
18:00:00	0	N/A	N/A	N/A
19:00:00	0	N/A	N/A	N/A
20:00:00	0	N/A	N/A	N/A
21:00:00	0	N/A	N/A	N/A
22:00:00	0	N/A	N/A	N/A

Summary of Violators

Tue22Aug24

SAM 9640

from Thu-Mar-21-2024-01-00-PM to Thu-Aug-22-2024-08-59-PM

23:00:00	0	N/A	N/A	N/A
00:00:00	0	N/A	N/A	N/A
01:00:00	0	N/A	N/A	N/A
02:00:00	0	N/A	N/A	N/A
03:00:00	0	N/A	N/A	N/A
04:00:00	0	N/A	N/A	N/A
05:00:00	0	N/A	N/A	N/A
06:00:00	0	N/A	N/A	N/A
07:00:00	0	N/A	N/A	N/A
08:00:00	0	N/A	N/A	N/A
09:00:00	0	N/A	N/A	N/A
10:00:00	0	N/A	N/A	N/A
11:00:00	0	N/A	N/A	N/A
12:00:00	0	N/A	N/A	N/A
13:00:00	0	N/A	N/A	N/A
14:00:00	0	N/A	N/A	N/A
15:00:00	0	N/A	N/A	N/A
16:00:00	0	N/A	N/A	N/A
17:00:00	0	N/A	N/A	N/A
18:00:00	0	N/A	N/A	N/A
19:00:00	0	N/A	N/A	N/A
20:00:00	0	N/A	N/A	N/A
21:00:00	0	N/A	N/A	N/A
22:00:00	0	N/A	N/A	N/A
23:00:00	0	N/A	N/A	N/A
00:00:00	0	N/A	N/A	N/A
01:00:00	0	N/A	N/A	N/A
02:00:00	0	N/A	N/A	N/A
03:00:00	0	N/A	N/A	N/A
04:00:00	0	N/A	N/A	N/A
05:00:00	0	N/A	N/A	N/A
06:00:00	0	N/A	N/A	N/A
07:00:00	0	N/A	N/A	N/A
08:00:00	0	N/A	N/A	N/A
09:00:00	0	N/A	N/A	N/A
10:00:00	0	N/A	N/A	N/A
11:00:00	0	N/A	N/A	N/A
12:00:00	0	N/A	N/A	N/A
13:00:00	0	N/A	N/A	N/A
14:00:00	0	N/A	N/A	N/A
15:00:00	0	N/A	N/A	N/A
16:00:00	0	N/A	N/A	N/A
17:00:00	0	N/A	N/A	N/A
18:00:00	0	N/A	N/A	N/A
19:00:00	0	N/A	N/A	N/A
20:00:00	0	N/A	N/A	N/A
21:00:00	0	N/A	N/A	N/A
22:00:00	0	N/A	N/A	N/A

Summary of Violators

Tue22Aug24

SAM 9640

from Thu-Mar-21-2024-01-00-PM to Thu-Aug-22-2024-08-59-PM

23:00:00	0	N/A	N/A	N/A
00:00:00	0	N/A	N/A	N/A
01:00:00	0	N/A	N/A	N/A
02:00:00	0	N/A	N/A	N/A
03:00:00	0	N/A	N/A	N/A
04:00:00	0	N/A	N/A	N/A
05:00:00	0	N/A	N/A	N/A
06:00:00	0	N/A	N/A	N/A
07:00:00	0	N/A	N/A	N/A
08:00:00	0	N/A	N/A	N/A
09:00:00	0	N/A	N/A	N/A
10:00:00	0	N/A	N/A	N/A
11:00:00	0	N/A	N/A	N/A
12:00:00	0	N/A	N/A	N/A
13:00:00	0	N/A	N/A	N/A
14:00:00	0	N/A	N/A	N/A
15:00:00	0	N/A	N/A	N/A
16:00:00	0	N/A	N/A	N/A
17:00:00	0	N/A	N/A	N/A
18:00:00	0	N/A	N/A	N/A
19:00:00	0	N/A	N/A	N/A
20:00:00	0	N/A	N/A	N/A
21:00:00	0	N/A	N/A	N/A
22:00:00	0	N/A	N/A	N/A
23:00:00	0	N/A	N/A	N/A
00:00:00	0	N/A	N/A	N/A
01:00:00	0	N/A	N/A	N/A
02:00:00	0	N/A	N/A	N/A
03:00:00	0	N/A	N/A	N/A
04:00:00	0	N/A	N/A	N/A
05:00:00	0	N/A	N/A	N/A
06:00:00	0	N/A	N/A	N/A
07:00:00	0	N/A	N/A	N/A
08:00:00	0	N/A	N/A	N/A
09:00:00	0	N/A	N/A	N/A
10:00:00	0	N/A	N/A	N/A
11:00:00	0	N/A	N/A	N/A
12:00:00	0	N/A	N/A	N/A
13:00:00	0	N/A	N/A	N/A
14:00:00	0	N/A	N/A	N/A
15:00:00	0	N/A	N/A	N/A
16:00:00	0	N/A	N/A	N/A
17:00:00	0	N/A	N/A	N/A
18:00:00	0	N/A	N/A	N/A
19:00:00	0	N/A	N/A	N/A
20:00:00	0	N/A	N/A	N/A
21:00:00	0	N/A	N/A	N/A
22:00:00	0	N/A	N/A	N/A

Summary of Violators

Tue22Aug24

SAM 9640

from Thu-Mar-21-2024-01-00-PM to Thu-Aug-22-2024-08-59-PM

23:00:00	0	N/A	N/A	N/A
00:00:00	0	N/A	N/A	N/A
01:00:00	0	N/A	N/A	N/A
02:00:00	0	N/A	N/A	N/A
03:00:00	0	N/A	N/A	N/A
04:00:00	0	N/A	N/A	N/A
05:00:00	0	N/A	N/A	N/A
06:00:00	0	N/A	N/A	N/A
07:00:00	0	N/A	N/A	N/A
08:00:00	0	N/A	N/A	N/A
09:00:00	0	N/A	N/A	N/A
10:00:00	0	N/A	N/A	N/A
11:00:00	0	N/A	N/A	N/A
12:00:00	0	N/A	N/A	N/A
13:00:00	0	N/A	N/A	N/A
14:00:00	0	N/A	N/A	N/A
15:00:00	0	N/A	N/A	N/A
16:00:00	39	14.4	28	35.2
17:00:00	101	15.0	75	38.1
18:00:00	79	18.4	67	37.3
19:00:00	56	24.3	49	39.1
20:00:00	35	25.4	28	39.1
21:00:00	12	25.2	9	34.7
22:00:00	24	28.0	17	38.1
23:00:00	8	28.1	8	36.9
00:00:00	6	38.3	6	38.3
01:00:00	1	37.5	1	37.5
02:00:00	3	37.5	3	37.5
03:00:00	1	47.5	1	47.5
04:00:00	0	N/A	N/A	N/A
05:00:00	3	42.5	3	42.5
06:00:00	11	41.1	11	41.1
07:00:00	86	18.8	70	38.4
08:00:00	141	14.1	98	37.2
09:00:00	121	12.7	66	35.4
10:00:00	112	13.1	63	35.2
11:00:00	125	14.1	72	36.3
12:00:00	109	12.9	74	35.3
13:00:00	115	11.6	45	35.4
14:00:00	141	10.3	79	34.9
15:00:00	119	11.9	74	34.6
16:00:00	121	11.6	76	35.3
17:00:00	104	14.6	63	35.5
18:00:00	93	15.2	70	35.3
19:00:00	49	22.0	31	36.4
20:00:00	37	21.6	24	36.0
21:00:00	38	23.4	26	35.4
22:00:00	27	22.1	22	35.9

Summary of Violators
Tue22Aug24
SAM 9640

from Thu-Mar-21-2024-01-00-PM to Thu-Aug-22-2024-08-59-PM

23:00:00	13	24.4	12	36.7
00:00:00	7	35.4	5	38.5
01:00:00	2	32.5	1	37.5
02:00:00	3	30.8	2	35.0
03:00:00	0	N/A	N/A	N/A
04:00:00	0	N/A	N/A	N/A
05:00:00	6	43.3	5	46.5
06:00:00	12	31.7	11	38.9
07:00:00	57	20.8	53	37.1
08:00:00	102	15.6	79	36.7
09:00:00	156	9.8	74	35.1
10:00:00	196	8.3	104	34.6
11:00:00	177	9.5	114	35.1
12:00:00	154	10.5	89	35.4
13:00:00	145	11.5	82	35.1
14:00:00	112	14.0	65	36.0
15:00:00	106	14.9	58	36.0
16:00:00	111	12.9	63	35.4
17:00:00	94	15.5	68	36.8
18:00:00	59	18.3	46	36.5
19:00:00	52	21.2	37	36.7
20:00:00	26	21.4	20	36.0
21:00:00	21	30.2	16	37.2
22:00:00	21	30.0	17	37.5
23:00:00	19	30.7	16	39.7
00:00:00	5	30.0	5	36.5
01:00:00	4	36.3	3	39.2
02:00:00	4	31.3	2	35.0
03:00:00	0	N/A	N/A	N/A
04:00:00	0	N/A	N/A	N/A
05:00:00	3	34.2	3	34.2
06:00:00	6	32.9	6	39.2
07:00:00	15	33.0	13	37.9
08:00:00	36	25.7	30	37.3
09:00:00	73	19.4	57	37.0
10:00:00	124	12.4	77	35.1
11:00:00	119	14.7	73	35.7
12:00:00	135	12.4	88	35.6
13:00:00	113	13.4	65	35.7
14:00:00	117	13.8	78	35.7
15:00:00	92	18.8	63	36.9
16:00:00	101	13.7	62	35.6
17:00:00	71	18.7	52	36.7
18:00:00	34	25.3	30	37.0
19:00:00	35	24.9	29	36.5
20:00:00	30	26.1	25	36.3
21:00:00	13	31.7	7	36.1
22:00:00	10	35.0	7	38.2

Summary of Violators

Tue22Aug24

SAM 9640

from Thu-Mar-21-2024-01-00-PM to Thu-Aug-22-2024-08-59-PM

23:00:00	7	37.5	6	39.2
00:00:00	7	35.4	5	38.5
01:00:00	1	37.5	1	37.5
02:00:00	0	N/A	N/A	N/A
03:00:00	1	27.5	0	0.0
04:00:00	1	32.5	1	32.5
05:00:00	0	N/A	N/A	N/A
06:00:00	16	27.5	14	36.4
07:00:00	22	29.8	16	40.3
08:00:00	52	26.7	41	39.1
09:00:00	73	19.5	54	36.4
10:00:00	85	16.0	60	35.4
11:00:00	122	11.9	68	34.7
12:00:00	103	15.0	73	35.4
13:00:00	107	12.7	63	35.4
14:00:00	87	15.7	56	35.8
15:00:00	95	15.0	60	35.7
16:00:00	73	18.9	44	36.5
17:00:00	69	19.0	49	36.5
18:00:00	31	27.4	23	38.4
19:00:00	34	23.3	26	36.9
20:00:00	21	31.0	17	37.5
21:00:00	20	28.4	15	36.2
22:00:00	12	38.8	10	41.0
23:00:00	10	23.3	4	37.5
00:00:00	2	40.0	2	40.0
01:00:00	1	32.5	1	32.5
02:00:00	1	37.5	1	37.5
03:00:00	1	52.5	1	52.5
04:00:00	0	N/A	N/A	N/A
05:00:00	1	52.5	1	52.5
06:00:00	20	28.8	20	40.8
07:00:00	100	16.5	88	38.9
08:00:00	142	13.1	99	36.5
09:00:00	128	12.1	79	34.7
10:00:00	90	12.4	55	34.3
11:00:00	97	14.3	60	35.6
12:00:00	120	13.1	78	35.5
13:00:00	101	14.9	58	35.4
14:00:00	94	16.8	63	36.5
15:00:00	116	13.6	72	35.6
16:00:00	80	17.6	49	35.9
17:00:00	92	17.8	61	36.5
18:00:00	71	16.3	42	36.4
19:00:00	44	22.6	35	35.2
20:00:00	35	24.6	25	37.1
21:00:00	35	25.4	26	36.5
22:00:00	10	24.8	10	36.0

Summary of Violators

Tue22Aug24

SAM 9640

from Thu-Mar-21-2024-01-00-PM to Thu-Aug-22-2024-08-59-PM

23:00:00	5	36.5	4	38.8
00:00:00	6	35.8	5	37.5
01:00:00	0	N/A	N/A	N/A
02:00:00	0	N/A	N/A	N/A
03:00:00	0	N/A	N/A	N/A
04:00:00	1	42.5	1	42.5
05:00:00	1	47.5	1	47.5
06:00:00	19	25.7	17	38.4
07:00:00	114	14.8	82	37.9
08:00:00	159	10.4	105	35.5
09:00:00	146	10.5	80	35.1
10:00:00	102	13.2	67	36.0
11:00:00	118	12.4	65	35.7
12:00:00	119	12.4	69	35.4
13:00:00	110	12.7	70	35.8
14:00:00	117	13.0	66	35.2
15:00:00	104	15.2	77	35.7
16:00:00	126	13.2	70	35.8
17:00:00	111	16.0	77	37.1
18:00:00	77	21.3	59	38.3
19:00:00	36	26.4	32	37.3
20:00:00	43	27.6	33	38.7
21:00:00	30	23.8	16	36.3
22:00:00	14	36.1	12	37.9
23:00:00	3	32.5	2	35.0
00:00:00	4	38.8	4	38.8
01:00:00	1	37.5	1	37.5
02:00:00	1	37.5	1	37.5
03:00:00	0	N/A	N/A	N/A
04:00:00	0	N/A	N/A	N/A
05:00:00	9	27.2	9	40.3
06:00:00	19	29.7	17	42.5
07:00:00	112	16.2	86	37.4
08:00:00	136	13.1	95	35.9
09:00:00	130	10.9	81	35.0
10:00:00	123	11.3	71	33.9
11:00:00	120	12.4	83	35.4
12:00:00	120	12.9	71	35.5
13:00:00	100	14.9	66	36.1
14:00:00	116	12.3	64	35.4
15:00:00	87	14.8	60	34.8
16:00:00	107	15.2	74	37.0
17:00:00	111	16.2	76	37.6
18:00:00	93	17.0	65	37.3
19:00:00	45	26.8	38	38.9
20:00:00	28	27.4	17	39.9
21:00:00	23	30.8	17	36.3
22:00:00	16	31.9	14	37.1

Summary of Violators
Tue22Aug24
SAM 9640

from Thu-Mar-21-2024-01-00-PM to Thu-Aug-22-2024-08-59-PM

23:00:00	7	35.4	4	41.3
00:00:00	3	37.5	3	37.5
01:00:00	1	32.5	1	32.5
02:00:00	1	37.5	1	37.5
03:00:00	1	47.5	1	47.5
04:00:00	0	N/A	N/A	N/A
05:00:00	4	46.3	4	46.3
06:00:00	19	30.9	19	39.3
07:00:00	131	13.0	103	37.5
08:00:00	133	11.9	90	36.2
09:00:00	137	11.2	80	35.3
10:00:00	127	12.5	60	35.4
11:00:00	147	10.6	79	35.5
12:00:00	106	14.2	71	35.1
13:00:00	119	13.1	66	35.6
14:00:00	126	12.7	83	35.9
15:00:00	117	13.3	88	35.5
16:00:00	142	11.2	93	35.7
17:00:00	114	15.0	81	37.3
18:00:00	100	15.7	81	37.4
19:00:00	70	20.5	54	38.7
20:00:00	49	24.0	37	37.4
21:00:00	34	26.7	26	38.8
22:00:00	33	26.1	30	37.7
23:00:00	15	31.3	14	39.3
00:00:00	8	41.9	7	43.9
01:00:00	3	42.5	3	42.5
02:00:00	2	45.0	2	45.0
03:00:00	3	37.5	3	37.5
04:00:00	2	35.0	2	35.0
05:00:00	31	26.0	28	39.6
06:00:00	10	26.8	10	36.5
07:00:00	41	28.2	32	39.2
08:00:00	61	22.0	54	37.8
09:00:00	109	15.7	70	36.5
10:00:00	100	13.5	62	34.4
11:00:00	132	12.5	77	36.1
12:00:00	152	10.4	99	35.4
13:00:00	138	11.9	80	35.3
14:00:00	122	11.9	71	34.6
15:00:00	116	15.6	75	36.6
16:00:00	108	15.7	72	37.4
17:00:00	92	17.0	69	36.3
18:00:00	96	18.2	66	38.9
19:00:00	51	22.4	41	37.1
20:00:00	25	28.8	17	40.4
21:00:00	37	24.8	28	37.9
22:00:00	36	24.1	30	35.8

Summary of Violators
Tue22Aug24
SAM 9640

from Thu-Mar-21-2024-01-00-PM to Thu-Aug-22-2024-08-59-PM

23:00:00	11	36.1	9	38.1
00:00:00	11	34.8	8	37.5
01:00:00	0	N/A	N/A	N/A
02:00:00	3	39.2	3	39.2
03:00:00	1	27.5	0	0.0
04:00:00	0	N/A	N/A	N/A
05:00:00	2	45.0	2	45.0
06:00:00	9	35.6	8	40.6
07:00:00	26	29.2	18	38.3
08:00:00	38	27.4	29	37.8
09:00:00	73	16.8	50	36.2
10:00:00	76	15.4	56	35.1
11:00:00	132	11.3	70	35.2
12:00:00	121	13.4	68	35.4
13:00:00	102	14.7	63	36.3
14:00:00	96	16.3	55	36.9
15:00:00	78	18.5	54	37.7
16:00:00	65	19.9	46	36.3
17:00:00	58	24.1	42	38.7
18:00:00	52	25.8	38	39.3
19:00:00	26	26.3	23	37.3
20:00:00	29	25.6	20	36.8
21:00:00	18	28.8	14	35.7
22:00:00	17	27.9	11	37.0
23:00:00	6	28.3	2	32.5
00:00:00	2	30.0	1	37.5
01:00:00	1	32.5	1	32.5
02:00:00	1	32.5	1	32.5
03:00:00	1	37.5	1	37.5
04:00:00	0	N/A	N/A	N/A
05:00:00	2	42.5	2	42.5
06:00:00	17	30.9	15	38.5
07:00:00	98	17.6	76	37.6
08:00:00	134	12.2	93	35.9
09:00:00	108	14.3	63	36.5
10:00:00	114	14.0	60	35.6
11:00:00	112	12.1	57	34.8
12:00:00	107	14.2	69	35.6
13:00:00	109	11.2	59	35.0
14:00:00	101	13.8	53	35.4
15:00:00	111	13.5	69	35.2
16:00:00	103	13.9	63	35.7
17:00:00	112	14.5	82	36.6
18:00:00	75	19.4	52	37.6
19:00:00	50	21.7	43	37.8
20:00:00	37	28.4	26	38.7
21:00:00	16	29.8	15	36.8
22:00:00	10	29.0	8	38.8

Summary of Violators
Tue22Aug24
SAM 9640

from Thu-Mar-21-2024-01-00-PM to Thu-Aug-22-2024-08-59-PM

23:00:00	9	29.4	5	36.5
00:00:00	7	30.0	4	40.0
01:00:00	5	30.5	2	37.5
02:00:00	0	N/A	N/A	N/A
03:00:00	0	N/A	N/A	N/A
04:00:00	1	47.5	1	47.5
05:00:00	2	42.5	2	42.5
06:00:00	14	31.6	13	41.3
07:00:00	103	15.8	86	39.3
08:00:00	150	11.1	70	36.3
09:00:00	127	12.7	85	35.7
10:00:00	104	14.4	61	35.5
11:00:00	110	12.5	57	34.7
12:00:00	104	15.0	56	36.0
13:00:00	84	14.9	60	35.7
14:00:00	114	11.3	66	34.4
15:00:00	95	15.7	63	35.5
16:00:00	106	14.2	68	35.6
17:00:00	111	14.8	79	36.2
18:00:00	74	20.3	49	37.8
19:00:00	29	29.5	22	37.7
20:00:00	28	25.7	22	38.0
21:00:00	33	23.9	25	36.3
22:00:00	16	31.6	14	37.1
23:00:00	6	31.7	4	33.8
00:00:00	4	37.5	4	37.5
01:00:00	3	30.8	2	35.0
02:00:00	1	32.5	1	32.5
03:00:00	0	N/A	N/A	N/A
04:00:00	0	N/A	N/A	N/A
05:00:00	4	38.8	3	42.5
06:00:00	7	35.4	6	38.3
07:00:00	97	15.2	75	38.9
08:00:00	140	12.0	89	35.8
09:00:00	186	9.2	54	36.8
10:00:00	104	14.4	54	35.9
11:00:00	102	13.5	61	35.3
12:00:00	127	12.4	70	35.9
13:00:00	116	13.0	69	35.5
14:00:00	106	14.5	65	35.7
15:00:00	126	12.6	76	36.3
16:00:00	123	12.9	81	35.7
17:00:00	101	14.4	72	36.9
18:00:00	72	18.0	50	38.1
19:00:00	37	24.9	26	36.9
20:00:00	44	20.2	31	36.2
21:00:00	22	29.3	17	37.2
22:00:00	19	33.3	15	38.8

Summary of Violators
Tue22Aug24
SAM 9640

from Thu-Mar-21-2024-01-00-PM to Thu-Aug-22-2024-08-59-PM

23:00:00	9	31.1	5	39.5
00:00:00	4	37.5	4	37.5
01:00:00	6	34.2	5	35.5
02:00:00	2	35.0	2	35.0
03:00:00	0	N/A	N/A	N/A
04:00:00	0	N/A	N/A	N/A
05:00:00	6	41.7	5	44.5
06:00:00	14	37.5	11	40.7
07:00:00	102	16.1	85	39.0
08:00:00	154	10.9	99	35.8
09:00:00	94	14.9	58	35.9
10:00:00	79	16.6	52	35.6
11:00:00	101	12.2	45	35.2
12:00:00	100	14.2	49	36.1
13:00:00	95	13.7	48	35.5
14:00:00	109	12.3	49	34.9
15:00:00	116	11.6	69	35.2
16:00:00	100	13.5	56	35.6
17:00:00	76	17.5	50	36.4
18:00:00	85	16.3	58	36.3
19:00:00	44	22.6	33	36.9
20:00:00	37	23.3	25	38.7
21:00:00	16	33.1	13	40.6
22:00:00	26	24.9	17	35.4
23:00:00	15	33.0	11	37.5
00:00:00	5	35.5	4	38.8
01:00:00	3	35.8	2	40.0
02:00:00	4	41.3	3	45.8
03:00:00	0	N/A	N/A	N/A
04:00:00	1	37.5	1	37.5
05:00:00	4	45.0	4	45.0
06:00:00	15	37.0	13	41.3
07:00:00	85	18.2	73	37.8
08:00:00	146	12.0	105	36.7
09:00:00	150	11.0	87	35.6
10:00:00	121	11.5	78	35.4
11:00:00	126	11.1	68	34.7
12:00:00	135	13.0	89	35.5
13:00:00	140	10.8	73	34.7
14:00:00	127	11.2	77	35.1
15:00:00	146	11.0	82	35.1
16:00:00	121	12.8	73	36.1
17:00:00	117	14.2	79	36.4
18:00:00	99	16.0	79	37.6
19:00:00	56	25.0	47	38.1
20:00:00	43	26.5	35	37.9
21:00:00	52	20.7	34	37.4
22:00:00	27	25.4	19	36.2

Summary of Violators
Tue22Aug24
SAM 9640

from Thu-Mar-21-2024-01-00-PM to Thu-Aug-22-2024-08-59-PM

23:00:00	15	40.2	13	42.1
00:00:00	6	31.3	6	36.7
01:00:00	1	32.5	1	32.5
02:00:00	1	37.5	1	37.5
03:00:00	0	N/A	N/A	N/A
04:00:00	1	37.5	1	37.5
05:00:00	5	39.5	5	39.5
06:00:00	26	25.4	18	37.5
07:00:00	59	21.7	46	38.4
08:00:00	80	19.4	51	38.3
09:00:00	173	10.1	91	35.5
10:00:00	242	7.0	108	34.7
11:00:00	239	7.3	114	35.0
12:00:00	195	9.2	96	35.2
13:00:00	185	9.5	119	35.1
14:00:00	145	10.1	82	34.7
15:00:00	116	14.0	77	35.9
16:00:00	101	15.3	70	36.6
17:00:00	90	17.5	66	38.3
18:00:00	69	22.2	48	39.2
19:00:00	64	24.1	42	38.0
20:00:00	29	25.0	22	39.1
21:00:00	30	24.3	20	36.5
22:00:00	21	31.0	14	38.9
23:00:00	17	28.5	14	35.7
00:00:00	8	31.6	5	39.5
01:00:00	4	35.0	3	39.2
02:00:00	3	25.0	3	39.2
03:00:00	1	57.5	1	57.5
04:00:00	0	N/A	N/A	N/A
05:00:00	3	40.8	3	40.8
06:00:00	14	32.5	13	37.9
07:00:00	18	34.3	16	38.1
08:00:00	35	25.9	25	37.7
09:00:00	82	17.6	64	37.0
10:00:00	73	18.0	48	36.8
11:00:00	134	12.1	75	35.2
12:00:00	108	14.7	77	36.3
13:00:00	103	12.7	66	35.0
14:00:00	92	15.2	54	35.5
15:00:00	73	20.1	49	36.3
16:00:00	74	19.3	51	36.3
17:00:00	57	19.6	43	36.1
18:00:00	37	27.5	34	38.4
19:00:00	28	31.9	26	39.4
20:00:00	33	22.6	22	35.7
21:00:00	20	24.5	11	38.0
22:00:00	19	24.6	13	37.5

Summary of Violators
Tue22Aug24
SAM 9640

from Thu-Mar-21-2024-01-00-PM to Thu-Aug-22-2024-08-59-PM

23:00:00	9	29.2	4	33.8
00:00:00	5	39.5	5	39.5
01:00:00	2	37.5	2	37.5
02:00:00	2	30.0	1	32.5
03:00:00	0	N/A	N/A	N/A
04:00:00	0	N/A	N/A	N/A
05:00:00	2	42.5	2	42.5
06:00:00	19	24.1	16	36.3
07:00:00	109	15.1	80	38.6
08:00:00	127	14.1	78	36.5
09:00:00	136	11.3	78	34.8
10:00:00	106	13.3	59	35.3
11:00:00	107	11.8	51	34.8
12:00:00	116	11.9	75	34.9
13:00:00	113	12.9	57	35.5
14:00:00	131	13.1	82	36.1
15:00:00	117	10.9	70	34.6
16:00:00	92	15.9	60	36.7
17:00:00	120	13.2	77	36.2
18:00:00	71	18.7	57	37.2
19:00:00	43	19.9	34	37.9
20:00:00	28	25.4	20	38.0
21:00:00	26	20.7	17	33.7
22:00:00	6	31.3	6	36.7
23:00:00	4	28.8	2	35.0
00:00:00	4	32.5	2	37.5
01:00:00	1	27.5	0	0.0
02:00:00	6	30.8	3	35.8
03:00:00	0	N/A	N/A	N/A
04:00:00	0	N/A	N/A	N/A
05:00:00	1	42.5	1	42.5
06:00:00	20	32.4	17	39.6
07:00:00	102	16.6	75	38.5
08:00:00	157	10.7	90	35.3
09:00:00	125	11.4	84	36.0
10:00:00	114	12.7	65	35.8
11:00:00	133	12.2	77	34.8
12:00:00	110	13.1	61	35.6
13:00:00	96	15.7	56	36.1
14:00:00	107	13.2	55	35.5
15:00:00	131	13.0	70	36.1
16:00:00	100	13.5	54	35.5
17:00:00	95	15.5	74	36.8
18:00:00	56	22.2	39	36.9
19:00:00	45	21.4	28	36.1
20:00:00	33	28.9	24	37.5
21:00:00	25	27.4	19	36.7
22:00:00	10	30.8	6	37.5

Summary of Violators
Tue22Aug24
SAM 9640

from Thu-Mar-21-2024-01-00-PM to Thu-Aug-22-2024-08-59-PM

23:00:00	9	24.4	6	37.5
00:00:00	7	29.3	5	38.5
01:00:00	2	30.0	1	32.5
02:00:00	6	18.3	2	47.5
03:00:00	1	37.5	1	37.5
04:00:00	3	7.5	0	0.0
05:00:00	14	11.4	4	36.3
06:00:00	45	8.9	10	38.0
07:00:00	103	15.6	77	36.5
08:00:00	151	10.8	76	35.2
09:00:00	103	12.3	54	34.4
10:00:00	112	12.0	47	34.6
11:00:00	101	11.7	37	34.8
12:00:00	92	13.2	58	34.7
13:00:00	86	15.3	54	36.1
14:00:00	111	12.0	61	35.2
15:00:00	109	12.4	68	34.8
16:00:00	113	14.1	70	36.1
17:00:00	95	15.7	60	36.6
18:00:00	70	18.7	60	36.5
19:00:00	56	19.2	40	35.1
20:00:00	40	25.6	31	38.8
21:00:00	23	26.1	17	35.7
22:00:00	16	27.3	11	35.2
23:00:00	6	26.3	4	33.8
00:00:00	2	37.5	2	37.5
01:00:00	2	30.0	1	32.5
02:00:00	2	35.0	2	35.0
03:00:00	0	N/A	N/A	N/A
04:00:00	2	45.0	2	45.0
05:00:00	7	35.7	7	41.1
06:00:00	13	32.7	11	38.0
07:00:00	119	15.2	92	37.2
08:00:00	158	10.0	93	35.5
09:00:00	121	12.3	64	35.2
10:00:00	99	13.5	65	35.0
11:00:00	114	11.1	56	34.6
12:00:00	110	12.8	64	35.5
13:00:00	109	12.2	46	34.6
14:00:00	122	12.2	71	35.2
15:00:00	131	12.0	63	35.4
16:00:00	100	14.9	63	36.2
17:00:00	116	13.1	75	36.1
18:00:00	82	18.2	60	36.7
19:00:00	41	24.8	31	37.8
20:00:00	36	28.1	26	38.1
21:00:00	26	28.7	18	37.5
22:00:00	33	24.1	24	39.0

Summary of Violators
Tue22Aug24
SAM 9640

from Thu-Mar-21-2024-01-00-PM to Thu-Aug-22-2024-08-59-PM

23:00:00	7	42.5	7	42.5
00:00:00	10	28.5	7	37.5
01:00:00	3	35.8	3	35.8
02:00:00	0	N/A	N/A	N/A
03:00:00	0	N/A	N/A	N/A
04:00:00	1	47.5	1	47.5
05:00:00	7	43.2	7	43.2
06:00:00	33	27.3	29	37.0
07:00:00	96	18.0	75	38.8
08:00:00	140	12.3	85	36.7
09:00:00	150	11.3	78	35.7
10:00:00	117	13.2	72	34.9
11:00:00	133	11.7	86	34.9
12:00:00	140	10.7	72	34.9
13:00:00	117	13.8	67	36.2
14:00:00	129	12.4	81	35.9
15:00:00	140	11.7	90	36.2
16:00:00	128	11.0	70	35.2
17:00:00	156	12.6	107	36.8
18:00:00	132	15.6	97	38.0
19:00:00	102	19.7	75	39.5
20:00:00	65	18.2	51	37.7
21:00:00	38	22.6	24	35.4
22:00:00	42	20.9	35	36.2
23:00:00	15	32.8	14	38.6
00:00:00	7	39.6	6	41.7
01:00:00	5	39.5	4	42.5
02:00:00	1	32.5	1	32.5
03:00:00	2	32.5	2	32.5
04:00:00	2	42.5	2	42.5
05:00:00	4	33.1	4	43.8
06:00:00	14	33.9	13	39.4
07:00:00	25	33.4	20	41.0
08:00:00	59	20.5	37	36.8
09:00:00	76	18.9	52	37.0
10:00:00	102	13.4	58	35.2
11:00:00	159	8.9	67	34.8
12:00:00	131	11.5	84	35.7
13:00:00	162	10.2	90	35.2
14:00:00	136	11.0	62	35.2
15:00:00	115	12.5	64	34.9
16:00:00	109	12.4	66	35.3
17:00:00	107	13.7	61	35.5
18:00:00	79	15.6	53	35.5
19:00:00	44	22.1	30	37.8
20:00:00	33	30.5	23	37.3
21:00:00	28	22.7	15	35.8
22:00:00	22	23.2	12	35.8

Summary of Violators

Tue22Aug24

SAM 9640

from Thu-Mar-21-2024-01-00-PM to Thu-Aug-22-2024-08-59-PM

23:00:00	9	33.6	6	36.7
00:00:00	8	34.4	6	37.5
01:00:00	7	27.5	7	36.8
02:00:00	2	30.0	1	32.5
03:00:00	0	N/A	N/A	N/A
04:00:00	0	N/A	N/A	N/A
05:00:00	1	37.5	1	37.5
06:00:00	15	28.5	11	36.6
07:00:00	31	15.2	10	40.0
08:00:00	33	22.8	20	38.0
09:00:00	38	21.3	31	36.9
10:00:00	75	15.2	49	35.3
11:00:00	115	14.5	66	36.3
12:00:00	130	11.7	90	35.0
13:00:00	126	11.5	72	35.2
14:00:00	98	13.4	57	34.3
15:00:00	78	17.5	49	35.9
16:00:00	85	15.1	60	35.8
17:00:00	119	11.1	48	36.1
18:00:00	64	19.8	52	37.9
19:00:00	33	22.5	26	36.9
20:00:00	25	32.6	21	38.7
21:00:00	26	30.1	18	36.7
22:00:00	19	25.3	14	36.4
23:00:00	12	32.7	10	37.0
00:00:00	4	35.0	4	35.0
01:00:00	1	37.5	1	37.5
02:00:00	2	21.3	2	42.5
03:00:00	0	N/A	N/A	N/A
04:00:00	0	N/A	N/A	N/A
05:00:00	3	44.2	3	44.2
06:00:00	16	26.1	9	39.2
07:00:00	28	25.2	24	36.5
08:00:00	61	21.0	48	36.9
09:00:00	84	15.4	50	36.7
10:00:00	117	11.5	74	34.9
11:00:00	145	10.2	76	34.9
12:00:00	132	11.3	83	35.3
13:00:00	119	12.1	73	35.6
14:00:00	102	14.7	62	36.0
15:00:00	97	15.2	62	36.5
16:00:00	94	15.3	66	35.9
17:00:00	61	21.9	46	37.3
18:00:00	65	17.6	42	37.4
19:00:00	50	23.8	38	36.2
20:00:00	23	27.8	20	36.0
21:00:00	20	25.1	12	36.3
22:00:00	8	34.4	5	38.5

Summary of Violators

Tue22Aug24

SAM 9640

from Thu-Mar-21-2024-01-00-PM to Thu-Aug-22-2024-08-59-PM

23:00:00	6	36.7	4	42.5
00:00:00	0	N/A	N/A	N/A
01:00:00	0	N/A	N/A	N/A
02:00:00	0	N/A	N/A	N/A
03:00:00	0	N/A	N/A	N/A
04:00:00	0	N/A	N/A	N/A
05:00:00	0	N/A	N/A	N/A
06:00:00	0	N/A	N/A	N/A
07:00:00	0	N/A	N/A	N/A
08:00:00	0	N/A	N/A	N/A
09:00:00	0	N/A	N/A	N/A
10:00:00	0	N/A	N/A	N/A
11:00:00	0	N/A	N/A	N/A
12:00:00	0	N/A	N/A	N/A
13:00:00	0	N/A	N/A	N/A
14:00:00	0	N/A	N/A	N/A
15:00:00	0	N/A	N/A	N/A
16:00:00	0	N/A	N/A	N/A
17:00:00	0	N/A	N/A	N/A
18:00:00	0	N/A	N/A	N/A
19:00:00	0	N/A	N/A	N/A
20:00:00	0	N/A	N/A	N/A
21:00:00	0	N/A	N/A	N/A
22:00:00	0	N/A	N/A	N/A
23:00:00	0	N/A	N/A	N/A
00:00:00	0	N/A	N/A	N/A
01:00:00	0	N/A	N/A	N/A
02:00:00	0	N/A	N/A	N/A
03:00:00	0	N/A	N/A	N/A
04:00:00	0	N/A	N/A	N/A
05:00:00	0	N/A	N/A	N/A
06:00:00	0	N/A	N/A	N/A
07:00:00	0	N/A	N/A	N/A
08:00:00	0	N/A	N/A	N/A
09:00:00	0	N/A	N/A	N/A
10:00:00	0	N/A	N/A	N/A
11:00:00	0	N/A	N/A	N/A
12:00:00	0	N/A	N/A	N/A
13:00:00	0	N/A	N/A	N/A
14:00:00	0	N/A	N/A	N/A
15:00:00	0	N/A	N/A	N/A
16:00:00	0	N/A	N/A	N/A
17:00:00	0	N/A	N/A	N/A
18:00:00	0	N/A	N/A	N/A
19:00:00	0	N/A	N/A	N/A
20:00:00	0	N/A	N/A	N/A
21:00:00	0	N/A	N/A	N/A
22:00:00	0	N/A	N/A	N/A

Summary of Violators

Tue22Aug24

SAM 9640

from Thu-Mar-21-2024-01-00-PM to Thu-Aug-22-2024-08-59-PM

23:00:00	0	N/A	N/A	N/A
00:00:00	0	N/A	N/A	N/A
01:00:00	0	N/A	N/A	N/A
02:00:00	0	N/A	N/A	N/A
03:00:00	0	N/A	N/A	N/A
04:00:00	0	N/A	N/A	N/A
05:00:00	0	N/A	N/A	N/A
06:00:00	0	N/A	N/A	N/A
07:00:00	0	N/A	N/A	N/A
08:00:00	0	N/A	N/A	N/A
09:00:00	0	N/A	N/A	N/A
10:00:00	0	N/A	N/A	N/A
11:00:00	0	N/A	N/A	N/A
12:00:00	0	N/A	N/A	N/A
13:00:00	0	N/A	N/A	N/A
14:00:00	0	N/A	N/A	N/A
15:00:00	0	N/A	N/A	N/A
16:00:00	0	N/A	N/A	N/A
17:00:00	0	N/A	N/A	N/A
18:00:00	0	N/A	N/A	N/A
19:00:00	0	N/A	N/A	N/A
20:00:00	0	N/A	N/A	N/A
21:00:00	0	N/A	N/A	N/A
22:00:00	0	N/A	N/A	N/A
23:00:00	0	N/A	N/A	N/A
00:00:00	0	N/A	N/A	N/A
01:00:00	0	N/A	N/A	N/A
02:00:00	0	N/A	N/A	N/A
03:00:00	0	N/A	N/A	N/A
04:00:00	0	N/A	N/A	N/A
05:00:00	0	N/A	N/A	N/A
06:00:00	0	N/A	N/A	N/A
07:00:00	0	N/A	N/A	N/A
08:00:00	0	N/A	N/A	N/A
09:00:00	0	N/A	N/A	N/A
10:00:00	0	N/A	N/A	N/A
11:00:00	0	N/A	N/A	N/A
12:00:00	0	N/A	N/A	N/A
13:00:00	0	N/A	N/A	N/A
14:00:00	0	N/A	N/A	N/A
15:00:00	0	N/A	N/A	N/A
16:00:00	0	N/A	N/A	N/A
17:00:00	0	N/A	N/A	N/A
18:00:00	0	N/A	N/A	N/A
19:00:00	0	N/A	N/A	N/A
20:00:00	0	N/A	N/A	N/A
21:00:00	0	N/A	N/A	N/A
22:00:00	0	N/A	N/A	N/A

Summary of Violators

Tue22Aug24

SAM 9640

from Thu-Mar-21-2024-01-00-PM to Thu-Aug-22-2024-08-59-PM

23:00:00	0	N/A	N/A	N/A
00:00:00	0	N/A	N/A	N/A
01:00:00	0	N/A	N/A	N/A
02:00:00	0	N/A	N/A	N/A
03:00:00	0	N/A	N/A	N/A
04:00:00	0	N/A	N/A	N/A
05:00:00	0	N/A	N/A	N/A
06:00:00	0	N/A	N/A	N/A
07:00:00	0	N/A	N/A	N/A
08:00:00	0	N/A	N/A	N/A
09:00:00	0	N/A	N/A	N/A
10:00:00	0	N/A	N/A	N/A
11:00:00	0	N/A	N/A	N/A
12:00:00	0	N/A	N/A	N/A
13:00:00	0	N/A	N/A	N/A
14:00:00	0	N/A	N/A	N/A
15:00:00	0	N/A	N/A	N/A
16:00:00	0	N/A	N/A	N/A
17:00:00	0	N/A	N/A	N/A
18:00:00	0	N/A	N/A	N/A
19:00:00	0	N/A	N/A	N/A
20:00:00	0	N/A	N/A	N/A
21:00:00	0	N/A	N/A	N/A
22:00:00	0	N/A	N/A	N/A
23:00:00	0	N/A	N/A	N/A
00:00:00	0	N/A	N/A	N/A
01:00:00	0	N/A	N/A	N/A
02:00:00	0	N/A	N/A	N/A
03:00:00	0	N/A	N/A	N/A
04:00:00	0	N/A	N/A	N/A
05:00:00	0	N/A	N/A	N/A
06:00:00	0	N/A	N/A	N/A
07:00:00	0	N/A	N/A	N/A
08:00:00	0	N/A	N/A	N/A
09:00:00	0	N/A	N/A	N/A
10:00:00	0	N/A	N/A	N/A
11:00:00	0	N/A	N/A	N/A
12:00:00	0	N/A	N/A	N/A
13:00:00	0	N/A	N/A	N/A
14:00:00	0	N/A	N/A	N/A
15:00:00	0	N/A	N/A	N/A
16:00:00	0	N/A	N/A	N/A
17:00:00	0	N/A	N/A	N/A
18:00:00	0	N/A	N/A	N/A
19:00:00	0	N/A	N/A	N/A
20:00:00	0	N/A	N/A	N/A
21:00:00	0	N/A	N/A	N/A
22:00:00	0	N/A	N/A	N/A

Summary of Violators

Tue22Aug24

SAM 9640

from Thu-Mar-21-2024-01-00-PM to Thu-Aug-22-2024-08-59-PM

23:00:00	0	N/A	N/A	N/A
00:00:00	0	N/A	N/A	N/A
01:00:00	0	N/A	N/A	N/A
02:00:00	0	N/A	N/A	N/A
03:00:00	0	N/A	N/A	N/A
04:00:00	0	N/A	N/A	N/A
05:00:00	0	N/A	N/A	N/A
06:00:00	0	N/A	N/A	N/A
07:00:00	0	N/A	N/A	N/A
08:00:00	0	N/A	N/A	N/A
09:00:00	0	N/A	N/A	N/A
10:00:00	0	N/A	N/A	N/A
11:00:00	0	N/A	N/A	N/A
12:00:00	0	N/A	N/A	N/A
13:00:00	0	N/A	N/A	N/A
14:00:00	0	N/A	N/A	N/A
15:00:00	0	N/A	N/A	N/A
16:00:00	0	N/A	N/A	N/A
17:00:00	0	N/A	N/A	N/A
18:00:00	0	N/A	N/A	N/A
19:00:00	0	N/A	N/A	N/A
20:00:00	0	N/A	N/A	N/A
21:00:00	0	N/A	N/A	N/A
22:00:00	0	N/A	N/A	N/A
23:00:00	0	N/A	N/A	N/A
00:00:00	0	N/A	N/A	N/A
01:00:00	0	N/A	N/A	N/A
02:00:00	0	N/A	N/A	N/A
03:00:00	0	N/A	N/A	N/A
04:00:00	0	N/A	N/A	N/A
05:00:00	0	N/A	N/A	N/A
06:00:00	0	N/A	N/A	N/A
07:00:00	0	N/A	N/A	N/A
08:00:00	0	N/A	N/A	N/A
09:00:00	0	N/A	N/A	N/A
10:00:00	0	N/A	N/A	N/A
11:00:00	0	N/A	N/A	N/A
12:00:00	0	N/A	N/A	N/A
13:00:00	0	N/A	N/A	N/A
14:00:00	0	N/A	N/A	N/A
15:00:00	0	N/A	N/A	N/A
16:00:00	0	N/A	N/A	N/A
17:00:00	0	N/A	N/A	N/A
18:00:00	0	N/A	N/A	N/A
19:00:00	0	N/A	N/A	N/A
20:00:00	0	N/A	N/A	N/A
21:00:00	0	N/A	N/A	N/A
22:00:00	0	N/A	N/A	N/A

Summary of Violators

Tue22Aug24

SAM 9640

from Thu-Mar-21-2024-01-00-PM to Thu-Aug-22-2024-08-59-PM

23:00:00	0	N/A	N/A	N/A
00:00:00	0	N/A	N/A	N/A
01:00:00	0	N/A	N/A	N/A
02:00:00	0	N/A	N/A	N/A
03:00:00	0	N/A	N/A	N/A
04:00:00	0	N/A	N/A	N/A
05:00:00	0	N/A	N/A	N/A
06:00:00	0	N/A	N/A	N/A
07:00:00	0	N/A	N/A	N/A
08:00:00	0	N/A	N/A	N/A
09:00:00	0	N/A	N/A	N/A
10:00:00	0	N/A	N/A	N/A
11:00:00	0	N/A	N/A	N/A
12:00:00	0	N/A	N/A	N/A
13:00:00	0	N/A	N/A	N/A
14:00:00	0	N/A	N/A	N/A
15:00:00	0	N/A	N/A	N/A
16:00:00	0	N/A	N/A	N/A
17:00:00	0	N/A	N/A	N/A
18:00:00	0	N/A	N/A	N/A
19:00:00	0	N/A	N/A	N/A
20:00:00	0	N/A	N/A	N/A
21:00:00	0	N/A	N/A	N/A
22:00:00	0	N/A	N/A	N/A
23:00:00	0	N/A	N/A	N/A
00:00:00	0	N/A	N/A	N/A
01:00:00	0	N/A	N/A	N/A
02:00:00	0	N/A	N/A	N/A
03:00:00	0	N/A	N/A	N/A
04:00:00	0	N/A	N/A	N/A
05:00:00	0	N/A	N/A	N/A
06:00:00	0	N/A	N/A	N/A
07:00:00	0	N/A	N/A	N/A
08:00:00	0	N/A	N/A	N/A
09:00:00	0	N/A	N/A	N/A
10:00:00	0	N/A	N/A	N/A
11:00:00	0	N/A	N/A	N/A
12:00:00	0	N/A	N/A	N/A
13:00:00	0	N/A	N/A	N/A
14:00:00	0	N/A	N/A	N/A
15:00:00	0	N/A	N/A	N/A
16:00:00	0	N/A	N/A	N/A
17:00:00	0	N/A	N/A	N/A
18:00:00	0	N/A	N/A	N/A
19:00:00	0	N/A	N/A	N/A
20:00:00	0	N/A	N/A	N/A
21:00:00	0	N/A	N/A	N/A
22:00:00	0	N/A	N/A	N/A

Summary of Violators

Tue22Aug24

SAM 9640

from Thu-Mar-21-2024-01-00-PM to Thu-Aug-22-2024-08-59-PM

23:00:00	0	N/A	N/A	N/A
00:00:00	0	N/A	N/A	N/A
01:00:00	0	N/A	N/A	N/A
02:00:00	0	N/A	N/A	N/A
03:00:00	0	N/A	N/A	N/A
04:00:00	0	N/A	N/A	N/A
05:00:00	0	N/A	N/A	N/A
06:00:00	0	N/A	N/A	N/A
07:00:00	0	N/A	N/A	N/A
08:00:00	0	N/A	N/A	N/A
09:00:00	0	N/A	N/A	N/A
10:00:00	0	N/A	N/A	N/A
11:00:00	0	N/A	N/A	N/A
12:00:00	0	N/A	N/A	N/A
13:00:00	0	N/A	N/A	N/A
14:00:00	0	N/A	N/A	N/A
15:00:00	0	N/A	N/A	N/A
16:00:00	0	N/A	N/A	N/A
17:00:00	0	N/A	N/A	N/A
18:00:00	0	N/A	N/A	N/A
19:00:00	0	N/A	N/A	N/A
20:00:00	0	N/A	N/A	N/A
21:00:00	0	N/A	N/A	N/A
22:00:00	0	N/A	N/A	N/A
23:00:00	0	N/A	N/A	N/A
00:00:00	0	N/A	N/A	N/A
01:00:00	0	N/A	N/A	N/A
02:00:00	0	N/A	N/A	N/A
03:00:00	0	N/A	N/A	N/A
04:00:00	0	N/A	N/A	N/A
05:00:00	0	N/A	N/A	N/A
06:00:00	0	N/A	N/A	N/A
07:00:00	0	N/A	N/A	N/A
08:00:00	0	N/A	N/A	N/A
09:00:00	0	N/A	N/A	N/A
10:00:00	0	N/A	N/A	N/A
11:00:00	0	N/A	N/A	N/A
12:00:00	0	N/A	N/A	N/A
13:00:00	0	N/A	N/A	N/A
14:00:00	0	N/A	N/A	N/A
15:00:00	0	N/A	N/A	N/A
16:00:00	0	N/A	N/A	N/A
17:00:00	0	N/A	N/A	N/A
18:00:00	0	N/A	N/A	N/A
19:00:00	0	N/A	N/A	N/A
20:00:00	0	N/A	N/A	N/A
21:00:00	0	N/A	N/A	N/A
22:00:00	0	N/A	N/A	N/A

Summary of Violators

Tue22Aug24

SAM 9640

from Thu-Mar-21-2024-01-00-PM to Thu-Aug-22-2024-08-59-PM

23:00:00	0	N/A	N/A	N/A
00:00:00	0	N/A	N/A	N/A
01:00:00	0	N/A	N/A	N/A
02:00:00	0	N/A	N/A	N/A
03:00:00	0	N/A	N/A	N/A
04:00:00	0	N/A	N/A	N/A
05:00:00	0	N/A	N/A	N/A
06:00:00	0	N/A	N/A	N/A
07:00:00	0	N/A	N/A	N/A
08:00:00	0	N/A	N/A	N/A
09:00:00	0	N/A	N/A	N/A
10:00:00	0	N/A	N/A	N/A
11:00:00	0	N/A	N/A	N/A
12:00:00	0	N/A	N/A	N/A
13:00:00	0	N/A	N/A	N/A
14:00:00	0	N/A	N/A	N/A
15:00:00	0	N/A	N/A	N/A
16:00:00	0	N/A	N/A	N/A
17:00:00	0	N/A	N/A	N/A
18:00:00	0	N/A	N/A	N/A
19:00:00	0	N/A	N/A	N/A
20:00:00	0	N/A	N/A	N/A
21:00:00	0	N/A	N/A	N/A
22:00:00	0	N/A	N/A	N/A
23:00:00	0	N/A	N/A	N/A
00:00:00	0	N/A	N/A	N/A
01:00:00	0	N/A	N/A	N/A
02:00:00	0	N/A	N/A	N/A
03:00:00	0	N/A	N/A	N/A
04:00:00	0	N/A	N/A	N/A
05:00:00	0	N/A	N/A	N/A
06:00:00	0	N/A	N/A	N/A
07:00:00	0	N/A	N/A	N/A
08:00:00	0	N/A	N/A	N/A
09:00:00	0	N/A	N/A	N/A
10:00:00	0	N/A	N/A	N/A
11:00:00	0	N/A	N/A	N/A
12:00:00	0	N/A	N/A	N/A
13:00:00	0	N/A	N/A	N/A
14:00:00	0	N/A	N/A	N/A
15:00:00	0	N/A	N/A	N/A
16:00:00	0	N/A	N/A	N/A
17:00:00	0	N/A	N/A	N/A
18:00:00	0	N/A	N/A	N/A
19:00:00	0	N/A	N/A	N/A
20:00:00	0	N/A	N/A	N/A
21:00:00	0	N/A	N/A	N/A
22:00:00	0	N/A	N/A	N/A

Summary of Violators

Tue22Aug24

SAM 9640

from Thu-Mar-21-2024-01-00-PM to Thu-Aug-22-2024-08-59-PM

23:00:00	0	N/A	N/A	N/A
00:00:00	0	N/A	N/A	N/A
01:00:00	0	N/A	N/A	N/A
02:00:00	0	N/A	N/A	N/A
03:00:00	0	N/A	N/A	N/A
04:00:00	0	N/A	N/A	N/A
05:00:00	0	N/A	N/A	N/A
06:00:00	0	N/A	N/A	N/A
07:00:00	0	N/A	N/A	N/A
08:00:00	0	N/A	N/A	N/A
09:00:00	0	N/A	N/A	N/A
10:00:00	0	N/A	N/A	N/A
11:00:00	0	N/A	N/A	N/A
12:00:00	0	N/A	N/A	N/A
13:00:00	0	N/A	N/A	N/A
14:00:00	0	N/A	N/A	N/A
15:00:00	0	N/A	N/A	N/A
16:00:00	0	N/A	N/A	N/A
17:00:00	0	N/A	N/A	N/A
18:00:00	0	N/A	N/A	N/A
19:00:00	0	N/A	N/A	N/A
20:00:00	0	N/A	N/A	N/A
21:00:00	0	N/A	N/A	N/A
22:00:00	0	N/A	N/A	N/A
23:00:00	0	N/A	N/A	N/A
00:00:00	0	N/A	N/A	N/A
01:00:00	0	N/A	N/A	N/A
02:00:00	0	N/A	N/A	N/A
03:00:00	0	N/A	N/A	N/A
04:00:00	0	N/A	N/A	N/A
05:00:00	0	N/A	N/A	N/A
06:00:00	0	N/A	N/A	N/A
07:00:00	0	N/A	N/A	N/A
08:00:00	0	N/A	N/A	N/A
09:00:00	0	N/A	N/A	N/A
10:00:00	0	N/A	N/A	N/A
11:00:00	0	N/A	N/A	N/A
12:00:00	0	N/A	N/A	N/A
13:00:00	0	N/A	N/A	N/A
14:00:00	0	N/A	N/A	N/A
15:00:00	0	N/A	N/A	N/A
16:00:00	0	N/A	N/A	N/A
17:00:00	0	N/A	N/A	N/A
18:00:00	0	N/A	N/A	N/A
19:00:00	0	N/A	N/A	N/A
20:00:00	0	N/A	N/A	N/A
21:00:00	0	N/A	N/A	N/A
22:00:00	0	N/A	N/A	N/A

Summary of Violators

Tue22Aug24

SAM 9640

from Thu-Mar-21-2024-01-00-PM to Thu-Aug-22-2024-08-59-PM

23:00:00	0	N/A	N/A	N/A
00:00:00	0	N/A	N/A	N/A
01:00:00	0	N/A	N/A	N/A
02:00:00	0	N/A	N/A	N/A
03:00:00	0	N/A	N/A	N/A
04:00:00	0	N/A	N/A	N/A
05:00:00	0	N/A	N/A	N/A
06:00:00	0	N/A	N/A	N/A
07:00:00	0	N/A	N/A	N/A
08:00:00	0	N/A	N/A	N/A
09:00:00	0	N/A	N/A	N/A
10:00:00	0	N/A	N/A	N/A
11:00:00	0	N/A	N/A	N/A
12:00:00	0	N/A	N/A	N/A
13:00:00	0	N/A	N/A	N/A
14:00:00	0	N/A	N/A	N/A
15:00:00	0	N/A	N/A	N/A
16:00:00	0	N/A	N/A	N/A
17:00:00	0	N/A	N/A	N/A
18:00:00	0	N/A	N/A	N/A
19:00:00	0	N/A	N/A	N/A
20:00:00	0	N/A	N/A	N/A
21:00:00	0	N/A	N/A	N/A
22:00:00	0	N/A	N/A	N/A
23:00:00	0	N/A	N/A	N/A
00:00:00	0	N/A	N/A	N/A
01:00:00	0	N/A	N/A	N/A
02:00:00	0	N/A	N/A	N/A
03:00:00	0	N/A	N/A	N/A
04:00:00	0	N/A	N/A	N/A
05:00:00	0	N/A	N/A	N/A
06:00:00	0	N/A	N/A	N/A
07:00:00	0	N/A	N/A	N/A
08:00:00	0	N/A	N/A	N/A
09:00:00	0	N/A	N/A	N/A
10:00:00	0	N/A	N/A	N/A
11:00:00	0	N/A	N/A	N/A
12:00:00	0	N/A	N/A	N/A
13:00:00	0	N/A	N/A	N/A
14:00:00	0	N/A	N/A	N/A
15:00:00	0	N/A	N/A	N/A
16:00:00	0	N/A	N/A	N/A
17:00:00	0	N/A	N/A	N/A
18:00:00	0	N/A	N/A	N/A
19:00:00	0	N/A	N/A	N/A
20:00:00	0	N/A	N/A	N/A
21:00:00	0	N/A	N/A	N/A
22:00:00	0	N/A	N/A	N/A

Summary of Violators

Tue22Aug24

SAM 9640

from Thu-Mar-21-2024-01-00-PM to Thu-Aug-22-2024-08-59-PM

23:00:00	0	N/A	N/A	N/A
00:00:00	0	N/A	N/A	N/A
01:00:00	0	N/A	N/A	N/A
02:00:00	0	N/A	N/A	N/A
03:00:00	0	N/A	N/A	N/A
04:00:00	0	N/A	N/A	N/A
05:00:00	0	N/A	N/A	N/A
06:00:00	0	N/A	N/A	N/A
07:00:00	0	N/A	N/A	N/A
08:00:00	0	N/A	N/A	N/A
09:00:00	0	N/A	N/A	N/A
10:00:00	0	N/A	N/A	N/A
11:00:00	0	N/A	N/A	N/A
12:00:00	0	N/A	N/A	N/A
13:00:00	0	N/A	N/A	N/A
14:00:00	0	N/A	N/A	N/A
15:00:00	0	N/A	N/A	N/A
16:00:00	0	N/A	N/A	N/A
17:00:00	0	N/A	N/A	N/A
18:00:00	0	N/A	N/A	N/A
19:00:00	0	N/A	N/A	N/A
20:00:00	0	N/A	N/A	N/A
21:00:00	0	N/A	N/A	N/A
22:00:00	0	N/A	N/A	N/A
23:00:00	0	N/A	N/A	N/A
00:00:00	0	N/A	N/A	N/A
01:00:00	0	N/A	N/A	N/A
02:00:00	0	N/A	N/A	N/A
03:00:00	0	N/A	N/A	N/A
04:00:00	0	N/A	N/A	N/A
05:00:00	0	N/A	N/A	N/A
06:00:00	0	N/A	N/A	N/A
07:00:00	0	N/A	N/A	N/A
08:00:00	0	N/A	N/A	N/A
09:00:00	0	N/A	N/A	N/A
10:00:00	0	N/A	N/A	N/A
11:00:00	0	N/A	N/A	N/A
12:00:00	0	N/A	N/A	N/A
13:00:00	0	N/A	N/A	N/A
14:00:00	0	N/A	N/A	N/A
15:00:00	0	N/A	N/A	N/A
16:00:00	0	N/A	N/A	N/A
17:00:00	0	N/A	N/A	N/A
18:00:00	0	N/A	N/A	N/A
19:00:00	0	N/A	N/A	N/A
20:00:00	0	N/A	N/A	N/A
21:00:00	0	N/A	N/A	N/A
22:00:00	0	N/A	N/A	N/A

Summary of Violators

Tue22Aug24

SAM 9640

from Thu-Mar-21-2024-01-00-PM to Thu-Aug-22-2024-08-59-PM

23:00:00	0	N/A	N/A	N/A
00:00:00	0	N/A	N/A	N/A
01:00:00	0	N/A	N/A	N/A
02:00:00	0	N/A	N/A	N/A
03:00:00	0	N/A	N/A	N/A
04:00:00	0	N/A	N/A	N/A
05:00:00	0	N/A	N/A	N/A
06:00:00	0	N/A	N/A	N/A
07:00:00	0	N/A	N/A	N/A
08:00:00	0	N/A	N/A	N/A
09:00:00	0	N/A	N/A	N/A
10:00:00	0	N/A	N/A	N/A
11:00:00	0	N/A	N/A	N/A
12:00:00	0	N/A	N/A	N/A
13:00:00	0	N/A	N/A	N/A
14:00:00	0	N/A	N/A	N/A
15:00:00	0	N/A	N/A	N/A
16:00:00	0	N/A	N/A	N/A
17:00:00	0	N/A	N/A	N/A
18:00:00	0	N/A	N/A	N/A
19:00:00	0	N/A	N/A	N/A
20:00:00	0	N/A	N/A	N/A
21:00:00	0	N/A	N/A	N/A
22:00:00	0	N/A	N/A	N/A
23:00:00	0	N/A	N/A	N/A
00:00:00	0	N/A	N/A	N/A
01:00:00	0	N/A	N/A	N/A
02:00:00	0	N/A	N/A	N/A
03:00:00	0	N/A	N/A	N/A
04:00:00	0	N/A	N/A	N/A
05:00:00	0	N/A	N/A	N/A
06:00:00	0	N/A	N/A	N/A
07:00:00	0	N/A	N/A	N/A
08:00:00	0	N/A	N/A	N/A
09:00:00	0	N/A	N/A	N/A
10:00:00	0	N/A	N/A	N/A
11:00:00	0	N/A	N/A	N/A
12:00:00	0	N/A	N/A	N/A
13:00:00	0	N/A	N/A	N/A
14:00:00	0	N/A	N/A	N/A
15:00:00	0	N/A	N/A	N/A
16:00:00	0	N/A	N/A	N/A
17:00:00	0	N/A	N/A	N/A
18:00:00	0	N/A	N/A	N/A
19:00:00	0	N/A	N/A	N/A
20:00:00	0	N/A	N/A	N/A
21:00:00	0	N/A	N/A	N/A
22:00:00	0	N/A	N/A	N/A

Summary of Violators

Tue22Aug24

SAM 9640

from Thu-Mar-21-2024-01-00-PM to Thu-Aug-22-2024-08-59-PM

23:00:00	0	N/A	N/A	N/A
00:00:00	0	N/A	N/A	N/A
01:00:00	0	N/A	N/A	N/A
02:00:00	0	N/A	N/A	N/A
03:00:00	0	N/A	N/A	N/A
04:00:00	0	N/A	N/A	N/A
05:00:00	0	N/A	N/A	N/A
06:00:00	0	N/A	N/A	N/A
07:00:00	0	N/A	N/A	N/A
08:00:00	0	N/A	N/A	N/A
09:00:00	0	N/A	N/A	N/A
10:00:00	0	N/A	N/A	N/A
11:00:00	0	N/A	N/A	N/A
12:00:00	0	N/A	N/A	N/A
13:00:00	0	N/A	N/A	N/A
14:00:00	0	N/A	N/A	N/A
15:00:00	0	N/A	N/A	N/A
16:00:00	0	N/A	N/A	N/A
17:00:00	0	N/A	N/A	N/A
18:00:00	0	N/A	N/A	N/A
19:00:00	0	N/A	N/A	N/A
20:00:00	0	N/A	N/A	N/A
21:00:00	0	N/A	N/A	N/A
22:00:00	0	N/A	N/A	N/A
23:00:00	0	N/A	N/A	N/A
00:00:00	0	N/A	N/A	N/A
01:00:00	0	N/A	N/A	N/A
02:00:00	0	N/A	N/A	N/A
03:00:00	0	N/A	N/A	N/A
04:00:00	0	N/A	N/A	N/A
05:00:00	0	N/A	N/A	N/A
06:00:00	0	N/A	N/A	N/A
07:00:00	0	N/A	N/A	N/A
08:00:00	0	N/A	N/A	N/A
09:00:00	0	N/A	N/A	N/A
10:00:00	0	N/A	N/A	N/A
11:00:00	0	N/A	N/A	N/A
12:00:00	0	N/A	N/A	N/A
13:00:00	0	N/A	N/A	N/A
14:00:00	0	N/A	N/A	N/A
15:00:00	0	N/A	N/A	N/A
16:00:00	0	N/A	N/A	N/A
17:00:00	0	N/A	N/A	N/A
18:00:00	0	N/A	N/A	N/A
19:00:00	0	N/A	N/A	N/A
20:00:00	0	N/A	N/A	N/A
21:00:00	0	N/A	N/A	N/A
22:00:00	0	N/A	N/A	N/A

Summary of Violators

Tue22Aug24

SAM 9640

from Thu-Mar-21-2024-01-00-PM to Thu-Aug-22-2024-08-59-PM

23:00:00	0	N/A	N/A	N/A
00:00:00	0	N/A	N/A	N/A
01:00:00	0	N/A	N/A	N/A
02:00:00	0	N/A	N/A	N/A
03:00:00	0	N/A	N/A	N/A
04:00:00	0	N/A	N/A	N/A
05:00:00	0	N/A	N/A	N/A
06:00:00	0	N/A	N/A	N/A
07:00:00	0	N/A	N/A	N/A
08:00:00	0	N/A	N/A	N/A
09:00:00	0	N/A	N/A	N/A
10:00:00	0	N/A	N/A	N/A
11:00:00	0	N/A	N/A	N/A
12:00:00	0	N/A	N/A	N/A
13:00:00	0	N/A	N/A	N/A
14:00:00	0	N/A	N/A	N/A
15:00:00	0	N/A	N/A	N/A
16:00:00	0	N/A	N/A	N/A
17:00:00	0	N/A	N/A	N/A
18:00:00	0	N/A	N/A	N/A
19:00:00	0	N/A	N/A	N/A
20:00:00	0	N/A	N/A	N/A
21:00:00	0	N/A	N/A	N/A
22:00:00	0	N/A	N/A	N/A
23:00:00	0	N/A	N/A	N/A
00:00:00	0	N/A	N/A	N/A
01:00:00	0	N/A	N/A	N/A
02:00:00	0	N/A	N/A	N/A
03:00:00	0	N/A	N/A	N/A
04:00:00	0	N/A	N/A	N/A
05:00:00	0	N/A	N/A	N/A
06:00:00	0	N/A	N/A	N/A
07:00:00	0	N/A	N/A	N/A
08:00:00	0	N/A	N/A	N/A
09:00:00	0	N/A	N/A	N/A
10:00:00	0	N/A	N/A	N/A
11:00:00	0	N/A	N/A	N/A
12:00:00	0	N/A	N/A	N/A
13:00:00	0	N/A	N/A	N/A
14:00:00	0	N/A	N/A	N/A
15:00:00	0	N/A	N/A	N/A
16:00:00	0	N/A	N/A	N/A
17:00:00	0	N/A	N/A	N/A
18:00:00	0	N/A	N/A	N/A
19:00:00	0	N/A	N/A	N/A
20:00:00	0	N/A	N/A	N/A
21:00:00	0	N/A	N/A	N/A
22:00:00	0	N/A	N/A	N/A

Summary of Violators

Tue22Aug24

SAM 9640

from Thu-Mar-21-2024-01-00-PM to Thu-Aug-22-2024-08-59-PM

23:00:00	0	N/A	N/A	N/A
00:00:00	0	N/A	N/A	N/A
01:00:00	0	N/A	N/A	N/A
02:00:00	0	N/A	N/A	N/A
03:00:00	0	N/A	N/A	N/A
04:00:00	0	N/A	N/A	N/A
05:00:00	0	N/A	N/A	N/A
06:00:00	0	N/A	N/A	N/A
07:00:00	0	N/A	N/A	N/A
08:00:00	0	N/A	N/A	N/A
09:00:00	0	N/A	N/A	N/A
10:00:00	0	N/A	N/A	N/A
11:00:00	0	N/A	N/A	N/A
12:00:00	0	N/A	N/A	N/A
13:00:00	0	N/A	N/A	N/A
14:00:00	0	N/A	N/A	N/A
15:00:00	0	N/A	N/A	N/A
16:00:00	0	N/A	N/A	N/A
17:00:00	0	N/A	N/A	N/A
18:00:00	0	N/A	N/A	N/A
19:00:00	0	N/A	N/A	N/A
20:00:00	0	N/A	N/A	N/A
21:00:00	0	N/A	N/A	N/A
22:00:00	0	N/A	N/A	N/A
23:00:00	0	N/A	N/A	N/A
00:00:00	0	N/A	N/A	N/A
01:00:00	0	N/A	N/A	N/A
02:00:00	0	N/A	N/A	N/A
03:00:00	0	N/A	N/A	N/A
04:00:00	0	N/A	N/A	N/A
05:00:00	0	N/A	N/A	N/A
06:00:00	0	N/A	N/A	N/A
07:00:00	0	N/A	N/A	N/A
08:00:00	0	N/A	N/A	N/A
09:00:00	0	N/A	N/A	N/A
10:00:00	0	N/A	N/A	N/A
11:00:00	0	N/A	N/A	N/A
12:00:00	0	N/A	N/A	N/A
13:00:00	0	N/A	N/A	N/A
14:00:00	0	N/A	N/A	N/A
15:00:00	0	N/A	N/A	N/A
16:00:00	0	N/A	N/A	N/A
17:00:00	0	N/A	N/A	N/A
18:00:00	0	N/A	N/A	N/A
19:00:00	0	N/A	N/A	N/A
20:00:00	0	N/A	N/A	N/A
21:00:00	0	N/A	N/A	N/A
22:00:00	0	N/A	N/A	N/A

Summary of Violators

Tue22Aug24

SAM 9640

from Thu-Mar-21-2024-01-00-PM to Thu-Aug-22-2024-08-59-PM

23:00:00	0	N/A	N/A	N/A
00:00:00	0	N/A	N/A	N/A
01:00:00	0	N/A	N/A	N/A
02:00:00	0	N/A	N/A	N/A
03:00:00	0	N/A	N/A	N/A
04:00:00	0	N/A	N/A	N/A
05:00:00	0	N/A	N/A	N/A
06:00:00	0	N/A	N/A	N/A
07:00:00	0	N/A	N/A	N/A
08:00:00	0	N/A	N/A	N/A
09:00:00	0	N/A	N/A	N/A
10:00:00	0	N/A	N/A	N/A
11:00:00	0	N/A	N/A	N/A
12:00:00	0	N/A	N/A	N/A
13:00:00	0	N/A	N/A	N/A
14:00:00	0	N/A	N/A	N/A
15:00:00	0	N/A	N/A	N/A
16:00:00	0	N/A	N/A	N/A
17:00:00	0	N/A	N/A	N/A
18:00:00	0	N/A	N/A	N/A
19:00:00	0	N/A	N/A	N/A
20:00:00	0	N/A	N/A	N/A
21:00:00	0	N/A	N/A	N/A
22:00:00	0	N/A	N/A	N/A
23:00:00	0	N/A	N/A	N/A
00:00:00	0	N/A	N/A	N/A
01:00:00	0	N/A	N/A	N/A
02:00:00	0	N/A	N/A	N/A
03:00:00	0	N/A	N/A	N/A
04:00:00	0	N/A	N/A	N/A
05:00:00	0	N/A	N/A	N/A
06:00:00	0	N/A	N/A	N/A
07:00:00	0	N/A	N/A	N/A
08:00:00	0	N/A	N/A	N/A
09:00:00	0	N/A	N/A	N/A
10:00:00	0	N/A	N/A	N/A
11:00:00	0	N/A	N/A	N/A
12:00:00	0	N/A	N/A	N/A
13:00:00	0	N/A	N/A	N/A
14:00:00	0	N/A	N/A	N/A
15:00:00	0	N/A	N/A	N/A
16:00:00	0	N/A	N/A	N/A
17:00:00	0	N/A	N/A	N/A
18:00:00	0	N/A	N/A	N/A
19:00:00	0	N/A	N/A	N/A
20:00:00	0	N/A	N/A	N/A
21:00:00	0	N/A	N/A	N/A
22:00:00	0	N/A	N/A	N/A

Summary of Violators

Tue22Aug24

SAM 9640

from Thu-Mar-21-2024-01-00-PM to Thu-Aug-22-2024-08-59-PM

23:00:00	0	N/A	N/A	N/A
00:00:00	0	N/A	N/A	N/A
01:00:00	0	N/A	N/A	N/A
02:00:00	0	N/A	N/A	N/A
03:00:00	0	N/A	N/A	N/A
04:00:00	0	N/A	N/A	N/A
05:00:00	0	N/A	N/A	N/A
06:00:00	0	N/A	N/A	N/A
07:00:00	0	N/A	N/A	N/A
08:00:00	0	N/A	N/A	N/A
09:00:00	0	N/A	N/A	N/A
10:00:00	0	N/A	N/A	N/A
11:00:00	0	N/A	N/A	N/A
12:00:00	0	N/A	N/A	N/A
13:00:00	0	N/A	N/A	N/A
14:00:00	0	N/A	N/A	N/A
15:00:00	0	N/A	N/A	N/A
16:00:00	0	N/A	N/A	N/A
17:00:00	0	N/A	N/A	N/A
18:00:00	0	N/A	N/A	N/A
19:00:00	0	N/A	N/A	N/A
20:00:00	0	N/A	N/A	N/A
21:00:00	0	N/A	N/A	N/A
22:00:00	0	N/A	N/A	N/A
23:00:00	0	N/A	N/A	N/A
00:00:00	0	N/A	N/A	N/A
01:00:00	0	N/A	N/A	N/A
02:00:00	0	N/A	N/A	N/A
03:00:00	0	N/A	N/A	N/A
04:00:00	0	N/A	N/A	N/A
05:00:00	0	N/A	N/A	N/A
06:00:00	0	N/A	N/A	N/A
07:00:00	0	N/A	N/A	N/A
08:00:00	0	N/A	N/A	N/A
09:00:00	0	N/A	N/A	N/A
10:00:00	0	N/A	N/A	N/A
11:00:00	0	N/A	N/A	N/A
12:00:00	0	N/A	N/A	N/A
13:00:00	0	N/A	N/A	N/A
14:00:00	0	N/A	N/A	N/A
15:00:00	0	N/A	N/A	N/A
16:00:00	0	N/A	N/A	N/A
17:00:00	0	N/A	N/A	N/A
18:00:00	0	N/A	N/A	N/A
19:00:00	0	N/A	N/A	N/A
20:00:00	0	N/A	N/A	N/A
21:00:00	0	N/A	N/A	N/A
22:00:00	0	N/A	N/A	N/A

Summary of Violators

Tue22Aug24

SAM 9640

from Thu-Mar-21-2024-01-00-PM to Thu-Aug-22-2024-08-59-PM

23:00:00	0	N/A	N/A	N/A
00:00:00	0	N/A	N/A	N/A
01:00:00	0	N/A	N/A	N/A
02:00:00	0	N/A	N/A	N/A
03:00:00	0	N/A	N/A	N/A
04:00:00	0	N/A	N/A	N/A
05:00:00	0	N/A	N/A	N/A
06:00:00	0	N/A	N/A	N/A
07:00:00	0	N/A	N/A	N/A
08:00:00	0	N/A	N/A	N/A
09:00:00	0	N/A	N/A	N/A
10:00:00	0	N/A	N/A	N/A
11:00:00	0	N/A	N/A	N/A
12:00:00	0	N/A	N/A	N/A
13:00:00	0	N/A	N/A	N/A
14:00:00	0	N/A	N/A	N/A
15:00:00	0	N/A	N/A	N/A
16:00:00	0	N/A	N/A	N/A
17:00:00	0	N/A	N/A	N/A
18:00:00	0	N/A	N/A	N/A
19:00:00	0	N/A	N/A	N/A
20:00:00	0	N/A	N/A	N/A
21:00:00	0	N/A	N/A	N/A
22:00:00	0	N/A	N/A	N/A
23:00:00	0	N/A	N/A	N/A
00:00:00	0	N/A	N/A	N/A
01:00:00	0	N/A	N/A	N/A
02:00:00	0	N/A	N/A	N/A
03:00:00	0	N/A	N/A	N/A
04:00:00	0	N/A	N/A	N/A
05:00:00	0	N/A	N/A	N/A
06:00:00	0	N/A	N/A	N/A
07:00:00	0	N/A	N/A	N/A
08:00:00	0	N/A	N/A	N/A
09:00:00	0	N/A	N/A	N/A
10:00:00	0	N/A	N/A	N/A
11:00:00	0	N/A	N/A	N/A
12:00:00	0	N/A	N/A	N/A
13:00:00	0	N/A	N/A	N/A
14:00:00	0	N/A	N/A	N/A
15:00:00	0	N/A	N/A	N/A
16:00:00	0	N/A	N/A	N/A
17:00:00	0	N/A	N/A	N/A
18:00:00	0	N/A	N/A	N/A
19:00:00	0	N/A	N/A	N/A
20:00:00	0	N/A	N/A	N/A
21:00:00	0	N/A	N/A	N/A
22:00:00	0	N/A	N/A	N/A

Summary of Violators

Tue22Aug24

SAM 9640

from Thu-Mar-21-2024-01-00-PM to Thu-Aug-22-2024-08-59-PM

23:00:00	0	N/A	N/A	N/A
00:00:00	0	N/A	N/A	N/A
01:00:00	0	N/A	N/A	N/A
02:00:00	0	N/A	N/A	N/A
03:00:00	0	N/A	N/A	N/A
04:00:00	0	N/A	N/A	N/A
05:00:00	0	N/A	N/A	N/A
06:00:00	0	N/A	N/A	N/A
07:00:00	0	N/A	N/A	N/A
08:00:00	0	N/A	N/A	N/A
09:00:00	0	N/A	N/A	N/A
10:00:00	0	N/A	N/A	N/A
11:00:00	0	N/A	N/A	N/A
12:00:00	0	N/A	N/A	N/A
13:00:00	0	N/A	N/A	N/A
14:00:00	0	N/A	N/A	N/A
15:00:00	0	N/A	N/A	N/A
16:00:00	0	N/A	N/A	N/A
17:00:00	0	N/A	N/A	N/A
18:00:00	0	N/A	N/A	N/A
19:00:00	0	N/A	N/A	N/A
20:00:00	0	N/A	N/A	N/A
21:00:00	0	N/A	N/A	N/A
22:00:00	0	N/A	N/A	N/A
23:00:00	0	N/A	N/A	N/A
00:00:00	0	N/A	N/A	N/A
01:00:00	0	N/A	N/A	N/A
02:00:00	0	N/A	N/A	N/A
03:00:00	0	N/A	N/A	N/A
04:00:00	0	N/A	N/A	N/A
05:00:00	0	N/A	N/A	N/A
06:00:00	0	N/A	N/A	N/A
07:00:00	0	N/A	N/A	N/A
08:00:00	0	N/A	N/A	N/A
09:00:00	0	N/A	N/A	N/A
10:00:00	0	N/A	N/A	N/A
11:00:00	0	N/A	N/A	N/A
12:00:00	0	N/A	N/A	N/A
13:00:00	0	N/A	N/A	N/A
14:00:00	0	N/A	N/A	N/A
15:00:00	0	N/A	N/A	N/A
16:00:00	0	N/A	N/A	N/A
17:00:00	0	N/A	N/A	N/A
18:00:00	0	N/A	N/A	N/A
19:00:00	0	N/A	N/A	N/A
20:00:00	0	N/A	N/A	N/A
21:00:00	0	N/A	N/A	N/A
22:00:00	0	N/A	N/A	N/A

Summary of Violators

Tue22Aug24

SAM 9640

from Thu-Mar-21-2024-01-00-PM to Thu-Aug-22-2024-08-59-PM

23:00:00	0	N/A	N/A	N/A
00:00:00	0	N/A	N/A	N/A
01:00:00	0	N/A	N/A	N/A
02:00:00	0	N/A	N/A	N/A
03:00:00	0	N/A	N/A	N/A
04:00:00	0	N/A	N/A	N/A
05:00:00	0	N/A	N/A	N/A
06:00:00	0	N/A	N/A	N/A
07:00:00	0	N/A	N/A	N/A
08:00:00	0	N/A	N/A	N/A
09:00:00	0	N/A	N/A	N/A
10:00:00	0	N/A	N/A	N/A
11:00:00	0	N/A	N/A	N/A
12:00:00	0	N/A	N/A	N/A
13:00:00	0	N/A	N/A	N/A
14:00:00	0	N/A	N/A	N/A
15:00:00	0	N/A	N/A	N/A
16:00:00	0	N/A	N/A	N/A
17:00:00	0	N/A	N/A	N/A
18:00:00	0	N/A	N/A	N/A
19:00:00	0	N/A	N/A	N/A
20:00:00	0	N/A	N/A	N/A
21:00:00	0	N/A	N/A	N/A
22:00:00	0	N/A	N/A	N/A
23:00:00	0	N/A	N/A	N/A
00:00:00	0	N/A	N/A	N/A
01:00:00	0	N/A	N/A	N/A
02:00:00	0	N/A	N/A	N/A
03:00:00	0	N/A	N/A	N/A
04:00:00	0	N/A	N/A	N/A
05:00:00	0	N/A	N/A	N/A
06:00:00	0	N/A	N/A	N/A
07:00:00	0	N/A	N/A	N/A
08:00:00	0	N/A	N/A	N/A
09:00:00	0	N/A	N/A	N/A
10:00:00	0	N/A	N/A	N/A
11:00:00	0	N/A	N/A	N/A
12:00:00	0	N/A	N/A	N/A
13:00:00	0	N/A	N/A	N/A
14:00:00	0	N/A	N/A	N/A
15:00:00	0	N/A	N/A	N/A
16:00:00	0	N/A	N/A	N/A
17:00:00	0	N/A	N/A	N/A
18:00:00	0	N/A	N/A	N/A
19:00:00	0	N/A	N/A	N/A
20:00:00	0	N/A	N/A	N/A
21:00:00	0	N/A	N/A	N/A
22:00:00	0	N/A	N/A	N/A

Summary of Violators

Tue22Aug24

SAM 9640

from Thu-Mar-21-2024-01-00-PM to Thu-Aug-22-2024-08-59-PM

23:00:00	0	N/A	N/A	N/A
00:00:00	0	N/A	N/A	N/A
01:00:00	0	N/A	N/A	N/A
02:00:00	0	N/A	N/A	N/A
03:00:00	0	N/A	N/A	N/A
04:00:00	0	N/A	N/A	N/A
05:00:00	0	N/A	N/A	N/A
06:00:00	0	N/A	N/A	N/A
07:00:00	0	N/A	N/A	N/A
08:00:00	0	N/A	N/A	N/A
09:00:00	0	N/A	N/A	N/A
10:00:00	0	N/A	N/A	N/A
11:00:00	0	N/A	N/A	N/A
12:00:00	0	N/A	N/A	N/A
13:00:00	0	N/A	N/A	N/A
14:00:00	0	N/A	N/A	N/A
15:00:00	0	N/A	N/A	N/A
16:00:00	0	N/A	N/A	N/A
17:00:00	0	N/A	N/A	N/A
18:00:00	0	N/A	N/A	N/A
19:00:00	0	N/A	N/A	N/A
20:00:00	0	N/A	N/A	N/A
21:00:00	0	N/A	N/A	N/A
22:00:00	0	N/A	N/A	N/A
23:00:00	0	N/A	N/A	N/A
00:00:00	0	N/A	N/A	N/A
01:00:00	0	N/A	N/A	N/A
02:00:00	0	N/A	N/A	N/A
03:00:00	0	N/A	N/A	N/A
04:00:00	0	N/A	N/A	N/A
05:00:00	0	N/A	N/A	N/A
06:00:00	0	N/A	N/A	N/A
07:00:00	0	N/A	N/A	N/A
08:00:00	0	N/A	N/A	N/A
09:00:00	0	N/A	N/A	N/A
10:00:00	0	N/A	N/A	N/A
11:00:00	0	N/A	N/A	N/A
12:00:00	0	N/A	N/A	N/A
13:00:00	0	N/A	N/A	N/A
14:00:00	0	N/A	N/A	N/A
15:00:00	0	N/A	N/A	N/A
16:00:00	0	N/A	N/A	N/A
17:00:00	0	N/A	N/A	N/A
18:00:00	0	N/A	N/A	N/A
19:00:00	0	N/A	N/A	N/A
20:00:00	0	N/A	N/A	N/A
21:00:00	0	N/A	N/A	N/A
22:00:00	0	N/A	N/A	N/A

Summary of Violators

Tue22Aug24

SAM 9640

from Thu-Mar-21-2024-01-00-PM to Thu-Aug-22-2024-08-59-PM

23:00:00	0	N/A	N/A	N/A
00:00:00	0	N/A	N/A	N/A
01:00:00	0	N/A	N/A	N/A
02:00:00	0	N/A	N/A	N/A
03:00:00	0	N/A	N/A	N/A
04:00:00	0	N/A	N/A	N/A
05:00:00	0	N/A	N/A	N/A
06:00:00	0	N/A	N/A	N/A
07:00:00	0	N/A	N/A	N/A
08:00:00	0	N/A	N/A	N/A
09:00:00	0	N/A	N/A	N/A
10:00:00	0	N/A	N/A	N/A
11:00:00	0	N/A	N/A	N/A
12:00:00	0	N/A	N/A	N/A
13:00:00	0	N/A	N/A	N/A
14:00:00	0	N/A	N/A	N/A
15:00:00	0	N/A	N/A	N/A
16:00:00	0	N/A	N/A	N/A
17:00:00	0	N/A	N/A	N/A
18:00:00	0	N/A	N/A	N/A
19:00:00	0	N/A	N/A	N/A
20:00:00	0	N/A	N/A	N/A
21:00:00	0	N/A	N/A	N/A
22:00:00	0	N/A	N/A	N/A
23:00:00	0	N/A	N/A	N/A
00:00:00	0	N/A	N/A	N/A
01:00:00	0	N/A	N/A	N/A
02:00:00	0	N/A	N/A	N/A
03:00:00	0	N/A	N/A	N/A
04:00:00	0	N/A	N/A	N/A
05:00:00	0	N/A	N/A	N/A
06:00:00	0	N/A	N/A	N/A
07:00:00	0	N/A	N/A	N/A
08:00:00	0	N/A	N/A	N/A
09:00:00	0	N/A	N/A	N/A
10:00:00	0	N/A	N/A	N/A
11:00:00	0	N/A	N/A	N/A
12:00:00	0	N/A	N/A	N/A
13:00:00	0	N/A	N/A	N/A
14:00:00	0	N/A	N/A	N/A
15:00:00	0	N/A	N/A	N/A
16:00:00	0	N/A	N/A	N/A
17:00:00	0	N/A	N/A	N/A
18:00:00	0	N/A	N/A	N/A
19:00:00	0	N/A	N/A	N/A
20:00:00	0	N/A	N/A	N/A
21:00:00	0	N/A	N/A	N/A
22:00:00	0	N/A	N/A	N/A

Summary of Violators

Tue22Aug24

SAM 9640

from Thu-Mar-21-2024-01-00-PM to Thu-Aug-22-2024-08-59-PM

23:00:00	0	N/A	N/A	N/A
00:00:00	0	N/A	N/A	N/A
01:00:00	0	N/A	N/A	N/A
02:00:00	0	N/A	N/A	N/A
03:00:00	0	N/A	N/A	N/A
04:00:00	0	N/A	N/A	N/A
05:00:00	0	N/A	N/A	N/A
06:00:00	0	N/A	N/A	N/A
07:00:00	0	N/A	N/A	N/A
08:00:00	0	N/A	N/A	N/A
09:00:00	0	N/A	N/A	N/A
10:00:00	0	N/A	N/A	N/A
11:00:00	0	N/A	N/A	N/A
12:00:00	0	N/A	N/A	N/A
13:00:00	0	N/A	N/A	N/A
14:00:00	0	N/A	N/A	N/A
15:00:00	0	N/A	N/A	N/A
16:00:00	0	N/A	N/A	N/A
17:00:00	0	N/A	N/A	N/A
18:00:00	0	N/A	N/A	N/A
19:00:00	0	N/A	N/A	N/A
20:00:00	0	N/A	N/A	N/A
21:00:00	0	N/A	N/A	N/A
22:00:00	0	N/A	N/A	N/A
23:00:00	0	N/A	N/A	N/A
00:00:00	0	N/A	N/A	N/A
01:00:00	0	N/A	N/A	N/A
02:00:00	0	N/A	N/A	N/A
03:00:00	0	N/A	N/A	N/A
04:00:00	0	N/A	N/A	N/A
05:00:00	0	N/A	N/A	N/A
06:00:00	0	N/A	N/A	N/A
07:00:00	0	N/A	N/A	N/A
08:00:00	0	N/A	N/A	N/A
09:00:00	0	N/A	N/A	N/A
10:00:00	0	N/A	N/A	N/A
11:00:00	0	N/A	N/A	N/A
12:00:00	0	N/A	N/A	N/A
13:00:00	0	N/A	N/A	N/A
14:00:00	0	N/A	N/A	N/A
15:00:00	0	N/A	N/A	N/A
16:00:00	0	N/A	N/A	N/A
17:00:00	0	N/A	N/A	N/A
18:00:00	0	N/A	N/A	N/A
19:00:00	0	N/A	N/A	N/A
20:00:00	0	N/A	N/A	N/A
21:00:00	0	N/A	N/A	N/A
22:00:00	0	N/A	N/A	N/A

Summary of Violators

Tue22Aug24

SAM 9640

from Thu-Mar-21-2024-01-00-PM to Thu-Aug-22-2024-08-59-PM

23:00:00	0	N/A	N/A	N/A
00:00:00	0	N/A	N/A	N/A
01:00:00	0	N/A	N/A	N/A
02:00:00	0	N/A	N/A	N/A
03:00:00	0	N/A	N/A	N/A
04:00:00	0	N/A	N/A	N/A
05:00:00	0	N/A	N/A	N/A
06:00:00	0	N/A	N/A	N/A
07:00:00	0	N/A	N/A	N/A
08:00:00	0	N/A	N/A	N/A
09:00:00	0	N/A	N/A	N/A
10:00:00	0	N/A	N/A	N/A
11:00:00	0	N/A	N/A	N/A
12:00:00	0	N/A	N/A	N/A
13:00:00	0	N/A	N/A	N/A
14:00:00	0	N/A	N/A	N/A
15:00:00	0	N/A	N/A	N/A
16:00:00	0	N/A	N/A	N/A
17:00:00	0	N/A	N/A	N/A
18:00:00	0	N/A	N/A	N/A
19:00:00	0	N/A	N/A	N/A
20:00:00	0	N/A	N/A	N/A
21:00:00	0	N/A	N/A	N/A
22:00:00	0	N/A	N/A	N/A
23:00:00	0	N/A	N/A	N/A
00:00:00	0	N/A	N/A	N/A
01:00:00	0	N/A	N/A	N/A
02:00:00	0	N/A	N/A	N/A
03:00:00	0	N/A	N/A	N/A
04:00:00	0	N/A	N/A	N/A
05:00:00	0	N/A	N/A	N/A
06:00:00	0	N/A	N/A	N/A
07:00:00	0	N/A	N/A	N/A
08:00:00	0	N/A	N/A	N/A
09:00:00	0	N/A	N/A	N/A
10:00:00	0	N/A	N/A	N/A
11:00:00	0	N/A	N/A	N/A
12:00:00	0	N/A	N/A	N/A
13:00:00	0	N/A	N/A	N/A
14:00:00	0	N/A	N/A	N/A
15:00:00	0	N/A	N/A	N/A
16:00:00	0	N/A	N/A	N/A
17:00:00	0	N/A	N/A	N/A
18:00:00	0	N/A	N/A	N/A
19:00:00	0	N/A	N/A	N/A
20:00:00	0	N/A	N/A	N/A
21:00:00	0	N/A	N/A	N/A
22:00:00	0	N/A	N/A	N/A

Summary of Violators

Tue22Aug24

SAM 9640

from Thu-Mar-21-2024-01-00-PM to Thu-Aug-22-2024-08-59-PM

23:00:00	0	N/A	N/A	N/A
00:00:00	0	N/A	N/A	N/A
01:00:00	0	N/A	N/A	N/A
02:00:00	0	N/A	N/A	N/A
03:00:00	0	N/A	N/A	N/A
04:00:00	0	N/A	N/A	N/A
05:00:00	0	N/A	N/A	N/A
06:00:00	0	N/A	N/A	N/A
07:00:00	0	N/A	N/A	N/A
08:00:00	0	N/A	N/A	N/A
09:00:00	0	N/A	N/A	N/A
10:00:00	0	N/A	N/A	N/A
11:00:00	0	N/A	N/A	N/A
12:00:00	0	N/A	N/A	N/A
13:00:00	0	N/A	N/A	N/A
14:00:00	0	N/A	N/A	N/A
15:00:00	0	N/A	N/A	N/A
16:00:00	0	N/A	N/A	N/A
17:00:00	0	N/A	N/A	N/A
18:00:00	0	N/A	N/A	N/A
19:00:00	0	N/A	N/A	N/A
20:00:00	0	N/A	N/A	N/A
21:00:00	0	N/A	N/A	N/A
22:00:00	0	N/A	N/A	N/A
23:00:00	0	N/A	N/A	N/A
00:00:00	0	N/A	N/A	N/A
01:00:00	0	N/A	N/A	N/A
02:00:00	0	N/A	N/A	N/A
03:00:00	0	N/A	N/A	N/A
04:00:00	0	N/A	N/A	N/A
05:00:00	0	N/A	N/A	N/A
06:00:00	0	N/A	N/A	N/A
07:00:00	0	N/A	N/A	N/A
08:00:00	0	N/A	N/A	N/A
09:00:00	0	N/A	N/A	N/A
10:00:00	0	N/A	N/A	N/A
11:00:00	0	N/A	N/A	N/A
12:00:00	0	N/A	N/A	N/A
13:00:00	0	N/A	N/A	N/A
14:00:00	0	N/A	N/A	N/A
15:00:00	0	N/A	N/A	N/A
16:00:00	0	N/A	N/A	N/A
17:00:00	0	N/A	N/A	N/A
18:00:00	0	N/A	N/A	N/A
19:00:00	0	N/A	N/A	N/A
20:00:00	0	N/A	N/A	N/A
21:00:00	0	N/A	N/A	N/A
22:00:00	0	N/A	N/A	N/A

Summary of Violators

Tue22Aug24

SAM 9640

from Thu-Mar-21-2024-01-00-PM to Thu-Aug-22-2024-08-59-PM

23:00:00	0	N/A	N/A	N/A
00:00:00	0	N/A	N/A	N/A
01:00:00	0	N/A	N/A	N/A
02:00:00	0	N/A	N/A	N/A
03:00:00	0	N/A	N/A	N/A
04:00:00	0	N/A	N/A	N/A
05:00:00	0	N/A	N/A	N/A
06:00:00	0	N/A	N/A	N/A
07:00:00	0	N/A	N/A	N/A
08:00:00	0	N/A	N/A	N/A
09:00:00	0	N/A	N/A	N/A
10:00:00	0	N/A	N/A	N/A
11:00:00	0	N/A	N/A	N/A
12:00:00	0	N/A	N/A	N/A
13:00:00	0	N/A	N/A	N/A
14:00:00	0	N/A	N/A	N/A
15:00:00	0	N/A	N/A	N/A
16:00:00	0	N/A	N/A	N/A
17:00:00	0	N/A	N/A	N/A
18:00:00	0	N/A	N/A	N/A
19:00:00	0	N/A	N/A	N/A
20:00:00	0	N/A	N/A	N/A
21:00:00	0	N/A	N/A	N/A
22:00:00	0	N/A	N/A	N/A
23:00:00	0	N/A	N/A	N/A
00:00:00	0	N/A	N/A	N/A
01:00:00	0	N/A	N/A	N/A
02:00:00	0	N/A	N/A	N/A
03:00:00	0	N/A	N/A	N/A
04:00:00	0	N/A	N/A	N/A
05:00:00	0	N/A	N/A	N/A
06:00:00	0	N/A	N/A	N/A
07:00:00	0	N/A	N/A	N/A
08:00:00	0	N/A	N/A	N/A
09:00:00	0	N/A	N/A	N/A
10:00:00	0	N/A	N/A	N/A
11:00:00	0	N/A	N/A	N/A
12:00:00	94	14.6	57	35.1
13:00:00	100	14.0	56	36.2
14:00:00	126	12.0	67	35.2
15:00:00	136	12.6	86	36.2
16:00:00	126	14.4	85	36.9
17:00:00	116	15.0	82	36.5
18:00:00	59	19.2	41	36.3
19:00:00	42	23.6	27	36.6
20:00:00	27	29.3	22	37.5
21:00:00	31	26.3	23	39.0
22:00:00	15	29.7	10	40.0

Summary of Violators
Tue22Aug24
SAM 9640

from Thu-Mar-21-2024-01-00-PM to Thu-Aug-22-2024-08-59-PM

23:00:00	4	25.6	2	37.5
00:00:00	1	32.5	1	32.5
01:00:00	1	32.5	1	32.5
02:00:00	0	N/A	N/A	N/A
03:00:00	0	N/A	N/A	N/A
04:00:00	1	37.5	1	37.5
05:00:00	4	41.3	4	41.3
06:00:00	18	33.5	16	41.3
07:00:00	109	15.0	87	38.1
08:00:00	151	12.0	102	36.5
09:00:00	126	11.1	68	34.7
10:00:00	159	11.4	92	35.4
11:00:00	131	12.7	65	35.3
12:00:00	124	11.5	66	34.8
13:00:00	106	14.2	70	36.3
14:00:00	138	11.7	76	35.5
15:00:00	122	13.6	89	36.0
16:00:00	96	18.2	68	37.9
17:00:00	112	14.4	72	36.5
18:00:00	89	18.4	62	38.1
19:00:00	43	26.9	33	39.3
20:00:00	40	25.8	33	38.0
21:00:00	23	25.2	14	35.7
22:00:00	12	32.3	7	39.6
23:00:00	4	26.9	2	40.0
00:00:00	5	37.5	3	44.2
01:00:00	0	N/A	N/A	N/A
02:00:00	0	N/A	N/A	N/A
03:00:00	0	N/A	N/A	N/A
04:00:00	2	40.0	2	40.0
05:00:00	3	45.8	3	45.8
06:00:00	18	28.8	12	38.3
07:00:00	87	20.4	74	39.1
08:00:00	132	13.4	94	36.8
09:00:00	128	12.4	93	36.4
10:00:00	130	12.0	79	35.4
11:00:00	160	10.8	84	35.0
12:00:00	131	12.7	78	35.8
13:00:00	136	11.0	85	34.6
14:00:00	131	11.3	75	35.2
15:00:00	140	12.0	72	35.8
16:00:00	112	14.3	67	35.6
17:00:00	123	12.7	84	35.8
18:00:00	91	17.1	62	36.9
19:00:00	59	20.8	43	38.3
20:00:00	57	19.4	32	36.4
21:00:00	30	28.3	26	37.9
22:00:00	24	29.0	17	37.5

Summary of Violators
Tue22Aug24
SAM 9640

from Thu-Mar-21-2024-01-00-PM to Thu-Aug-22-2024-08-59-PM

23:00:00	13	26.9	12	35.8
00:00:00	3	25.0	3	39.2
01:00:00	0	N/A	N/A	N/A
02:00:00	0	N/A	N/A	N/A
03:00:00	0	N/A	N/A	N/A
04:00:00	4	29.4	4	41.3
05:00:00	2	47.5	2	47.5
06:00:00	17	34.6	15	41.2
07:00:00	110	16.6	86	38.4
08:00:00	156	11.9	109	36.4
09:00:00	162	10.2	98	35.7
10:00:00	149	11.6	82	35.5
11:00:00	132	12.5	83	35.8
12:00:00	134	12.0	81	34.8
13:00:00	132	12.6	76	36.4
14:00:00	128	13.1	77	36.0
15:00:00	163	9.4	90	35.1
16:00:00	127	13.3	93	36.5
17:00:00	112	15.5	80	37.1
18:00:00	97	16.5	75	36.8
19:00:00	63	21.6	49	37.0
20:00:00	54	21.3	36	36.9
21:00:00	32	28.2	20	37.3
22:00:00	36	22.2	27	36.0
23:00:00	19	28.2	14	37.1
00:00:00	7	30.7	4	40.0
01:00:00	6	34.2	4	37.5
02:00:00	1	42.5	1	42.5
03:00:00	0	N/A	N/A	N/A
04:00:00	3	26.7	3	42.5
05:00:00	3	42.5	3	42.5
06:00:00	22	37.7	21	41.3
07:00:00	36	25.8	30	38.2
08:00:00	72	17.7	55	36.6
09:00:00	125	13.3	79	36.8
10:00:00	115	14.2	64	36.0
11:00:00	146	10.2	81	34.8
12:00:00	138	11.6	81	35.5
13:00:00	119	11.9	70	35.2
14:00:00	110	15.5	65	36.8
15:00:00	120	14.0	86	36.2
16:00:00	94	13.8	58	35.3
17:00:00	101	15.0	73	37.3
18:00:00	69	21.9	54	38.0
19:00:00	62	20.5	44	38.4
20:00:00	29	26.1	20	39.3
21:00:00	25	26.4	17	36.3
22:00:00	32	28.7	25	38.1

Summary of Violators
Tue22Aug24
SAM 9640

from Thu-Mar-21-2024-01-00-PM to Thu-Aug-22-2024-08-59-PM

23:00:00	11	32.5	9	40.8
00:00:00	6	34.2	4	38.8
01:00:00	2	27.5	1	32.5
02:00:00	2	37.5	2	37.5
03:00:00	1	47.5	1	47.5
04:00:00	1	27.5	0	0.0
05:00:00	1	37.5	1	37.5
06:00:00	7	38.9	7	38.9
07:00:00	27	24.8	17	39.3
08:00:00	47	17.9	40	35.5
09:00:00	88	15.9	57	36.2
10:00:00	120	11.9	78	35.4
11:00:00	153	10.4	80	35.4
12:00:00	137	11.2	76	35.7
13:00:00	139	11.7	82	35.9
14:00:00	98	15.0	60	35.7
15:00:00	92	15.3	58	35.9
16:00:00	94	17.8	57	36.9
17:00:00	74	16.0	43	36.0
18:00:00	66	16.8	41	36.5
19:00:00	30	25.8	20	36.3
20:00:00	30	26.4	21	37.7
21:00:00	16	25.5	9	36.9
22:00:00	12	36.0	12	38.8
23:00:00	9	35.8	7	38.2
00:00:00	6	35.0	4	38.8
01:00:00	2	35.0	2	35.0
02:00:00	1	37.5	1	37.5
03:00:00	0	N/A	N/A	N/A
04:00:00	0	N/A	N/A	N/A
05:00:00	12	32.1	11	39.3
06:00:00	17	30.3	11	38.4
07:00:00	88	20.6	75	39.2
08:00:00	113	16.3	80	37.1
09:00:00	119	11.6	66	35.1
10:00:00	155	10.8	91	35.5
11:00:00	158	12.0	90	36.1
12:00:00	113	12.0	57	35.1
13:00:00	119	13.8	59	35.7
14:00:00	131	11.4	77	35.4
15:00:00	111	13.6	68	35.7
16:00:00	131	11.3	95	35.3
17:00:00	116	15.5	77	35.9
18:00:00	84	18.8	66	38.0
19:00:00	68	17.7	48	35.8
20:00:00	27	30.5	19	38.3
21:00:00	19	27.2	15	36.8
22:00:00	15	25.2	11	38.0

Summary of Violators
Tue22Aug24
SAM 9640

from Thu-Mar-21-2024-01-00-PM to Thu-Aug-22-2024-08-59-PM

23:00:00	2	40.0	2	40.0
00:00:00	7	28.6	5	36.5
01:00:00	1	47.5	1	47.5
02:00:00	1	32.5	1	32.5
03:00:00	0	N/A	N/A	N/A
04:00:00	4	43.8	4	43.8
05:00:00	1	52.5	1	52.5
06:00:00	23	28.9	19	38.8
07:00:00	90	17.6	68	37.9
08:00:00	133	11.6	77	35.4
09:00:00	112	12.6	68	35.4
10:00:00	123	14.0	70	35.6
11:00:00	142	11.7	79	35.5
12:00:00	118	13.6	74	35.3
13:00:00	125	12.1	69	35.1
14:00:00	116	11.9	62	35.4
15:00:00	120	12.4	78	35.1
16:00:00	111	14.6	75	36.9
17:00:00	99	15.6	74	36.4
18:00:00	96	16.3	71	37.4
19:00:00	41	23.0	29	38.0
20:00:00	32	24.8	21	35.4
21:00:00	26	26.1	17	35.4
22:00:00	15	36.8	12	39.2
23:00:00	7	29.3	5	36.5
00:00:00	1	47.5	1	47.5
01:00:00	3	45.8	3	45.8
02:00:00	1	37.5	1	37.5
03:00:00	1	37.5	1	37.5
04:00:00	0	N/A	N/A	N/A
05:00:00	4	45.0	4	45.0
06:00:00	18	36.5	16	40.3
07:00:00	108	18.5	88	39.4
08:00:00	139	12.2	81	35.8
09:00:00	131	12.9	74	35.9
10:00:00	128	12.8	69	35.1
11:00:00	131	10.1	59	34.6
12:00:00	118	13.8	69	35.6
13:00:00	123	13.8	68	35.9
14:00:00	81	15.1	53	35.0
15:00:00	115	12.0	63	34.5
16:00:00	152	10.6	95	35.6
17:00:00	123	14.2	74	36.5
18:00:00	96	14.8	60	36.1
19:00:00	60	20.8	43	36.9
20:00:00	44	23.0	29	36.1
21:00:00	28	23.8	17	35.7
22:00:00	14	22.7	9	36.9

Summary of Violators
Tue22Aug24
SAM 9640

from Thu-Mar-21-2024-01-00-PM to Thu-Aug-22-2024-08-59-PM

23:00:00	9	30.0	5	37.5
00:00:00	3	32.5	3	32.5
01:00:00	0	N/A	N/A	N/A
02:00:00	1	37.5	1	37.5
03:00:00	2	45.0	2	45.0
04:00:00	0	N/A	N/A	N/A
05:00:00	4	42.5	4	42.5
06:00:00	18	29.7	17	38.7
07:00:00	104	16.1	82	38.3
08:00:00	133	13.0	94	36.2
09:00:00	116	13.0	65	36.4
10:00:00	105	12.2	70	34.8
11:00:00	139	11.8	86	36.4
12:00:00	157	10.7	85	35.7
13:00:00	149	12.3	76	36.0
14:00:00	115	12.2	71	35.0
15:00:00	153	11.5	87	35.9
16:00:00	117	11.6	83	35.2
17:00:00	111	15.9	79	35.8
18:00:00	94	14.7	64	35.9
19:00:00	68	17.6	45	36.6
20:00:00	35	27.9	27	39.0
21:00:00	21	30.8	14	37.5
22:00:00	27	29.2	20	39.8
23:00:00	8	35.3	8	40.0
00:00:00	2	13.8	0	0.0
01:00:00	3	32.5	2	35.0
02:00:00	0	N/A	N/A	N/A
03:00:00	1	47.5	1	47.5
04:00:00	2	40.0	2	40.0
05:00:00	1	42.5	1	42.5
06:00:00	22	32.6	18	40.3
07:00:00	99	19.8	79	39.3
08:00:00	138	13.3	102	37.5
09:00:00	148	10.7	97	36.2
10:00:00	138	11.9	94	36.5
11:00:00	127	11.1	73	35.2
12:00:00	131	12.4	68	35.8
13:00:00	113	12.9	74	35.0
14:00:00	158	7.8	94	33.8
15:00:00	150	10.0	85	35.1
16:00:00	143	12.0	87	36.1
17:00:00	159	10.8	111	36.1
18:00:00	114	16.0	76	37.0
19:00:00	87	16.4	71	37.2
20:00:00	47	20.1	35	35.9
21:00:00	42	21.9	33	34.9
22:00:00	31	27.7	25	37.5

Summary of Violators
Tue22Aug24
SAM 9640

from Thu-Mar-21-2024-01-00-PM to Thu-Aug-22-2024-08-59-PM

23:00:00	12	27.7	12	37.1
00:00:00	7	27.9	6	34.2
01:00:00	0	N/A	N/A	N/A
02:00:00	1	37.5	1	37.5
03:00:00	1	32.5	1	32.5
04:00:00	0	N/A	N/A	N/A
05:00:00	3	50.8	3	50.8
06:00:00	9	36.4	8	37.5
07:00:00	21	31.0	19	37.8
08:00:00	88	15.1	67	36.4
09:00:00	107	15.7	66	36.4
10:00:00	122	12.7	75	35.8
11:00:00	165	11.3	98	35.8
12:00:00	159	11.0	98	36.0
13:00:00	123	14.8	75	36.1
14:00:00	113	14.4	69	35.6
15:00:00	115	14.0	74	36.5
16:00:00	100	13.4	69	35.3
17:00:00	90	15.9	69	36.3
18:00:00	99	16.2	59	36.2
19:00:00	73	17.4	48	35.8
20:00:00	23	24.6	19	36.2
21:00:00	21	30.1	20	37.3
22:00:00	32	24.8	25	37.3
23:00:00	16	39.4	13	42.5
00:00:00	9	29.4	7	34.6
01:00:00	4	28.1	4	37.5
02:00:00	1	32.5	1	32.5
03:00:00	0	N/A	N/A	N/A
04:00:00	1	32.5	1	32.5
05:00:00	2	40.0	2	40.0
06:00:00	10	28.5	7	38.9
07:00:00	21	31.0	17	39.9
08:00:00	48	23.5	40	37.5
09:00:00	94	16.2	74	37.4
10:00:00	117	11.7	74	35.1
11:00:00	178	10.1	101	35.5
12:00:00	141	10.1	83	35.0
13:00:00	107	14.9	64	36.3
14:00:00	97	15.3	53	35.8
15:00:00	89	14.4	58	34.8
16:00:00	88	14.9	62	37.0
17:00:00	82	20.4	65	37.5
18:00:00	58	20.5	48	37.3
19:00:00	40	30.4	33	40.5
20:00:00	28	31.6	25	37.9
21:00:00	27	29.5	21	37.3
22:00:00	18	24.7	16	36.9

Summary of Violators
Tue22Aug24
SAM 9640

from Thu-Mar-21-2024-01-00-PM to Thu-Aug-22-2024-08-59-PM

23:00:00	8	30.3	6	35.8
00:00:00	5	26.0	3	34.2
01:00:00	0	N/A	N/A	N/A
02:00:00	4	36.3	3	39.2
03:00:00	0	N/A	N/A	N/A
04:00:00	2	47.5	2	47.5
05:00:00	5	38.5	5	38.5
06:00:00	28	28.6	19	38.8
07:00:00	73	21.8	65	39.3
08:00:00	108	15.3	82	37.4
09:00:00	119	13.3	78	35.8
10:00:00	136	11.9	70	35.6
11:00:00	113	11.7	68	34.9
12:00:00	126	13.0	83	35.6
13:00:00	115	13.3	74	35.3
14:00:00	109	13.6	62	36.0
15:00:00	103	14.2	61	35.9
16:00:00	129	14.3	90	36.4
17:00:00	119	14.9	79	36.7
18:00:00	84	20.3	69	38.6
19:00:00	63	23.3	44	37.8
20:00:00	42	24.7	25	37.7
21:00:00	21	25.5	13	38.3
22:00:00	19	36.2	15	38.5
23:00:00	6	35.0	4	38.8
00:00:00	4	35.0	4	35.0
01:00:00	0	N/A	N/A	N/A
02:00:00	0	N/A	N/A	N/A
03:00:00	2	50.0	2	50.0
04:00:00	0	N/A	N/A	N/A
05:00:00	2	52.5	2	52.5
06:00:00	26	23.0	23	37.1
07:00:00	96	16.9	83	38.6
08:00:00	127	12.8	79	36.8
09:00:00	141	11.9	92	35.9
10:00:00	136	11.0	85	35.0
11:00:00	137	11.5	79	34.7
12:00:00	143	10.9	80	35.4
13:00:00	115	13.1	69	35.7
14:00:00	113	14.3	70	36.3
15:00:00	96	14.5	65	36.6
16:00:00	114	13.9	81	35.6
17:00:00	111	14.6	80	36.8
18:00:00	88	17.1	63	37.1
19:00:00	63	21.7	45	37.1
20:00:00	31	24.4	22	35.9
21:00:00	27	26.0	18	37.8
22:00:00	20	24.4	17	37.2

Summary of Violators
Tue22Aug24
SAM 9640

from Thu-Mar-21-2024-01-00-PM to Thu-Aug-22-2024-08-59-PM

23:00:00	6	40.0	5	42.5
00:00:00	2	35.0	2	35.0
01:00:00	3	37.5	2	42.5
02:00:00	0	N/A	N/A	N/A
03:00:00	0	N/A	N/A	N/A
04:00:00	1	47.5	1	47.5
05:00:00	6	41.7	6	41.7
06:00:00	18	25.3	18	36.4
07:00:00	84	22.4	71	40.8
08:00:00	135	12.9	91	36.5
09:00:00	113	15.4	73	36.6
10:00:00	145	11.4	87	35.6
11:00:00	128	12.0	67	34.8
12:00:00	130	12.1	91	35.6
13:00:00	117	13.7	70	35.9
14:00:00	128	13.1	76	35.9
15:00:00	112	16.3	68	37.1
16:00:00	104	16.0	79	36.5
17:00:00	101	15.4	71	36.9
18:00:00	112	14.5	78	36.9
19:00:00	78	19.0	60	37.3
20:00:00	47	21.2	34	36.0
21:00:00	32	20.5	17	36.6
22:00:00	36	17.6	15	37.5
23:00:00	12	35.4	11	36.1
00:00:00	7	38.2	6	40.0
01:00:00	1	32.5	1	32.5
02:00:00	2	37.5	2	37.5
03:00:00	0	N/A	N/A	N/A
04:00:00	2	50.0	2	50.0
05:00:00	5	35.0	5	43.5
06:00:00	19	30.8	13	39.8
07:00:00	89	18.2	72	39.6
08:00:00	119	13.8	67	36.3
09:00:00	131	13.3	81	36.5
10:00:00	104	15.0	77	35.5
11:00:00	99	13.4	60	35.2
12:00:00	116	13.3	64	35.5
13:00:00	112	12.8	74	35.4
14:00:00	149	10.6	95	35.4
15:00:00	124	15.1	87	36.5
16:00:00	118	13.8	71	36.0
17:00:00	124	14.6	92	37.0
18:00:00	71	19.5	55	37.8
19:00:00	78	17.4	55	36.9
20:00:00	36	20.3	25	36.7
21:00:00	33	23.2	24	37.1
22:00:00	13	36.7	10	40.0

Summary of Violators
Tue22Aug24
SAM 9640

from Thu-Mar-21-2024-01-00-PM to Thu-Aug-22-2024-08-59-PM

23:00:00	16	33.8	12	40.8
00:00:00	4	48.8	4	48.8
01:00:00	2	30.0	1	32.5
02:00:00	0	N/A	N/A	N/A
03:00:00	3	39.2	3	39.2
04:00:00	1	42.5	1	42.5
05:00:00	3	44.2	3	44.2
06:00:00	29	27.2	24	41.5
07:00:00	76	19.8	61	39.2
08:00:00	119	15.8	80	37.0
09:00:00	143	12.4	74	36.4
10:00:00	136	11.8	87	35.9
11:00:00	122	12.8	70	35.4
12:00:00	139	12.3	83	35.5
13:00:00	135	12.0	75	35.5
14:00:00	124	12.7	88	35.9
15:00:00	129	13.1	85	36.5
16:00:00	133	11.0	95	35.0
17:00:00	137	12.9	86	36.3
18:00:00	109	15.9	78	37.4
19:00:00	70	22.8	52	38.5
20:00:00	50	23.7	38	37.4
21:00:00	36	28.3	27	38.6
22:00:00	24	29.9	18	39.7
23:00:00	15	23.3	9	37.5
00:00:00	6	35.8	5	37.5
01:00:00	1	32.5	1	32.5
02:00:00	2	20.0	0	0.0
03:00:00	1	32.5	1	32.5
04:00:00	1	22.5	0	0.0
05:00:00	4	41.3	4	41.3
06:00:00	11	40.7	10	42.0
07:00:00	61	22.3	39	38.8
08:00:00	77	16.8	58	36.0
09:00:00	185	9.8	105	35.1
10:00:00	204	7.2	104	34.4
11:00:00	216	7.7	110	34.4
12:00:00	146	10.3	90	34.9
13:00:00	199	7.8	87	34.5
14:00:00	138	11.8	72	35.9
15:00:00	110	12.8	74	35.8
16:00:00	134	13.5	78	36.8
17:00:00	108	14.5	76	37.2
18:00:00	86	17.3	62	37.3
19:00:00	37	27.8	30	39.0
20:00:00	41	22.4	26	37.5
21:00:00	26	22.1	14	36.8
22:00:00	32	27.0	22	36.6

Summary of Violators
Tue22Aug24
SAM 9640

from Thu-Mar-21-2024-01-00-PM to Thu-Aug-22-2024-08-59-PM

23:00:00	18	31.5	17	37.8
00:00:00	7	30.7	5	39.5
01:00:00	5	29.0	5	35.5
02:00:00	1	37.5	1	37.5
03:00:00	1	37.5	1	37.5
04:00:00	2	13.8	0	0.0
05:00:00	2	40.0	2	40.0
06:00:00	11	33.6	10	37.5
07:00:00	17	31.5	15	41.2
08:00:00	37	26.0	22	37.5
09:00:00	91	14.8	54	35.9
10:00:00	108	12.2	70	35.1
11:00:00	113	14.7	68	36.2
12:00:00	111	15.6	67	36.2
13:00:00	109	14.1	65	36.6
14:00:00	110	13.9	64	35.9
15:00:00	97	16.9	71	36.4
16:00:00	96	14.3	56	35.4
17:00:00	89	17.9	55	36.0
18:00:00	51	21.7	38	37.1
19:00:00	41	22.0	28	36.3
20:00:00	26	27.5	17	36.9
21:00:00	18	31.5	12	37.5
22:00:00	11	30.7	8	41.3
23:00:00	5	34.5	4	36.3
00:00:00	5	31.5	3	34.2
01:00:00	3	26.7	3	39.2
02:00:00	0	N/A	N/A	N/A
03:00:00	0	N/A	N/A	N/A
04:00:00	1	27.5	0	0.0
05:00:00	10	32.5	10	41.0
06:00:00	15	28.8	14	41.1
07:00:00	79	19.7	64	39.5
08:00:00	118	13.1	80	36.1
09:00:00	96	15.6	66	36.1
10:00:00	131	12.4	70	35.6
11:00:00	143	11.6	92	36.0
12:00:00	124	12.7	69	36.0
13:00:00	113	13.7	70	35.8
14:00:00	83	17.9	48	36.5
15:00:00	99	14.3	67	36.0
16:00:00	122	13.3	87	36.5
17:00:00	101	14.1	71	35.2
18:00:00	81	17.0	53	35.7
19:00:00	43	22.2	36	36.7
20:00:00	25	28.7	14	38.2
21:00:00	17	26.9	11	39.3
22:00:00	21	28.1	18	37.5

Summary of Violators
Tue22Aug24
SAM 9640

from Thu-Mar-21-2024-01-00-PM to Thu-Aug-22-2024-08-59-PM

23:00:00	4	40.0	3	45.8
00:00:00	4	37.5	4	37.5
01:00:00	1	32.5	1	32.5
02:00:00	0	N/A	N/A	N/A
03:00:00	0	N/A	N/A	N/A
04:00:00	1	42.5	1	42.5
05:00:00	4	45.0	4	45.0
06:00:00	14	34.5	12	39.2
07:00:00	79	20.4	63	37.8
08:00:00	131	12.3	75	36.0
09:00:00	115	13.0	67	35.6
10:00:00	121	11.5	62	35.6
11:00:00	141	11.9	72	35.6
12:00:00	117	13.3	68	36.5
13:00:00	106	14.5	66	35.8
14:00:00	122	12.6	83	35.0
15:00:00	111	13.6	61	34.9
16:00:00	124	12.0	56	35.3
17:00:00	151	11.5	74	36.2
18:00:00	84	16.0	66	36.3
19:00:00	59	20.8	44	36.7
20:00:00	22	32.2	18	39.2
21:00:00	29	22.9	20	35.8
22:00:00	20	34.3	19	38.6
23:00:00	3	23.3	3	35.8
00:00:00	6	35.8	4	40.0
01:00:00	0	N/A	N/A	N/A
02:00:00	0	N/A	N/A	N/A
03:00:00	1	37.5	1	37.5
04:00:00	0	N/A	N/A	N/A
05:00:00	4	42.5	4	42.5
06:00:00	16	34.4	15	39.5
07:00:00	90	17.9	69	39.1
08:00:00	146	13.3	96	36.3
09:00:00	120	13.1	81	36.0
10:00:00	142	11.7	87	35.3
11:00:00	123	11.2	79	35.1
12:00:00	143	10.7	72	35.4
13:00:00	109	13.9	67	35.6
14:00:00	106	13.9	64	35.9
15:00:00	149	10.4	79	35.9
16:00:00	125	12.7	82	35.8
17:00:00	118	12.7	80	36.4
18:00:00	87	17.8	60	36.7
19:00:00	61	22.9	43	37.5
20:00:00	42	23.1	26	36.7
21:00:00	39	23.0	17	36.0
22:00:00	25	27.3	18	38.9

Summary of Violators
Tue22Aug24
SAM 9640

from Thu-Mar-21-2024-01-00-PM to Thu-Aug-22-2024-08-59-PM

23:00:00	5	31.5	3	34.2
00:00:00	2	40.0	1	52.5
01:00:00	1	32.5	1	32.5
02:00:00	1	47.5	1	47.5
03:00:00	0	N/A	N/A	N/A
04:00:00	1	22.5	0	0.0
05:00:00	4	38.8	3	42.5
06:00:00	20	30.1	19	40.9
07:00:00	92	18.5	81	38.9
08:00:00	121	13.9	92	37.1
09:00:00	97	16.9	68	37.1
10:00:00	108	10.8	63	34.7
11:00:00	117	12.9	63	35.1
12:00:00	100	12.6	63	34.5
13:00:00	105	12.5	60	34.9
14:00:00	116	13.7	57	36.4
15:00:00	116	13.9	71	35.8
16:00:00	111	15.5	68	36.1
17:00:00	137	12.5	95	36.2
18:00:00	94	16.6	63	36.8
19:00:00	59	23.3	38	38.4
20:00:00	42	25.9	30	38.0
21:00:00	31	27.4	24	37.9
22:00:00	22	26.3	10	40.5
23:00:00	3	35.8	3	35.8
00:00:00	3	30.8	2	32.5
01:00:00	0	N/A	N/A	N/A
02:00:00	2	35.0	2	35.0
03:00:00	0	N/A	N/A	N/A
04:00:00	1	42.5	1	42.5
05:00:00	2	42.5	2	42.5
06:00:00	26	25.7	17	40.4
07:00:00	97	19.8	77	38.6
08:00:00	128	14.6	87	37.4
09:00:00	148	13.3	92	36.5
10:00:00	130	12.5	82	34.9
11:00:00	155	10.3	87	35.0
12:00:00	134	11.2	75	35.4
13:00:00	130	12.9	83	35.5
14:00:00	141	10.2	87	36.0
15:00:00	128	13.5	81	35.6
16:00:00	173	11.0	97	35.6
17:00:00	154	14.1	90	37.0
18:00:00	111	14.5	73	37.0
19:00:00	91	17.9	68	37.4
20:00:00	55	20.7	35	36.9
21:00:00	16	31.3	14	37.1
22:00:00	30	26.3	22	37.5

Summary of Violators

Tue22Aug24

SAM 9640

from Thu-Mar-21-2024-01-00-PM to Thu-Aug-22-2024-08-59-PM

23:00:00	23	28.2	16	40.0
00:00:00	4	36.3	3	39.2
01:00:00	1	32.5	1	32.5
02:00:00	0	N/A	N/A	N/A
03:00:00	0	N/A	N/A	N/A
04:00:00	1	27.5	0	0.0
05:00:00	3	44.2	3	44.2
06:00:00	2	35.0	2	35.0
07:00:00	0	N/A	N/A	N/A
08:00:00	0	N/A	N/A	N/A
09:00:00	0	N/A	N/A	N/A
10:00:00	0	N/A	N/A	N/A
11:00:00	0	N/A	N/A	N/A
12:00:00	0	N/A	N/A	N/A
13:00:00	0	N/A	N/A	N/A
14:00:00	0	N/A	N/A	N/A
15:00:00	0	N/A	N/A	N/A
16:00:00	0	N/A	N/A	N/A
17:00:00	0	N/A	N/A	N/A
18:00:00	0	N/A	N/A	N/A
19:00:00	0	N/A	N/A	N/A
20:00:00	0	N/A	N/A	N/A
21:00:00	0	N/A	N/A	N/A
22:00:00	0	N/A	N/A	N/A
23:00:00	0	N/A	N/A	N/A
00:00:00	0	N/A	N/A	N/A
01:00:00	0	N/A	N/A	N/A
02:00:00	0	N/A	N/A	N/A
03:00:00	0	N/A	N/A	N/A
04:00:00	0	N/A	N/A	N/A
05:00:00	0	N/A	N/A	N/A
06:00:00	0	N/A	N/A	N/A
07:00:00	0	N/A	N/A	N/A
08:00:00	0	N/A	N/A	N/A
09:00:00	0	N/A	N/A	N/A
10:00:00	0	N/A	N/A	N/A
11:00:00	0	N/A	N/A	N/A
12:00:00	0	N/A	N/A	N/A
13:00:00	0	N/A	N/A	N/A
14:00:00	0	N/A	N/A	N/A
15:00:00	0	N/A	N/A	N/A
16:00:00	0	N/A	N/A	N/A
17:00:00	0	N/A	N/A	N/A
18:00:00	0	N/A	N/A	N/A
19:00:00	0	N/A	N/A	N/A
20:00:00	0	N/A	N/A	N/A
21:00:00	0	N/A	N/A	N/A
22:00:00	0	N/A	N/A	N/A

Summary of Violators

Tue22Aug24

SAM 9640

from Thu-Mar-21-2024-01-00-PM to Thu-Aug-22-2024-08-59-PM

23:00:00	0	N/A	N/A	N/A
00:00:00	0	N/A	N/A	N/A
01:00:00	0	N/A	N/A	N/A
02:00:00	0	N/A	N/A	N/A
03:00:00	0	N/A	N/A	N/A
04:00:00	0	N/A	N/A	N/A
05:00:00	0	N/A	N/A	N/A
06:00:00	0	N/A	N/A	N/A
07:00:00	0	N/A	N/A	N/A
08:00:00	0	N/A	N/A	N/A
09:00:00	0	N/A	N/A	N/A
10:00:00	0	N/A	N/A	N/A
11:00:00	0	N/A	N/A	N/A
12:00:00	0	N/A	N/A	N/A
13:00:00	0	N/A	N/A	N/A
14:00:00	0	N/A	N/A	N/A
15:00:00	0	N/A	N/A	N/A
16:00:00	0	N/A	N/A	N/A
17:00:00	0	N/A	N/A	N/A
18:00:00	0	N/A	N/A	N/A
19:00:00	0	N/A	N/A	N/A
20:00:00	0	N/A	N/A	N/A
21:00:00	0	N/A	N/A	N/A
22:00:00	0	N/A	N/A	N/A
23:00:00	0	N/A	N/A	N/A
00:00:00	0	N/A	N/A	N/A
01:00:00	0	N/A	N/A	N/A
02:00:00	0	N/A	N/A	N/A
03:00:00	0	N/A	N/A	N/A
04:00:00	0	N/A	N/A	N/A
05:00:00	0	N/A	N/A	N/A
06:00:00	0	N/A	N/A	N/A
07:00:00	0	N/A	N/A	N/A
08:00:00	0	N/A	N/A	N/A
09:00:00	0	N/A	N/A	N/A
10:00:00	0	N/A	N/A	N/A
11:00:00	0	N/A	N/A	N/A
12:00:00	0	N/A	N/A	N/A
13:00:00	0	N/A	N/A	N/A
14:00:00	0	N/A	N/A	N/A
15:00:00	0	N/A	N/A	N/A
16:00:00	0	N/A	N/A	N/A
17:00:00	0	N/A	N/A	N/A
18:00:00	0	N/A	N/A	N/A
19:00:00	0	N/A	N/A	N/A
20:00:00	0	N/A	N/A	N/A
21:00:00	0	N/A	N/A	N/A
22:00:00	0	N/A	N/A	N/A

Summary of Violators

Tue22Aug24

SAM 9640

from Thu-Mar-21-2024-01-00-PM to Thu-Aug-22-2024-08-59-PM

23:00:00	0	N/A	N/A	N/A
00:00:00	0	N/A	N/A	N/A
01:00:00	0	N/A	N/A	N/A
02:00:00	0	N/A	N/A	N/A
03:00:00	0	N/A	N/A	N/A
04:00:00	0	N/A	N/A	N/A
05:00:00	0	N/A	N/A	N/A
06:00:00	0	N/A	N/A	N/A
07:00:00	0	N/A	N/A	N/A
08:00:00	0	N/A	N/A	N/A
09:00:00	0	N/A	N/A	N/A
10:00:00	0	N/A	N/A	N/A
11:00:00	0	N/A	N/A	N/A
12:00:00	0	N/A	N/A	N/A
13:00:00	0	N/A	N/A	N/A
14:00:00	0	N/A	N/A	N/A
15:00:00	0	N/A	N/A	N/A
16:00:00	0	N/A	N/A	N/A
17:00:00	0	N/A	N/A	N/A
18:00:00	0	N/A	N/A	N/A
19:00:00	0	N/A	N/A	N/A
20:00:00	0	N/A	N/A	N/A
21:00:00	0	N/A	N/A	N/A
22:00:00	0	N/A	N/A	N/A
23:00:00	0	N/A	N/A	N/A
00:00:00	0	N/A	N/A	N/A
01:00:00	0	N/A	N/A	N/A
02:00:00	0	N/A	N/A	N/A
03:00:00	0	N/A	N/A	N/A
04:00:00	0	N/A	N/A	N/A
05:00:00	0	N/A	N/A	N/A
06:00:00	0	N/A	N/A	N/A
07:00:00	0	N/A	N/A	N/A
08:00:00	0	N/A	N/A	N/A
09:00:00	0	N/A	N/A	N/A
10:00:00	0	N/A	N/A	N/A
11:00:00	0	N/A	N/A	N/A
12:00:00	0	N/A	N/A	N/A
13:00:00	0	N/A	N/A	N/A
14:00:00	0	N/A	N/A	N/A
15:00:00	0	N/A	N/A	N/A
16:00:00	0	N/A	N/A	N/A
17:00:00	0	N/A	N/A	N/A
18:00:00	0	N/A	N/A	N/A
19:00:00	0	N/A	N/A	N/A
20:00:00	0	N/A	N/A	N/A
21:00:00	0	N/A	N/A	N/A
22:00:00	0	N/A	N/A	N/A

Summary of Violators

Tue22Aug24

SAM 9640

from Thu-Mar-21-2024-01-00-PM to Thu-Aug-22-2024-08-59-PM

23:00:00	0	N/A	N/A	N/A
00:00:00	0	N/A	N/A	N/A
01:00:00	0	N/A	N/A	N/A
02:00:00	0	N/A	N/A	N/A
03:00:00	0	N/A	N/A	N/A
04:00:00	0	N/A	N/A	N/A
05:00:00	0	N/A	N/A	N/A
06:00:00	0	N/A	N/A	N/A
07:00:00	0	N/A	N/A	N/A
08:00:00	0	N/A	N/A	N/A
09:00:00	0	N/A	N/A	N/A
10:00:00	0	N/A	N/A	N/A
11:00:00	0	N/A	N/A	N/A
12:00:00	0	N/A	N/A	N/A
13:00:00	0	N/A	N/A	N/A
14:00:00	0	N/A	N/A	N/A
15:00:00	0	N/A	N/A	N/A
16:00:00	0	N/A	N/A	N/A
17:00:00	0	N/A	N/A	N/A
18:00:00	0	N/A	N/A	N/A
19:00:00	0	N/A	N/A	N/A
20:00:00	0	N/A	N/A	N/A
21:00:00	0	N/A	N/A	N/A
22:00:00	0	N/A	N/A	N/A
23:00:00	0	N/A	N/A	N/A
00:00:00	0	N/A	N/A	N/A
01:00:00	0	N/A	N/A	N/A
02:00:00	0	N/A	N/A	N/A
03:00:00	0	N/A	N/A	N/A
04:00:00	0	N/A	N/A	N/A
05:00:00	0	N/A	N/A	N/A
06:00:00	0	N/A	N/A	N/A
07:00:00	0	N/A	N/A	N/A
08:00:00	0	N/A	N/A	N/A
09:00:00	0	N/A	N/A	N/A
10:00:00	0	N/A	N/A	N/A
11:00:00	0	N/A	N/A	N/A
12:00:00	0	N/A	N/A	N/A
13:00:00	0	N/A	N/A	N/A
14:00:00	0	N/A	N/A	N/A
15:00:00	0	N/A	N/A	N/A
16:00:00	0	N/A	N/A	N/A
17:00:00	0	N/A	N/A	N/A
18:00:00	0	N/A	N/A	N/A
19:00:00	0	N/A	N/A	N/A
20:00:00	0	N/A	N/A	N/A
21:00:00	0	N/A	N/A	N/A
22:00:00	0	N/A	N/A	N/A

Summary of Violators

Tue22Aug24

SAM 9640

from Thu-Mar-21-2024-01-00-PM to Thu-Aug-22-2024-08-59-PM

23:00:00	0	N/A	N/A	N/A
00:00:00	0	N/A	N/A	N/A
01:00:00	0	N/A	N/A	N/A
02:00:00	0	N/A	N/A	N/A
03:00:00	0	N/A	N/A	N/A
04:00:00	0	N/A	N/A	N/A
05:00:00	0	N/A	N/A	N/A
06:00:00	0	N/A	N/A	N/A
07:00:00	0	N/A	N/A	N/A
08:00:00	0	N/A	N/A	N/A
09:00:00	0	N/A	N/A	N/A
10:00:00	0	N/A	N/A	N/A
11:00:00	0	N/A	N/A	N/A
12:00:00	0	N/A	N/A	N/A
13:00:00	0	N/A	N/A	N/A
14:00:00	0	N/A	N/A	N/A
15:00:00	0	N/A	N/A	N/A
16:00:00	0	N/A	N/A	N/A
17:00:00	0	N/A	N/A	N/A
18:00:00	0	N/A	N/A	N/A
19:00:00	0	N/A	N/A	N/A
20:00:00	0	N/A	N/A	N/A
21:00:00	0	N/A	N/A	N/A
22:00:00	0	N/A	N/A	N/A
23:00:00	0	N/A	N/A	N/A
00:00:00	0	N/A	N/A	N/A
01:00:00	0	N/A	N/A	N/A
02:00:00	0	N/A	N/A	N/A
03:00:00	0	N/A	N/A	N/A
04:00:00	0	N/A	N/A	N/A
05:00:00	0	N/A	N/A	N/A
06:00:00	0	N/A	N/A	N/A
07:00:00	0	N/A	N/A	N/A
08:00:00	0	N/A	N/A	N/A
09:00:00	0	N/A	N/A	N/A
10:00:00	0	N/A	N/A	N/A
11:00:00	0	N/A	N/A	N/A
12:00:00	0	N/A	N/A	N/A
13:00:00	0	N/A	N/A	N/A
14:00:00	0	N/A	N/A	N/A
15:00:00	0	N/A	N/A	N/A
16:00:00	0	N/A	N/A	N/A
17:00:00	0	N/A	N/A	N/A
18:00:00	0	N/A	N/A	N/A
19:00:00	0	N/A	N/A	N/A
20:00:00	0	N/A	N/A	N/A
21:00:00	0	N/A	N/A	N/A
22:00:00	0	N/A	N/A	N/A

Summary of Violators

Tue22Aug24

SAM 9640

from Thu-Mar-21-2024-01-00-PM to Thu-Aug-22-2024-08-59-PM

23:00:00	0	N/A	N/A	N/A
00:00:00	0	N/A	N/A	N/A
01:00:00	0	N/A	N/A	N/A
02:00:00	0	N/A	N/A	N/A
03:00:00	0	N/A	N/A	N/A
04:00:00	0	N/A	N/A	N/A
05:00:00	0	N/A	N/A	N/A
06:00:00	0	N/A	N/A	N/A
07:00:00	0	N/A	N/A	N/A
08:00:00	0	N/A	N/A	N/A
09:00:00	0	N/A	N/A	N/A
10:00:00	0	N/A	N/A	N/A
11:00:00	0	N/A	N/A	N/A
12:00:00	0	N/A	N/A	N/A
13:00:00	0	N/A	N/A	N/A
14:00:00	0	N/A	N/A	N/A
15:00:00	0	N/A	N/A	N/A
16:00:00	0	N/A	N/A	N/A
17:00:00	0	N/A	N/A	N/A
18:00:00	0	N/A	N/A	N/A
19:00:00	0	N/A	N/A	N/A
20:00:00	0	N/A	N/A	N/A
21:00:00	0	N/A	N/A	N/A
22:00:00	0	N/A	N/A	N/A
23:00:00	0	N/A	N/A	N/A
00:00:00	0	N/A	N/A	N/A
01:00:00	0	N/A	N/A	N/A
02:00:00	0	N/A	N/A	N/A
03:00:00	0	N/A	N/A	N/A
04:00:00	0	N/A	N/A	N/A
05:00:00	0	N/A	N/A	N/A
06:00:00	0	N/A	N/A	N/A
07:00:00	0	N/A	N/A	N/A
08:00:00	0	N/A	N/A	N/A
09:00:00	0	N/A	N/A	N/A
10:00:00	0	N/A	N/A	N/A
11:00:00	0	N/A	N/A	N/A
12:00:00	0	N/A	N/A	N/A
13:00:00	0	N/A	N/A	N/A
14:00:00	0	N/A	N/A	N/A
15:00:00	0	N/A	N/A	N/A
16:00:00	0	N/A	N/A	N/A
17:00:00	0	N/A	N/A	N/A
18:00:00	0	N/A	N/A	N/A
19:00:00	0	N/A	N/A	N/A
20:00:00	0	N/A	N/A	N/A
21:00:00	0	N/A	N/A	N/A
22:00:00	0	N/A	N/A	N/A

Summary of Violators
Tue22Aug24
SAM 9640

from Thu-Mar-21-2024-01-00-PM to Thu-Aug-22-2024-08-59-PM

23:00:00 0 N/A

N/A

N/A

Date	Starting Hr:min	<15	15 to <20	20 to <25	25 to <30	30 to <35	35 to <40	40 to <45	45 to <50	50 to <55	55 to <60	60 to <65	65 to <70	70 to <75	75 to <80	80 to <85	85 to <90	90 to <95	95 to <100	100 to >105	Total Counts	Avg Speed (MPH)	85pct Speed	10MPH Pace	% in pace	# of Speeders	% Speeders
21/03/2024	00:00	*	*	*	*	*	*	*	*	*	*	*	*	*	*	*	*	*	*	*	*	*	*	*	*	*	*
21/03/2024	01:00	*	*	*	*	*	*	*	*	*	*	*	*	*	*	*	*	*	*	*	*	*	*	*	*	*	*
21/03/2024	02:00	*	*	*	*	*	*	*	*	*	*	*	*	*	*	*	*	*	*	*	*	*	*	*	*	*	*
21/03/2024	03:00	*	*	*	*	*	*	*	*	*	*	*	*	*	*	*	*	*	*	*	*	*	*	*	*	*	*
21/03/2024	04:00	*	*	*	*	*	*	*	*	*	*	*	*	*	*	*	*	*	*	*	*	*	*	*	*	*	*
21/03/2024	05:00	*	*	*	*	*	*	*	*	*	*	*	*	*	*	*	*	*	*	*	*	*	*	*	*	*	*
21/03/2024	06:00	*	*	*	*	*	*	*	*	*	*	*	*	*	*	*	*	*	*	*	*	*	*	*	*	*	*
21/03/2024	07:00	*	*	*	*	*	*	*	*	*	*	*	*	*	*	*	*	*	*	*	*	*	*	*	*	*	*
21/03/2024	08:00	*	*	*	*	*	*	*	*	*	*	*	*	*	*	*	*	*	*	*	*	*	*	*	*	*	*
21/03/2024	09:00	*	*	*	*	*	*	*	*	*	*	*	*	*	*	*	*	*	*	*	*	*	*	*	*	*	*
21/03/2024	10:00	*	*	*	*	*	*	*	*	*	*	*	*	*	*	*	*	*	*	*	*	*	*	*	*	*	*
21/03/2024	11:00	*	*	*	*	*	*	*	*	*	*	*	*	*	*	*	*	*	*	*	*	*	*	*	*	*	*
21/03/2024	12:00	*	*	*	*	*	*	*	*	*	*	*	*	*	*	*	*	*	*	*	*	*	*	*	*	*	*
21/03/2024	13:00	0	0	0	7	6	4	1	1	0	0	0	0	0	0	0	0	0	0	0	19	32.9	38.8	25 to 35	68.4	12	63.2
21/03/2024	14:00	0	0	2	37	36	21	6	2	0	0	0	0	0	0	0	0	0	0	0	104	32.3	38.1	25 to 35	70.2	65	62.5
21/03/2024	15:00	5	3	10	34	33	16	8	0	0	0	0	0	0	0	0	0	0	0	0	109	30	37.5	25 to 35	61.5	57	52.3
21/03/2024	16:00	2	1	3	29	27	17	3	0	0	0	0	0	0	0	0	0	0	0	0	82	30.9	37.4	25 to 35	68.3	47	57.3
21/03/2024	17:00	0	1	10	32	33	18	7	1	3	0	0	0	0	0	0	0	0	0	0	105	31.9	38.6	25 to 35	61.9	62	59.0
21/03/2024	18:00	0	0	3	30	27	21	8	1	0	0	0	0	0	0	0	0	0	0	0	90	32.6	38.8	25 to 35	63.3	57	63.3
21/03/2024	19:00	0	0	3	12	21	11	5	3	2	1	0	0	0	0	0	0	0	0	0	58	34.4	42	25 to 35	56.9	43	74.1
21/03/2024	20:00	0	0	2	7	13	13	6	1	0	0	0	0	0	0	0	0	0	0	0	42	34.3	40.8	30 to 40	61.9	33	78.6
21/03/2024	21:00	0	0	0	5	9	4	5	0	0	0	0	0	0	0	0	0	0	0	0	23	34.3	42	25 to 35	60.9	18	78.3
21/03/2024	22:00	0	0	0	2	6	2	3	0	0	0	0	0	0	0	0	0	0	0	0	13	34.5	41.7	25 to 35	61.5	11	84.6
21/03/2024	23:00	0	0	0	2	5	4	2	0	0	0	0	0	0	0	0	0	0	0	0	13	34.5	40	30 to 40	69.2	11	84.6
24 Hr Summary		7	5	33	197	216	131	54	9	5	1	0	0	0	0	0	0	0	0	0	658	32.2	38.9	25 to 35	62.8	416	63.2

Incoming Histogram
 Tue22Aug24
 SAM 9640

from Thu-Mar-21-2024-01-00-PM to Thu-Aug-22-2024-08-59-PM

Date	Starting Hr:min	<15	15 to <20	20 to <25	25 to <30	30 to <35	35 to <40	40 to <45	45 to <50	50 to <55	55 to <60	60 to <65	65 to <70	70 to <75	75 to <80	80 to <85	85 to <90	90 to <95	95 to <100	100 to >105	Total Counts	Avg Speed (MPH)	85pct Speed	10MPH Pace	% in pace	# of Speeders	% Speeders
22/03/2024	00:00	0	0	0	1	3	1	1	0	0	0	0	0	0	0	0	0	0	0	0	6	33.8	40	25 to 35	66.7	5	83.3
22/03/2024	01:00	0	0	0	2	3	0	0	1	0	0	0	0	0	0	0	0	0	0	0	6	32.8	35	25 to 35	83.3	4	66.7
22/03/2024	02:00	0	0	0	0	0	0	0	0	0	0	0	0	0	0	0	0	0	0	0	0	0	0	*	*	*	*
22/03/2024	03:00	0	0	0	0	0	1	0	0	0	0	0	0	0	0	0	0	0	0	0	1	37	40	30 to 40	100.0	1	100.0
22/03/2024	04:00	0	0	0	0	0	0	1	0	0	0	0	0	0	0	0	0	0	0	0	1	42	45	35 to 45	100.0	1	100.0
22/03/2024	05:00	0	0	0	0	0	0	0	0	0	0	0	0	0	0	0	0	0	0	0	0	0	0	*	*	*	*
22/03/2024	06:00	0	0	0	1	2	2	0	0	1	1	0	0	0	0	0	0	0	0	0	7	39.3	55	30 to 40	57.1	6	85.7
22/03/2024	07:00	0	1	1	3	7	9	2	2	0	0	0	0	0	0	0	0	0	0	0	25	34.4	40	30 to 40	64.0	20	80.0
22/03/2024	08:00	0	1	6	29	26	23	18	5	2	0	0	0	0	0	0	0	0	0	0	110	34.1	42.5	25 to 35	50.0	74	67.3
22/03/2024	09:00	1	0	11	30	45	27	10	2	1	0	0	0	0	0	0	0	0	0	0	127	32.4	38.9	25 to 35	59.1	85	66.9
22/03/2024	10:00	2	2	17	50	49	30	1	0	0	0	0	0	0	0	0	0	0	0	0	151	30.2	36.3	25 to 35	65.6	80	53.0
22/03/2024	11:00	2	1	10	23	41	15	5	0	0	0	0	0	0	0	0	0	0	0	0	97	30.9	36.7	25 to 35	66.0	61	62.9
22/03/2024	12:00	0	0	13	44	47	15	9	1	0	0	0	0	0	0	0	0	0	0	0	129	31.1	37	25 to 35	70.5	72	55.8
22/03/2024	13:00	1	3	9	41	49	22	9	1	0	0	0	0	0	0	0	0	0	0	0	135	31.3	37.7	25 to 35	66.7	81	60.0
22/03/2024	14:00	0	2	10	31	35	22	5	1	0	0	0	0	0	0	0	0	0	0	0	106	31.3	37.7	25 to 35	62.3	63	59.4
22/03/2024	15:00	0	2	5	33	38	18	5	2	0	0	0	0	0	0	0	0	0	0	0	103	31.6	37.8	25 to 35	68.9	63	61.2
22/03/2024	16:00	0	1	18	41	46	28	2	0	1	0	0	0	0	0	0	0	0	0	0	137	30.8	36.8	25 to 35	63.5	77	56.2
22/03/2024	17:00	0	0	7	31	69	30	11	0	0	0	0	0	0	0	0	0	0	0	0	148	32.6	38.2	25 to 35	67.6	110	74.3
22/03/2024	18:00	0	0	6	38	49	33	5	1	0	0	0	0	0	0	0	0	0	0	0	132	32.3	37.9	25 to 35	65.9	88	66.7
22/03/2024	19:00	0	0	8	35	42	29	10	2	1	0	0	0	0	0	0	0	0	0	0	127	32.7	39	25 to 35	60.6	84	66.1
22/03/2024	20:00	0	0	8	17	30	15	11	1	1	1	0	0	0	0	0	0	0	0	0	84	33.3	40.5	25 to 35	56.0	59	70.2
22/03/2024	21:00	0	0	0	4	11	6	7	2	0	0	0	0	0	0	0	0	0	0	0	30	35.8	43.6	30 to 40	56.7	26	86.7
22/03/2024	22:00	0	0	0	9	13	11	8	2	0	0	0	0	0	0	0	0	0	0	0	43	35	42.5	30 to 40	55.8	34	79.1
22/03/2024	23:00	0	0	3	6	7	7	1	0	0	0	0	0	0	0	0	0	0	0	0	24	31.5	37.9	30 to 40	58.3	15	62.5
24 Hr Summary		6	13	132	469	612	344	121	23	7	2	0	0	0	0	0	0	0	0	0	1729	32.1	38.5	25 to 35	62.5	1109	64.1

Incoming Histogram
 Tue22Aug24
 SAM 9640

from Thu-Mar-21-2024-01-00-PM to Thu-Aug-22-2024-08-59-PM

Date	Starting Hr:min	<15	15 to <20	20 to <25	25 to <30	30 to <35	35 to <40	40 to <45	45 to <50	50 to <55	55 to <60	60 to <65	65 to <70	70 to <75	75 to <80	80 to <85	85 to <90	90 to <95	95 to <100	100 to >105	Total Counts	Avg Speed (MPH)	85pct Speed	10MPH Pace	% in pace	# of Speeders	% Speeders
23/03/2024	00:00	0	0	0	2	6	1	0	1	0	0	0	0	0	0	0	0	0	0	0	10	33.1	35	25 to 35	80.0	8	80.0
23/03/2024	01:00	0	0	0	1	5	0	1	0	0	0	0	0	0	0	0	0	0	0	0	7	32.9	35	25 to 35	85.7	6	85.7
23/03/2024	02:00	0	0	0	1	1	2	0	1	0	0	0	0	0	0	0	0	0	0	0	5	36	40	30 to 40	60.0	4	80.0
23/03/2024	03:00	0	0	0	0	0	0	0	0	0	0	0	0	0	0	0	0	0	0	0	0	0	0	*	*	*	*
23/03/2024	04:00	0	0	0	0	0	0	0	0	0	0	0	0	0	0	0	0	0	0	0	0	0	0	*	*	*	*
23/03/2024	05:00	0	0	0	0	0	0	1	0	0	0	0	0	0	0	0	0	0	0	0	1	42	45	35 to 45	100.0	1	100.0
23/03/2024	06:00	0	0	0	0	0	0	1	1	1	0	0	0	0	0	0	0	0	0	0	3	47	55	40 to 50	66.7	3	100.0
23/03/2024	07:00	0	0	0	4	2	0	2	2	0	0	0	0	0	0	0	0	0	0	0	10	35.2	45	25 to 35	60.0	6	60.0
23/03/2024	08:00	0	0	0	5	11	14	9	5	0	0	0	0	0	0	0	0	0	0	0	44	37	43.9	30 to 40	56.8	39	88.6
23/03/2024	09:00	1	0	1	9	10	18	5	3	0	0	0	0	0	0	0	0	0	0	0	47	34.6	41	30 to 40	59.6	36	76.6
23/03/2024	10:00	1	0	7	30	35	21	6	1	0	0	0	0	0	0	0	0	0	0	0	101	31.8	38.1	25 to 35	64.4	63	62.4
23/03/2024	11:00	0	1	1	26	41	27	9	0	0	0	0	0	0	0	0	0	0	0	0	105	33	38.7	30 to 40	64.8	77	73.3
23/03/2024	12:00	1	4	14	49	61	24	2	3	0	0	0	0	0	0	0	0	0	0	0	158	30.6	36	25 to 35	69.6	90	57.0
23/03/2024	13:00	0	1	4	36	55	28	15	2	1	0	0	0	0	0	0	0	0	0	0	142	33.1	39.5	25 to 35	64.1	101	71.1
23/03/2024	14:00	0	0	3	37	40	20	6	0	1	1	0	0	0	0	0	0	0	0	0	108	32.3	38	25 to 35	71.3	68	63.0
23/03/2024	15:00	0	0	3	26	42	14	9	1	0	0	0	0	0	0	0	0	0	0	0	95	32.5	38.6	25 to 35	71.6	66	69.5
23/03/2024	16:00	0	0	9	23	36	20	6	0	0	0	0	0	0	0	0	0	0	0	0	94	31.9	38	25 to 35	62.8	62	66.0
23/03/2024	17:00	1	1	8	21	32	18	13	2	0	0	0	0	0	0	0	0	0	0	0	96	32.6	40.4	25 to 35	55.2	65	67.7
23/03/2024	18:00	1	0	1	13	27	17	6	2	0	0	0	0	0	0	0	0	0	0	0	67	33.5	39.4	30 to 40	65.7	52	77.6
23/03/2024	19:00	1	1	7	19	16	9	6	2	0	0	0	0	0	0	0	0	0	0	0	61	31.2	39.4	25 to 35	57.4	33	54.1
23/03/2024	20:00	0	0	0	9	9	10	3	1	0	0	0	0	0	0	0	0	0	0	0	32	33.8	39.5	30 to 40	59.4	23	71.9
23/03/2024	21:00	0	0	1	2	9	7	1	0	0	0	0	0	0	0	0	0	0	0	0	20	33.5	38.6	30 to 40	80.0	17	85.0
23/03/2024	22:00	0	0	0	5	5	6	0	0	0	0	0	0	0	0	0	0	0	0	0	16	32.5	38.3	30 to 40	68.8	11	68.8
23/03/2024	23:00	0	0	0	2	9	5	4	0	0	0	0	0	0	0	0	0	0	0	0	20	34.8	41.2	30 to 40	70.0	18	90.0
24 Hr Summary		6	8	59	320	452	261	105	27	3	1	0	0	0	0	0	0	0	0	0	1242	32.7	39	25 to 35	62.2	849	68.4

Incoming Histogram
 Tue22Aug24
 SAM 9640

from Thu-Mar-21-2024-01-00-PM to Thu-Aug-22-2024-08-59-PM

Date	Starting Hr:min	<15	15 to <20	20 to <25	25 to <30	30 to <35	35 to <40	40 to <45	45 to <50	50 to <55	55 to <60	60 to <65	65 to <70	70 to <75	75 to <80	80 to <85	85 to <90	90 to <95	95 to <100	100 to >105	Total Counts	Avg Speed (MPH)	85pct Speed	10MPH Pace	% in pace	# of Speeders	% Speeders
24/03/2024	00:00	0	0	0	2	3	3	2	0	0	0	0	0	0	0	0	0	0	0	0	10	34.6	40	30 to 40	60.0	8	80.0
24/03/2024	01:00	0	0	0	1	1	0	0	0	0	0	0	0	0	0	0	0	0	0	0	2	29.5	35	25 to 35	100.0	1	50.0
24/03/2024	02:00	0	0	0	1	0	1	0	0	0	0	0	0	0	0	0	0	0	0	0	2	32	40	20 to 30	50.0	1	50.0
24/03/2024	03:00	0	0	0	0	0	0	0	0	0	0	0	0	0	0	0	0	0	0	0	0	0	0	*	*	*	*
24/03/2024	04:00	0	0	0	0	0	0	0	0	0	0	0	0	0	0	0	0	0	0	0	0	0	0	*	*	*	*
24/03/2024	05:00	0	0	0	0	0	1	0	1	0	0	0	0	0	0	0	0	0	0	0	2	42	50	30 to 40	50.0	2	100.0
24/03/2024	06:00	0	0	0	0	0	0	1	0	0	0	0	0	0	0	0	0	0	0	0	1	42	45	35 to 45	100.0	1	100.0
24/03/2024	07:00	0	0	0	0	3	0	2	2	0	0	0	0	0	0	0	0	0	0	0	7	39.3	47.5	40 to 50	57.1	7	100.0
24/03/2024	08:00	1	0	1	1	3	3	3	1	0	0	0	0	0	0	0	0	0	0	0	13	33.9	43.3	30 to 40	46.2	10	76.9
24/03/2024	09:00	0	2	1	9	15	8	2	3	0	0	0	0	0	0	0	0	0	0	0	40	32.7	39.4	25 to 35	60.0	28	70.0
24/03/2024	10:00	0	2	1	17	27	16	4	3	0	0	0	0	0	0	0	0	0	0	0	70	32.9	39.1	25 to 35	62.9	50	71.4
24/03/2024	11:00	8	2	3	21	30	18	6	4	0	0	0	0	0	0	0	0	0	0	0	92	31.1	38.9	25 to 35	55.4	58	63.0
24/03/2024	12:00	1	0	10	41	38	20	5	0	0	0	0	0	0	0	0	0	0	0	0	115	30.8	37	25 to 35	68.7	63	54.8
24/03/2024	13:00	3	4	9	40	31	16	5	1	1	0	0	0	0	0	0	0	0	0	0	110	30.1	37.2	25 to 35	64.5	54	49.1
24/03/2024	14:00	0	0	5	38	39	26	2	0	0	0	0	0	0	0	0	0	0	0	0	110	31.5	37.3	25 to 35	70.0	67	60.9
24/03/2024	15:00	0	5	2	20	21	16	6	2	0	0	0	0	0	0	0	0	0	0	0	72	32	39.1	25 to 35	56.9	45	62.5
24/03/2024	16:00	0	0	5	24	29	16	7	1	0	0	0	0	0	0	0	0	0	0	0	82	32.3	38.8	25 to 35	64.6	53	64.6
24/03/2024	17:00	0	0	5	14	26	4	2	0	1	0	0	0	0	0	0	0	0	0	0	52	31.2	34.8	25 to 35	76.9	33	63.5
24/03/2024	18:00	0	1	5	13	18	12	4	0	0	0	0	0	0	0	0	0	0	0	0	53	31.7	38.3	25 to 35	58.5	34	64.2
24/03/2024	19:00	1	0	0	6	6	12	1	3	0	0	0	0	0	0	0	0	0	0	0	29	34.4	40	30 to 40	62.1	22	75.9
24/03/2024	20:00	0	0	2	4	13	11	2	1	1	0	0	0	0	0	0	0	0	0	0	34	34.3	39.5	30 to 40	70.6	28	82.4
24/03/2024	21:00	1	0	1	6	8	8	3	0	0	0	0	0	0	0	0	0	0	0	0	27	32.5	39.4	30 to 40	59.3	19	70.4
24/03/2024	22:00	0	0	0	1	0	3	2	2	0	0	0	0	0	0	0	0	0	0	0	8	39.8	47.5	35 to 45	62.5	7	87.5
24/03/2024	23:00	0	0	0	0	2	4	2	0	0	0	0	0	0	0	0	0	0	0	0	8	37.1	42.5	30 to 40	75.0	8	100.0
24 Hr Summary		15	16	50	259	313	198	61	24	3	0	0	0	0	0	0	0	0	0	0	939	32	38.7	25 to 35	60.9	599	63.8

Incoming Histogram
 Tue22Aug24
 SAM 9640

from Thu-Mar-21-2024-01-00-PM to Thu-Aug-22-2024-08-59-PM

Date	Starting Hr:min	<15	15 to <20	20 to <25	25 to <30	30 to <35	35 to <40	40 to <45	45 to <50	50 to <55	55 to <60	60 to <65	65 to <70	70 to <75	75 to <80	80 to <85	85 to <90	90 to <95	95 to <100	100 to >105	Total Counts	Avg Speed (MPH)	85pct Speed	10MPH Pace	% in pace	# of Speeders	% Speeders
25/03/2024	00:00	0	0	0	1	0	0	1	1	0	0	0	0	0	0	0	0	0	0	0	3	38.7	50	40 to 50	66.7	2	66.7
25/03/2024	01:00	0	0	0	1	2	1	0	2	0	0	0	0	0	0	0	0	0	0	0	6	37.2	47.5	25 to 35	50.0	5	83.3
25/03/2024	02:00	0	0	0	0	1	0	1	0	0	1	0	0	0	0	0	0	0	0	0	3	43.7	60	25 to 35	33.3	3	100.0
25/03/2024	03:00	0	0	0	1	0	0	1	0	0	0	0	0	0	0	0	0	0	0	0	2	34.5	45	20 to 30	50.0	1	50.0
25/03/2024	04:00	0	0	0	0	0	0	0	0	0	0	0	0	0	0	0	0	0	0	0	0	0	0	*	*	*	*
25/03/2024	05:00	0	0	0	0	0	0	0	0	0	0	0	0	0	0	0	0	0	0	0	0	0	0	*	*	*	*
25/03/2024	06:00	0	0	0	1	1	1	1	1	1	0	0	0	0	0	0	0	0	0	0	6	39.5	50	25 to 35	33.3	5	83.3
25/03/2024	07:00	0	0	0	2	7	1	4	3	0	0	0	0	0	0	0	0	0	0	0	17	36.9	45	25 to 35	52.9	15	88.2
25/03/2024	08:00	1	0	2	10	28	37	20	10	0	0	0	0	0	0	0	0	0	0	0	108	36.4	43.5	30 to 40	60.2	95	88.0
25/03/2024	09:00	1	2	21	47	49	28	11	4	0	0	0	0	0	0	0	0	0	0	0	163	31.3	38.4	25 to 35	58.9	92	56.4
25/03/2024	10:00	4	7	14	27	35	15	9	0	0	0	0	0	0	0	0	0	0	0	0	111	29.7	37.3	25 to 35	55.9	59	53.2
25/03/2024	11:00	2	2	3	28	34	16	7	2	0	0	0	0	0	0	0	0	0	0	0	94	31.6	38.4	25 to 35	66.0	59	62.8
25/03/2024	12:00	0	6	12	41	36	13	2	1	0	0	0	0	0	0	0	0	0	0	0	111	29.5	34.9	25 to 35	69.4	52	46.8
25/03/2024	13:00	0	1	10	27	32	20	0	0	0	0	0	0	0	0	0	0	0	0	0	90	30.7	36.5	25 to 35	65.6	52	57.8
25/03/2024	14:00	0	0	6	25	33	22	12	0	0	0	0	0	0	0	0	0	0	0	0	98	32.8	39.3	25 to 35	59.2	67	68.4
25/03/2024	15:00	0	1	7	30	36	14	6	1	0	0	0	0	0	0	0	0	0	0	0	95	31.4	37.5	25 to 35	69.5	57	60.0
25/03/2024	16:00	0	0	4	27	42	17	2	1	0	0	0	0	0	0	0	0	0	0	0	93	31.8	36.8	25 to 35	74.2	62	66.7
25/03/2024	17:00	0	3	10	37	41	15	3	0	0	0	0	0	0	0	0	0	0	0	0	109	30.3	35.7	25 to 35	71.6	59	54.1
25/03/2024	18:00	0	1	8	32	42	13	8	1	0	0	0	0	0	0	0	0	0	0	0	105	31.5	37.3	25 to 35	70.5	64	61.0
25/03/2024	19:00	0	0	1	21	22	13	9	4	0	0	0	0	0	0	0	0	0	0	0	70	33.8	41.7	25 to 35	61.4	48	68.6
25/03/2024	20:00	0	0	1	6	7	13	7	1	0	0	0	0	0	0	0	0	0	0	0	35	35.4	42.1	30 to 40	57.1	28	80.0
25/03/2024	21:00	0	0	1	1	5	11	0	0	0	0	0	0	0	0	0	0	0	0	0	18	34.4	38.6	30 to 40	88.9	16	88.9
25/03/2024	22:00	0	0	0	0	6	5	1	1	1	0	0	0	0	0	0	0	0	0	0	14	37.1	45	30 to 40	78.6	14	100.0
25/03/2024	23:00	0	0	0	0	2	4	4	0	1	0	0	0	0	0	0	0	0	0	0	11	39.3	43.8	35 to 45	72.7	11	100.0
24 Hr Summary		8	23	100	365	461	259	109	33	3	1	0	0	0	0	0	0	0	0	0	1362	32.1	38.9	25 to 35	60.6	866	

Incoming Histogram

Tue22Aug24

SAM 9640

from Thu-Mar-21-2024-01-00-PM to Thu-Aug-22-2024-08-59-PM

Date	Starting Hr:min	<15	15 to <20	20 to <25	25 to <30	30 to <35	35 to <40	40 to <45	45 to <50	50 to <55	55 to <60	60 to <65	65 to <70	70 to <75	75 to <80	80 to <85	85 to <90	90 to <95	95 to <100	100 to >105	Total Counts	Avg Speed (MPH)	85pct Speed	10MPH Pace	% in pace	# of Speeders	% Speeders
26/03/2024	00:00	0	0	0	2	4	1	1	0	0	0	0	0	0	0	0	0	0	0	0	8	32.6	40	25 to 35	75.0	6	75.0
26/03/2024	01:00	0	0	0	1	1	0	0	0	0	0	0	0	0	0	0	0	0	0	0	2	29.5	35	25 to 35	100.0	1	50.0
26/03/2024	02:00	0	0	0	0	1	1	0	0	0	0	0	0	0	0	0	0	0	0	0	2	34.5	40	30 to 40	100.0	2	100.0
26/03/2024	03:00	0	0	0	0	0	1	1	0	0	0	0	0	0	0	0	0	0	0	0	2	39.5	45	35 to 45	100.0	2	100.0
26/03/2024	04:00	0	0	0	0	0	0	0	1	0	0	0	0	0	0	0	0	0	0	0	1	47	50	40 to 50	100.0	1	100.0
26/03/2024	05:00	0	0	0	1	1	0	0	0	0	0	0	0	0	0	0	0	0	0	0	2	29.5	35	25 to 35	100.0	1	50.0
26/03/2024	06:00	0	0	0	1	0	1	0	0	0	0	0	0	0	0	0	0	0	0	0	2	32	40	20 to 30	50.0	1	50.0
26/03/2024	07:00	0	1	0	5	6	3	1	2	0	0	0	0	0	0	0	0	0	0	0	18	33.1	40	25 to 35	61.1	12	66.7
26/03/2024	08:00	0	0	15	38	49	24	14	5	2	0	0	0	0	0	0	0	0	0	0	147	32.6	39.8	25 to 35	59.2	94	63.9
26/03/2024	09:00	1	3	9	46	44	39	7	1	0	0	0	0	0	0	0	0	0	0	0	150	31.7	38.2	25 to 35	60.0	91	60.7
26/03/2024	10:00	0	2	10	30	28	28	5	4	0	1	0	0	0	0	0	0	0	0	0	108	32.3	38.9	25 to 35	53.7	66	61.1
26/03/2024	11:00	2	4	14	34	53	15	6	1	0	0	0	0	0	0	0	0	0	0	0	129	30.3	36	25 to 35	67.4	75	58.1
26/03/2024	12:00	0	2	11	34	40	13	9	1	1	0	0	0	0	0	0	0	0	0	0	111	31.3	37.7	25 to 35	66.7	64	57.7
26/03/2024	13:00	6	7	16	48	30	16	5	1	1	0	0	0	0	0	0	0	0	0	0	130	28.8	35.9	25 to 35	60.0	53	40.8
26/03/2024	14:00	8	11	23	40	23	4	4	0	0	0	0	0	0	0	0	0	0	0	0	113	26	33	20 to 30	55.8	31	27.4
26/03/2024	15:00	3	2	14	35	42	15	5	1	0	0	0	0	0	0	0	0	0	0	0	117	30.1	36	25 to 35	65.8	63	53.8
26/03/2024	16:00	0	1	4	27	41	16	4	1	0	0	0	0	0	0	0	0	0	0	0	94	31.8	37.2	25 to 35	72.3	62	66.0
26/03/2024	17:00	0	0	3	34	37	19	9	3	0	1	0	0	0	0	0	0	0	0	0	106	32.9	39.2	25 to 35	67.0	69	65.1
26/03/2024	18:00	0	1	6	27	20	23	11	6	0	0	0	0	0	0	0	0	0	0	0	94	33.4	41.4	25 to 35	50.0	60	63.8
26/03/2024	19:00	0	0	1	18	24	9	6	1	0	0	0	0	0	0	0	0	0	0	0	59	32.7	38.9	25 to 35	71.2	40	67.8
26/03/2024	20:00	0	1	1	6	20	11	2	0	0	1	0	0	0	0	0	0	0	0	0	42	33.4	38.6	30 to 40	73.8	34	81.0
26/03/2024	21:00	157	0	2	8	11	2	0	3	1	0	0	0	0	0	0	0	0	0	0	184	11.3	12.5	5 to 15	85.3	17	9.2
26/03/2024	22:00	52	0	0	1	6	3	4	0	0	0	0	0	0	0	0	0	0	0	0	66	13.5	32.5	0 to 10	78.8	13	19.7
26/03/2024	23:00	49	0	2	3	4	6	0	0	0	0	0	0	0	0	0	0	0	0	0	64	13.2	30	0 to 10	76.6	10	15.6
24 Hr Summary		278	35	131	439	485	250	94	31	5	3	0	0	0	0	0	0	0	0	0	1751	27.8	37.4	25 to 35	52.8	868	49.6

Incoming Histogram
 Tue22Aug24
 SAM 9640

from Thu-Mar-21-2024-01-00-PM to Thu-Aug-22-2024-08-59-PM

Date	Starting Hr:min	<15	15 to <20	20 to <25	25 to <30	30 to <35	35 to <40	40 to <45	45 to <50	50 to <55	55 to <60	60 to <65	65 to <70	70 to <75	75 to <80	80 to <85	85 to <90	90 to <95	95 to <100	100 to >105	Total Counts	Avg Speed (MPH)	85pct Speed	10MPH Pace	% in pace	# of Speeders	% Speeders
27/03/2024	00:00	82	0	0	0	1	0	1	0	0	0	0	0	0	0	0	0	0	0	0	84	8.2	9.3	0 to 10	97.6	2	2.4
27/03/2024	01:00	0	0	0	1	1	2	0	1	0	0	0	0	0	0	0	0	0	0	0	5	36	40	30 to 40	60.0	4	80.0
27/03/2024	02:00	0	0	0	2	1	1	0	0	0	0	0	0	0	0	0	0	0	0	0	4	30.8	35	25 to 35	75.0	2	50.0
27/03/2024	03:00	0	0	0	0	0	0	1	0	0	0	0	0	0	0	0	0	0	0	0	1	42	45	35 to 45	100.0	1	100.0
27/03/2024	04:00	0	0	0	0	0	0	0	0	0	0	0	0	0	0	0	0	0	0	0	0	0	0	*	*	*	*
27/03/2024	05:00	0	0	0	0	0	0	0	0	0	0	0	0	0	0	0	0	0	0	0	0	0	0	*	*	*	*
27/03/2024	06:00	0	0	0	1	2	1	1	0	1	0	0	0	0	0	0	0	0	0	0	6	37	45	25 to 35	50.0	5	83.3
27/03/2024	07:00	0	1	2	1	8	5	7	1	0	0	0	0	0	0	0	0	0	0	0	25	34.9	42.9	30 to 40	52.0	21	84.0
27/03/2024	08:00	0	1	8	22	28	24	16	8	2	0	0	0	0	0	0	0	0	0	0	109	34.5	43.1	30 to 40	47.7	78	71.6
27/03/2024	09:00	0	2	15	41	43	29	6	3	1	0	0	1	0	0	0	0	0	0	0	141	31.8	38.3	25 to 35	59.6	83	58.9
27/03/2024	10:00	0	1	11	42	35	24	12	3	1	0	0	0	0	0	0	0	0	0	0	129	32.1	39.4	25 to 35	59.7	75	58.1
27/03/2024	11:00	1	5	8	39	39	26	6	3	0	0	0	0	0	0	0	0	0	0	0	127	31.3	38.1	25 to 35	61.4	74	58.3
27/03/2024	12:00	4	2	9	41	40	22	2	1	0	0	0	0	0	0	0	0	0	0	0	121	30.2	36.6	25 to 35	66.9	65	53.7
27/03/2024	13:00	4	0	8	37	41	20	5	1	0	0	0	0	0	0	0	0	0	0	0	116	30.7	37.2	25 to 35	67.2	67	57.8
27/03/2024	14:00	0	4	7	35	34	24	1	2	0	0	0	0	0	0	0	0	0	0	0	107	31	37.3	25 to 35	64.5	61	57.0
27/03/2024	15:00	1	4	11	34	31	20	5	1	1	0	0	0	0	0	0	0	0	0	0	108	30.7	37.8	25 to 35	60.2	58	53.7
27/03/2024	16:00	0	0	8	40	47	22	7	2	1	0	0	0	0	0	0	0	0	0	0	127	32	38	25 to 35	68.5	79	62.2
27/03/2024	17:00	2	0	8	31	25	26	9	3	0	0	0	0	0	0	0	0	0	0	0	104	32.3	39.2	25 to 35	53.8	63	60.6
27/03/2024	18:00	1	2	8	26	41	19	7	1	1	0	0	0	0	0	0	0	0	0	0	106	31.8	38.2	25 to 35	63.2	69	65.1
27/03/2024	19:00	0	1	4	14	20	21	4	0	0	0	0	0	0	0	0	0	0	0	0	64	32.7	38.6	30 to 40	64.1	45	70.3
27/03/2024	20:00	0	0	1	7	14	13	2	0	0	0	0	0	0	0	0	0	0	0	0	37	33.4	38.5	30 to 40	73.0	29	78.4
27/03/2024	21:00	0	0	4	7	21	7	1	0	0	0	0	0	0	0	0	0	0	0	0	40	31.5	36.4	25 to 35	70.0	29	72.5
27/03/2024	22:00	1	0	3	12	5	7	4	3	0	0	0	0	0	0	0	0	0	0	0	35	32.5	42.5	25 to 35	48.6	19	54.3
27/03/2024	23:00	0	0	0	1	6	1	3	1	1	1	0	0	0	0	0	0	0	0	0	14	38.4	50	25 to 35	50.0	13	92.9
24 Hr Summary		96	23	115	434	483	314	100	34	9	1	0	1	0	0	0	0	0	0	0	1610	30.7	38.5	25 to 35	57.0	942	58.5

Incoming Histogram

Tue22Aug24

SAM 9640

from Thu-Mar-21-2024-01-00-PM to Thu-Aug-22-2024-08-59-PM

Date	Starting Hr:min	<15	15 to <20	20 to <25	25 to <30	30 to <35	35 to <40	40 to <45	45 to <50	50 to <55	55 to <60	60 to <65	65 to <70	70 to <75	75 to <80	80 to <85	85 to <90	90 to <95	95 to <100	100 to >105	Total Counts	Avg Speed (MPH)	85pct Speed	10MPH Pace	% in pace	# of Speeders	% Speeders
28/03/2024	00:00	0	0	0	2	6	5	0	1	0	1	0	0	0	0	0	0	0	0	0	15	35.9	40	30 to 40	73.3	13	86.7
28/03/2024	01:00	0	0	0	4	2	1	1	0	0	0	0	0	0	0	0	0	0	0	0	8	31.4	40	25 to 35	75.0	4	50.0
28/03/2024	02:00	0	0	0	0	2	0	2	0	1	0	0	0	0	0	0	0	0	0	0	5	40	45	25 to 35	40.0	5	100.0
28/03/2024	03:00	0	0	0	0	1	0	0	0	0	0	0	0	0	0	0	0	0	0	0	1	32	35	25 to 35	100.0	1	100.0
28/03/2024	04:00	0	0	0	0	0	0	1	0	0	0	0	0	0	0	0	0	0	0	0	1	42	45	35 to 45	100.0	1	100.0
28/03/2024	05:00	0	0	0	0	0	1	1	0	0	0	0	0	0	0	0	0	0	0	0	2	39.5	45	35 to 45	100.0	2	100.0
28/03/2024	06:00	130	0	0	1	4	1	2	0	0	0	0	0	0	0	0	0	0	0	0	138	9.1	9.5	5 to 15	94.2	7	5.1
28/03/2024	07:00	6	0	0	2	5	10	0	0	0	0	0	0	0	0	0	0	0	0	0	23	27.5	38.5	30 to 40	65.2	15	65.2
28/03/2024	08:00	0	3	6	22	27	27	18	2	2	0	0	0	0	0	0	0	0	0	0	107	34	41.7	30 to 40	50.5	76	71.0
28/03/2024	09:00	0	0	8	35	40	27	14	2	2	1	0	0	0	0	0	0	0	0	0	129	33.3	40	25 to 35	58.1	86	66.7
28/03/2024	10:00	0	1	5	48	48	31	6	3	0	0	0	0	0	0	0	0	0	0	0	142	32.1	38.1	25 to 35	67.6	88	62.0
28/03/2024	11:00	3	1	10	28	60	25	6	1	0	0	0	0	0	0	0	0	0	0	0	134	31.5	37.4	25 to 35	65.7	92	68.7
28/03/2024	12:00	0	0	12	31	41	25	10	1	0	0	0	0	0	0	0	0	0	0	0	120	32.1	38.6	25 to 35	60.0	77	64.2
28/03/2024	13:00	3	3	15	38	52	23	4	1	0	0	0	0	0	0	0	0	0	0	0	139	30.3	36.5	25 to 35	64.7	80	57.6
28/03/2024	14:00	3	2	10	40	40	30	9	2	1	0	0	0	0	0	0	0	0	0	0	137	31.6	38.5	25 to 35	58.4	82	59.9
28/03/2024	15:00	94	3	18	36	28	31	6	3	0	0	0	0	0	0	0	0	0	0	0	219	21.1	36.1	5 to 15	42.9	68	31.1
28/03/2024	16:00	2	0	7	47	57	20	8	3	0	0	0	0	0	0	0	0	0	0	0	144	31.6	37.2	25 to 35	72.2	88	61.1
28/03/2024	17:00	1	3	5	29	34	22	13	4	1	0	0	0	0	0	0	0	0	0	0	112	32.8	40.4	25 to 35	56.3	74	66.1
28/03/2024	18:00	0	3	8	40	48	34	9	2	0	0	0	0	0	0	0	0	0	0	0	144	32.1	38.4	25 to 35	61.1	93	64.6
28/03/2024	19:00	0	2	2	29	31	20	13	4	0	0	0	0	0	0	0	0	0	0	0	101	33.3	40.8	25 to 35	59.4	68	67.3
28/03/2024	20:00	15	0	0	8	12	6	7	2	1	0	0	0	0	0	0	0	0	0	0	51	27.4	41.4	25 to 35	39.2	28	54.9
28/03/2024	21:00	19	0	1	10	14	7	2	2	0	0	0	0	0	0	0	0	0	0	0	55	24.2	37.1	25 to 35	43.6	25	45.5
28/03/2024	22:00	0	0	3	8	17	9	2	1	0	0	0	0	0	0	0	0	0	0	0	40	32.5	38.3	30 to 40	65.0	29	72.5
28/03/2024	23:00	0	0	0	3	7	4	6	2	0	0	0	0	0	0	0	0	0	0	0	22	36.4	44.2	30 to 40	50.0	19	86.4
24 Hr Summary		276	21	110	461	576	359	140	36	8	2	0	0	0	0	0	0	0	0	0	1989	29.1	38.4	25 to 35	52.1	1121	56.4

Incoming Histogram
 Tue22Aug24
 SAM 9640

from Thu-Mar-21-2024-01-00-PM to Thu-Aug-22-2024-08-59-PM

Date	Starting Hr:min	<15	15 to <20	20 to <25	25 to <30	30 to <35	35 to <40	40 to <45	45 to <50	50 to <55	55 to <60	60 to <65	65 to <70	70 to <75	75 to <80	80 to <85	85 to <90	90 to <95	95 to <100	100 to >105	Total Counts	Avg Speed (MPH)	85pct Speed	10MPH Pace	% in pace	# of Speeders	% Speeders
29/03/2024	00:00	0	0	1	5	9	4	2	1	0	0	0	0	0	0	0	0	0	0	0	22	33.1	40	25 to 35	63.6	16	72.7
29/03/2024	01:00	0	0	0	1	3	0	1	1	0	0	0	0	0	0	0	0	0	0	0	6	35.3	45	25 to 35	66.7	5	83.3
29/03/2024	02:00	0	0	0	0	1	2	0	0	0	0	0	0	0	0	0	0	0	0	0	3	35.7	40	30 to 40	100.0	3	100.0
29/03/2024	03:00	0	0	0	0	1	0	0	0	0	0	0	0	0	0	0	0	0	0	0	1	32	35	25 to 35	100.0	1	100.0
29/03/2024	04:00	0	0	0	0	0	0	0	0	0	0	0	0	0	0	0	0	0	0	0	0	0	0	*	*	*	*
29/03/2024	05:00	0	0	0	0	0	0	0	0	0	0	0	0	0	0	0	0	0	0	0	0	0	0	*	*	*	*
29/03/2024	06:00	0	0	0	3	2	2	1	1	1	0	0	0	0	0	0	0	0	0	0	10	36.1	45	25 to 35	50.0	7	70.0
29/03/2024	07:00	0	2	0	0	4	1	3	3	0	0	0	0	0	0	0	0	0	0	0	13	35.9	46.7	40 to 50	46.2	11	84.6
29/03/2024	08:00	0	1	1	7	11	12	7	5	1	0	1	0	0	0	0	0	0	0	0	46	36.4	45	30 to 40	50.0	37	80.4
29/03/2024	09:00	0	1	11	35	40	14	7	5	0	0	0	0	0	0	0	0	0	0	0	113	31.6	38.2	25 to 35	66.4	66	58.4
29/03/2024	10:00	0	2	4	35	49	38	15	1	0	0	0	0	0	0	0	0	0	0	0	144	33.2	39.2	30 to 40	60.4	103	71.5
29/03/2024	11:00	0	6	15	61	45	29	8	3	1	0	0	0	0	0	0	0	0	0	0	168	30.9	37.8	25 to 35	63.1	86	51.2
29/03/2024	12:00	0	1	11	46	45	33	5	2	0	0	0	0	0	0	0	0	0	0	0	143	31.6	37.9	25 to 35	63.6	85	59.4
29/03/2024	13:00	1	1	8	47	61	27	11	4	0	0	0	0	0	0	0	0	0	0	0	160	32.1	38.3	25 to 35	67.5	103	64.4
29/03/2024	14:00	0	1	6	50	47	22	4	1	0	0	0	0	0	0	0	0	0	0	0	131	31.2	36.6	25 to 35	74.0	74	56.5
29/03/2024	15:00	0	0	2	41	50	27	10	0	0	0	0	0	0	0	0	0	0	0	0	130	32.5	38.1	25 to 35	70.0	87	66.9
29/03/2024	16:00	0	2	13	28	41	32	12	0	0	0	0	0	0	0	0	0	0	0	0	128	32.3	38.9	30 to 40	57.0	85	66.4
29/03/2024	17:00	0	3	14	40	54	25	5	2	0	0	0	0	0	0	0	0	0	0	0	143	31.2	37.2	25 to 35	65.7	86	60.1
29/03/2024	18:00	0	3	14	38	44	20	6	1	0	1	0	0	0	0	0	0	0	0	0	127	31	37.2	25 to 35	64.6	72	56.7
29/03/2024	19:00	0	1	7	36	31	19	3	3	1	0	0	0	0	0	0	0	0	0	0	101	31.6	37.9	25 to 35	66.3	57	56.4
29/03/2024	20:00	0	0	4	10	21	9	4	1	0	0	0	0	0	0	0	0	0	0	0	49	32.5	38.9	25 to 35	63.3	35	71.4
29/03/2024	21:00	0	0	2	6	9	8	2	1	0	0	0	0	0	0	0	0	0	0	0	28	33	39.4	30 to 40	60.7	20	71.4
29/03/2024	22:00	0	0	2	5	7	12	6	0	0	0	0	0	0	0	0	0	0	0	0	32	34.6	40.8	30 to 40	59.4	25	78.1
29/03/2024	23:00	0	0	0	2	8	3	3	1	0	0	0	0	0	0	0	0	0	0	0	17	35.1	41.7	30 to 40	64.7	15	88.2
24 Hr Summary		1	24	115	496	583	339	115	36	4	1	1	0	0	0	0	0	0	0	0	1715	32.1	38.5	25 to 35	62.9	1079	62.9

Incoming Histogram
 Tue22Aug24
 SAM 9640

from Thu-Mar-21-2024-01-00-PM to Thu-Aug-22-2024-08-59-PM

Date	Starting Hr:min	<15	15 to <20	20 to <25	25 to <30	30 to <35	35 to <40	40 to <45	45 to <50	50 to <55	55 to <60	60 to <65	65 to <70	70 to <75	75 to <80	80 to <85	85 to <90	90 to <95	95 to <100	100 to >105	Total Counts	Avg Speed (MPH)	85pct Speed	10MPH Pace	% in pace	# of Speeders	% Speeders
30/03/2024	00:00	0	0	0	2	4	6	5	0	0	0	0	0	0	0	0	0	0	0	0	17	36.3	42	35 to 45	64.7	15	88.2
30/03/2024	01:00	0	0	0	1	1	3	0	0	0	0	0	0	0	0	0	0	0	0	0	5	34.2	38.3	30 to 40	80.0	4	80.0
30/03/2024	02:00	0	0	1	0	3	0	1	0	0	0	0	0	0	0	0	0	0	0	0	5	32	35	25 to 35	60.0	4	80.0
30/03/2024	03:00	0	0	0	0	0	0	0	0	0	0	0	0	0	0	0	0	0	0	0	0	0	0	*	*	*	*
30/03/2024	04:00	0	0	0	0	0	0	0	0	0	0	0	0	0	0	0	0	0	0	0	0	0	0	*	*	*	*
30/03/2024	05:00	0	0	0	0	0	0	0	0	0	0	0	0	0	0	0	0	0	0	0	0	0	0	*	*	*	*
30/03/2024	06:00	0	0	0	0	2	2	0	1	0	0	0	0	0	0	0	0	0	0	0	5	37	40	30 to 40	80.0	5	100.0
30/03/2024	07:00	0	1	1	8	15	5	0	0	0	0	0	0	0	0	0	0	0	0	0	30	30.9	36	25 to 35	76.7	20	66.7
30/03/2024	08:00	0	3	4	27	30	21	9	2	0	0	0	0	0	0	0	0	0	0	0	96	32.4	39.3	25 to 35	59.4	62	64.6
30/03/2024	09:00	0	0	3	31	47	19	10	2	0	0	0	0	0	0	0	0	0	0	0	112	32.7	38.7	25 to 35	69.6	78	69.6
30/03/2024	10:00	0	7	18	53	80	37	10	2	0	0	0	0	0	0	0	0	0	0	0	207	31.3	37.4	25 to 35	64.3	129	62.3
30/03/2024	11:00	2	11	45	113	87	30	2	0	0	0	0	0	0	0	0	0	0	0	0	290	28.8	34.3	25 to 35	69.0	119	41.0
30/03/2024	12:00	2	5	48	98	74	26	5	0	0	0	0	0	0	0	0	0	0	0	0	258	28.9	34.5	25 to 35	66.7	105	40.7
30/03/2024	13:00	0	5	17	121	87	43	3	1	0	0	0	0	0	0	0	0	0	0	0	277	30.3	35.6	25 to 35	75.1	134	48.4
30/03/2024	14:00	0	3	16	57	68	39	10	0	1	0	0	0	0	0	0	0	0	0	0	194	31.5	37.7	25 to 35	64.4	118	60.8
30/03/2024	15:00	0	1	8	54	64	31	11	0	0	0	0	0	0	0	0	0	0	0	0	169	31.8	37.7	25 to 35	69.8	106	62.7
30/03/2024	16:00	1	2	10	36	39	29	7	4	0	0	0	0	0	0	0	0	0	0	0	128	32	38.6	25 to 35	58.6	79	61.7
30/03/2024	17:00	0	0	5	36	47	30	9	1	0	0	0	0	0	0	0	0	0	0	0	128	32.6	38.5	25 to 35	64.8	87	68.0
30/03/2024	18:00	1	1	4	29	38	18	10	3	0	0	0	0	0	0	0	0	0	0	0	104	32.5	39.2	25 to 35	64.4	69	66.3
30/03/2024	19:00	0	0	5	19	22	10	8	2	0	0	0	0	0	0	0	0	0	0	0	66	32.6	40	25 to 35	62.1	42	63.6
30/03/2024	20:00	0	0	5	10	12	8	7	1	1	0	0	0	0	0	0	0	0	0	0	44	33.2	41.4	25 to 35	50.0	29	65.9
30/03/2024	21:00	0	0	0	4	11	5	1	1	0	0	0	0	0	0	0	0	0	0	0	22	33.5	39	30 to 40	72.7	18	81.8
30/03/2024	22:00	0	0	0	3	7	6	2	0	0	0	0	0	0	0	0	0	0	0	0	18	34.1	39.2	30 to 40	72.2	15	83.3
30/03/2024	23:00	0	0	1	7	4	7	8	1	0	1	0	0	0	0	0	0	0	0	0	29	36	43.8	35 to 45	51.7	21	72.4
24 Hr Summary		6	39	191	709	742	375	118	21	2	1	0	0	0	0	0	0	0	0	0	2204	31.2	37.5	25 to 35	65.8	1259	57.1

Incoming Histogram
 Tue22Aug24
 SAM 9640

from Thu-Mar-21-2024-01-00-PM to Thu-Aug-22-2024-08-59-PM

Date	Starting Hr:min	<15	15 to <20	20 to <25	25 to <30	30 to <35	35 to <40	40 to <45	45 to <50	50 to <55	55 to <60	60 to <65	65 to <70	70 to <75	75 to <80	80 to <85	85 to <90	90 to <95	95 to <100	100 to >105	Total Counts	Avg Speed (MPH)	85pct Speed	10MPH Pace	% in pace	# of Speeders	% Speeders
31/03/2024	00:00	0	0	0	2	5	3	1	0	0	0	0	0	0	0	0	0	0	0	0	11	33.5	38.3	30 to 40	72.7	9	81.8
31/03/2024	01:00	0	0	0	1	3	0	0	0	1	0	0	0	0	0	0	0	0	0	0	5	35	35	25 to 35	80.0	4	80.0
31/03/2024	02:00	0	0	0	1	4	2	1	0	0	0	0	0	0	0	0	0	0	0	0	8	34	40	30 to 40	75.0	7	87.5
31/03/2024	03:00	0	0	0	0	0	0	0	0	0	0	0	0	0	0	0	0	0	0	0	0	0	0	*	*	*	*
31/03/2024	04:00	0	0	0	0	0	0	0	0	0	0	0	0	0	0	0	0	0	0	0	0	0	0	*	*	*	*
31/03/2024	05:00	0	0	0	3	2	0	1	0	0	0	0	0	0	0	0	0	0	0	0	6	31.2	35	25 to 35	83.3	3	50.0
31/03/2024	06:00	0	0	0	1	0	1	0	0	0	0	0	0	0	0	0	0	0	0	0	2	32	40	20 to 30	50.0	1	50.0
31/03/2024	07:00	0	1	0	1	5	3	1	2	2	0	0	0	0	0	0	0	0	0	0	15	37.1	50	30 to 40	53.3	13	86.7
31/03/2024	08:00	0	4	1	1	10	8	5	2	0	0	0	0	0	0	0	0	0	0	0	31	33.6	42	30 to 40	58.1	25	80.6
31/03/2024	09:00	0	0	4	21	21	18	9	1	1	0	0	0	0	0	0	0	0	0	0	75	33.2	40	25 to 35	56.0	50	66.7
31/03/2024	10:00	0	0	4	23	34	16	8	2	1	0	0	0	0	0	0	0	0	0	0	88	33	39.4	25 to 35	64.8	61	69.3
31/03/2024	11:00	1	3	12	45	54	19	7	2	0	0	0	0	0	0	0	0	0	0	0	143	30.9	36.8	25 to 35	69.2	82	57.3
31/03/2024	12:00	0	3	9	37	50	34	11	1	1	0	1	0	0	0	0	0	0	0	0	147	32.5	38.8	25 to 35	59.2	98	66.7
31/03/2024	13:00	0	2	5	27	41	21	11	2	0	0	0	0	0	0	0	0	0	0	0	109	32.6	39.3	25 to 35	62.4	75	68.8
31/03/2024	14:00	40	0	4	29	26	18	6	3	1	0	0	0	0	0	0	0	0	0	0	127	25	37.5	25 to 35	43.3	54	42.5
31/03/2024	15:00	49	0	2	14	22	11	8	1	0	0	0	0	0	0	0	0	0	0	0	107	21.5	36.8	0 to 10	45.8	42	39.3
31/03/2024	16:00	121	1	7	12	22	14	8	1	0	0	0	0	0	0	0	0	0	0	0	186	16.6	33.9	5 to 15	65.1	45	24.2
31/03/2024	17:00	67	0	2	8	21	10	4	2	0	0	0	0	0	0	0	0	0	0	0	114	18.8	34.8	5 to 15	58.8	37	32.5
31/03/2024	18:00	13	0	1	8	9	11	7	2	0	0	0	0	0	0	0	0	0	0	0	51	28	40.7	30 to 40	39.2	29	56.9
31/03/2024	19:00	14	0	3	17	9	9	2	1	0	0	0	0	0	0	0	0	0	0	0	55	25.3	37.2	25 to 35	47.3	21	38.2
31/03/2024	20:00	1	0	2	7	6	4	1	0	0	0	0	0	0	0	0	0	0	0	0	21	29.9	37.5	25 to 35	61.9	11	52.4
31/03/2024	21:00	0	0	1	5	9	5	2	2	0	0	0	0	0	0	0	0	0	0	0	24	33.8	40	25 to 35	58.3	18	75.0
31/03/2024	22:00	3	0	0	4	3	3	2	0	0	0	0	0	0	0	0	0	0	0	0	15	28.2	40	25 to 35	46.7	8	53.3
31/03/2024	23:00	0	0	0	4	6	1	1	0	0	0	0	0	0	0	0	0	0	0	0	12	31.6	35	25 to 35	83.3	8	66.7
24 Hr Summary		309	14	57	271	362	211	96	24	7	0	1	0	0	0	0	0	0	0	0	1352	27.1	38.2	25 to 35	46.8	701	51.8

Incoming Histogram
 Tue22Aug24
 SAM 9640

from Thu-Mar-21-2024-01-00-PM to Thu-Aug-22-2024-08-59-PM

Date	Starting Hr:min	<15	15 to <20	20 to <25	25 to <30	30 to <35	35 to <40	40 to <45	45 to <50	50 to <55	55 to <60	60 to <65	65 to <70	70 to <75	75 to <80	80 to <85	85 to <90	90 to <95	95 to <100	100 to >105	Total Counts	Avg Speed (MPH)	85pct Speed	10MPH Pace	% in pace	# of Speeders	% Speeders
01/04/2024	00:00	71	0	0	0	1	0	0	0	0	0	0	0	0	0	0	0	0	0	0	72	7.8	9.3	0 to 10	98.6	1	1.4
01/04/2024	01:00	3	0	0	1	1	1	0	0	0	0	0	0	0	0	0	0	0	0	0	6	19.7	35	0 to 10	50.0	2	33.3
01/04/2024	02:00	1	0	0	0	2	0	0	0	0	0	0	0	0	0	0	0	0	0	0	3	23.7	35	25 to 35	66.7	2	66.7
01/04/2024	03:00	0	0	0	0	0	0	0	0	0	0	0	0	0	0	0	0	0	0	0	0	0	0	*	*	*	*
01/04/2024	04:00	0	0	0	0	1	1	0	0	0	0	0	0	0	0	0	0	0	0	0	2	34.5	40	30 to 40	100.0	2	100.0
01/04/2024	05:00	0	0	0	0	0	0	1	1	0	0	0	0	0	0	0	0	0	0	0	2	44.5	50	40 to 50	100.0	2	100.0
01/04/2024	06:00	0	0	0	5	3	0	0	1	0	0	0	0	0	0	0	0	0	0	0	9	31.1	35	25 to 35	88.9	4	44.4
01/04/2024	07:00	0	1	0	4	8	6	4	0	0	0	0	0	0	0	0	0	0	0	0	23	33.7	41.2	30 to 40	60.9	18	78.3
01/04/2024	08:00	0	1	1	10	15	14	4	3	1	0	0	0	0	0	0	0	0	0	0	49	34.3	41.2	30 to 40	59.2	37	75.5
01/04/2024	09:00	0	2	3	12	25	11	6	3	0	0	0	0	0	0	0	0	0	0	0	62	33	40	25 to 35	59.7	45	72.6
01/04/2024	10:00	2	0	5	25	35	25	8	6	1	0	0	0	0	0	0	0	0	0	0	107	33.3	39.8	25 to 35	56.1	75	70.1
01/04/2024	11:00	0	1	9	44	39	21	5	1	0	0	0	0	0	0	0	0	0	0	0	120	31.1	37.1	25 to 35	69.2	66	55.0
01/04/2024	12:00	0	1	11	33	42	34	4	1	0	0	0	0	0	0	0	0	0	0	0	126	31.9	37.9	30 to 40	60.3	81	64.3
01/04/2024	13:00	0	2	9	25	42	13	3	2	0	0	0	0	0	0	0	0	0	0	0	96	31.1	36.5	25 to 35	69.8	60	62.5
01/04/2024	14:00	0	0	7	37	27	26	8	2	0	0	0	0	0	0	0	0	0	0	0	107	32.2	38.8	25 to 35	59.8	63	58.9
01/04/2024	15:00	0	0	2	27	33	17	5	1	1	0	0	0	0	0	0	0	0	0	0	86	32.5	38.2	25 to 35	69.8	57	66.3
01/04/2024	16:00	0	4	7	33	34	24	3	1	0	0	0	0	0	0	0	0	0	0	0	106	31.2	37.5	25 to 35	63.2	62	58.5
01/04/2024	17:00	2	7	2	26	29	19	9	0	0	0	0	0	0	0	0	0	0	0	0	94	31.2	38.7	25 to 35	58.5	57	60.6
01/04/2024	18:00	0	0	3	11	19	12	3	2	0	0	0	0	0	0	0	0	0	0	0	50	33	38.8	30 to 40	62.0	36	72.0
01/04/2024	19:00	0	1	5	8	15	10	5	1	0	1	0	0	0	0	0	0	0	0	0	46	33	40	30 to 40	54.3	32	69.6
01/04/2024	20:00	1	0	2	12	12	6	1	0	0	0	0	0	0	0	0	0	0	0	0	34	30.5	36.7	25 to 35	70.6	19	55.9
01/04/2024	21:00	0	0	0	4	3	5	0	4	0	0	0	0	0	0	0	0	0	0	0	16	36.1	47.5	30 to 40	50.0	12	75.0
01/04/2024	22:00	0	0	0	0	6	1	0	1	0	0	0	0	0	0	0	0	0	0	0	8	34.5	40	30 to 40	87.5	8	100.0
01/04/2024	23:00	0	0	2	3	2	2	1	0	0	0	0	0	0	0	0	0	0	0	0	10	30.5	37.5	20 to 30	50.0	5	50.0
24 Hr Summary		80	20	68	320	394	248	70	30	3	1	0	0	0	0	0	0	0	0	0	1234	30.7	38.4	25 to 35	57.9	746	60.5

Incoming Histogram

Tue22Aug24

SAM 9640

from Thu-Mar-21-2024-01-00-PM to Thu-Aug-22-2024-08-59-PM

Date	Starting Hr:min	<15	15 to <20	20 to <25	25 to <30	30 to <35	35 to <40	40 to <45	45 to <50	50 to <55	55 to <60	60 to <65	65 to <70	70 to <75	75 to <80	80 to <85	85 to <90	90 to <95	95 to <100	100 to >105	Total Counts	Avg Speed (MPH)	85pct Speed	10MPH Pace	% in pace	# of Speeders	% Speeders
02/04/2024	00:00	0	0	1	1	2	2	0	0	0	0	0	0	0	0	0	0	0	0	0	6	31.2	37.5	30 to 40	66.7	4	66.7
02/04/2024	01:00	0	0	0	2	1	1	0	0	0	0	0	0	0	0	0	0	0	0	0	4	31	35	25 to 35	75.0	2	50.0
02/04/2024	02:00	0	0	1	1	0	0	0	0	0	0	0	0	0	0	0	0	0	0	0	2	24.5	30	20 to 30	100.0	*	*
02/04/2024	03:00	0	0	0	0	0	0	0	0	0	0	0	0	0	0	0	0	0	0	0	0	0	0	*	*	*	*
02/04/2024	04:00	0	0	0	0	0	0	0	0	0	0	0	0	0	0	0	0	0	0	0	0	0	0	*	*	*	*
02/04/2024	05:00	0	0	0	0	0	0	2	1	0	0	0	0	0	0	0	0	0	0	0	3	43.7	50	40 to 50	100.0	3	100.0
02/04/2024	06:00	0	0	0	0	3	0	5	0	0	0	0	0	0	0	0	0	0	0	0	8	38.4	44	35 to 45	62.5	8	100.0
02/04/2024	07:00	1	1	13	23	28	26	16	4	0	0	0	0	0	0	0	0	0	0	0	112	32.9	40.9	30 to 40	48.2	74	66.1
02/04/2024	08:00	0	1	5	12	23	22	4	3	1	0	0	0	0	0	0	0	0	0	0	71	33.5	39.3	30 to 40	63.4	53	74.6
02/04/2024	09:00	5	2	3	33	30	22	5	0	0	0	0	0	0	0	0	0	0	0	0	100	30.6	37.7	25 to 35	63.0	57	57.0
02/04/2024	10:00	1	0	11	42	42	20	8	1	0	0	0	0	0	0	0	0	0	0	0	125	31.2	37.5	25 to 35	67.2	71	56.8
02/04/2024	11:00	1	0	9	37	36	16	3	1	0	0	0	0	0	0	0	0	0	0	0	103	30.7	36.6	25 to 35	70.9	56	54.4
02/04/2024	12:00	0	1	9	31	38	13	6	1	0	0	0	0	0	0	0	0	0	0	0	99	31.2	36.9	25 to 35	69.7	58	58.6
02/04/2024	13:00	1	8	9	29	31	10	3	0	0	0	0	0	0	0	0	0	0	0	0	91	29.1	34.8	25 to 35	65.9	44	48.4
02/04/2024	14:00	0	1	5	20	40	15	5	0	0	0	0	0	0	0	0	0	0	0	0	86	31.9	37.3	25 to 35	69.8	60	69.8
02/04/2024	15:00	1	5	5	28	27	15	9	1	0	0	0	0	0	0	0	0	0	0	0	91	31.2	38.7	25 to 35	60.4	52	57.1
02/04/2024	16:00	1	0	6	36	33	19	8	1	0	0	0	0	0	0	0	0	0	0	0	104	31.7	38.2	25 to 35	66.3	61	58.7
02/04/2024	17:00	0	0	6	24	37	18	5	5	0	0	0	0	0	0	0	0	0	0	0	95	32.7	38.9	25 to 35	64.2	65	68.4
02/04/2024	18:00	0	0	1	8	22	16	6	3	1	0	0	0	0	0	0	0	0	0	0	57	35	40.8	30 to 40	66.7	48	84.2
02/04/2024	19:00	0	0	1	9	11	10	7	1	1	0	0	0	0	0	0	0	0	0	0	40	34.7	42.1	30 to 40	52.5	30	75.0
02/04/2024	20:00	1	0	0	5	6	7	4	2	0	0	0	0	0	0	0	0	0	0	0	25	34.6	42.5	30 to 40	52.0	19	76.0
02/04/2024	21:00	3	0	2	7	6	7	2	1	1	0	0	0	0	0	0	0	0	0	0	29	30.8	40	25 to 35	44.8	17	58.6
02/04/2024	22:00	5	0	0	3	4	1	0	0	0	0	0	0	0	0	0	0	0	0	0	13	21.8	33.8	25 to 35	53.8	5	38.5
02/04/2024	23:00	0	0	0	2	2	2	0	2	0	0	0	0	0	0	0	0	0	0	0	8	35.9	47.5	25 to 35	50.0	6	75.0
24 Hr Summary		20	19	87	353	422	242	98	27	4	0	0	0	0	0	0	0	0	0	0	1272	31.8	38.7	25 to 35	60.9	793	62.3

Incoming Histogram
 Tue22Aug24
 SAM 9640

from Thu-Mar-21-2024-01-00-PM to Thu-Aug-22-2024-08-59-PM

Date	Starting Hr:min	<15	15 to <20	20 to <25	25 to <30	30 to <35	35 to <40	40 to <45	45 to <50	50 to <55	55 to <60	60 to <65	65 to <70	70 to <75	75 to <80	80 to <85	85 to <90	90 to <95	95 to <100	100 to >105	Total Counts	Avg Speed (MPH)	85pct Speed	10MPH Pace	% in pace	# of Speeders	% Speeders
03/04/2024	00:00	0	0	1	2	0	3	0	0	0	0	0	0	0	0	0	0	0	0	0	6	31.3	38.3	20 to 30	50.0	3	50.0
03/04/2024	01:00	18	0	1	1	1	0	1	0	0	0	0	0	0	0	0	0	0	0	0	22	11.7	25	0 to 10	81.8	2	9.1
03/04/2024	02:00	4	0	0	0	0	0	0	0	0	0	0	0	0	0	0	0	0	0	0	4	7.5	8.8	0 to 10	100.0	*	*
03/04/2024	03:00	0	0	0	0	0	0	0	0	0	0	0	0	0	0	0	0	0	0	0	0	0	0	*	*	*	*
03/04/2024	04:00	0	0	0	0	1	0	0	0	0	0	0	0	0	0	0	0	0	0	0	1	32	35	25 to 35	100.0	1	100.0
03/04/2024	05:00	0	0	0	0	0	0	1	0	0	0	0	0	0	0	0	0	0	0	0	1	42	45	35 to 45	100.0	1	100.0
03/04/2024	06:00	0	0	1	2	3	3	1	1	0	0	0	0	0	0	0	0	0	0	0	11	34	40	30 to 40	54.5	8	72.7
03/04/2024	07:00	0	0	3	8	30	20	13	5	2	0	0	0	0	0	0	0	0	0	0	81	35.7	43.1	30 to 40	61.7	70	86.4
03/04/2024	08:00	1	1	8	25	31	20	9	2	1	0	0	0	0	0	0	0	0	0	0	98	32.3	39.2	25 to 35	57.1	63	64.3
03/04/2024	09:00	0	1	10	35	39	15	3	0	1	0	0	0	0	0	0	0	0	0	0	104	30.8	36	25 to 35	71.2	58	55.8
03/04/2024	10:00	1	1	3	26	35	20	4	3	1	0	0	0	0	0	0	0	0	0	0	94	32.4	38.5	25 to 35	64.9	63	67.0
03/04/2024	11:00	1	1	5	30	23	17	6	0	1	0	0	0	0	0	0	0	0	0	0	84	31.4	38.2	25 to 35	63.1	47	56.0
03/04/2024	12:00	2	2	6	24	35	17	6	1	0	0	0	0	0	0	0	0	0	0	0	93	31.3	37.9	25 to 35	63.4	59	63.4
03/04/2024	13:00	0	2	5	27	32	17	6	2	0	0	0	0	0	0	0	0	0	0	0	91	31.9	38.2	25 to 35	64.8	57	62.6
03/04/2024	14:00	0	4	13	20	21	16	5	1	1	0	0	0	0	0	0	0	0	0	0	81	30.8	38.4	25 to 35	50.6	44	54.3
03/04/2024	15:00	2	0	9	33	40	16	4	0	0	0	0	0	0	0	0	0	0	0	0	104	30.7	36.2	25 to 35	70.2	60	57.7
03/04/2024	16:00	2	0	6	25	37	16	8	1	0	0	0	0	0	0	0	0	0	0	0	95	31.8	38.4	25 to 35	65.3	62	65.3
03/04/2024	17:00	0	1	3	27	33	13	7	2	0	0	0	0	0	0	0	0	0	0	0	86	32.2	38.5	25 to 35	69.8	55	64.0
03/04/2024	18:00	0	0	0	10	11	12	6	4	0	0	0	0	0	0	0	0	0	0	0	43	35.3	43.3	30 to 40	53.5	33	76.7
03/04/2024	19:00	0	0	2	8	15	13	8	0	0	0	0	0	0	0	0	0	0	0	0	46	34.1	40.6	30 to 40	60.9	36	78.3
03/04/2024	20:00	0	0	1	4	17	10	4	0	0	0	0	0	0	0	0	0	0	0	0	36	33.9	39.5	30 to 40	75.0	31	86.1
03/04/2024	21:00	1	0	0	3	6	5	5	0	1	0	1	0	0	0	0	0	0	0	0	22	36.3	44	30 to 40	50.0	18	81.8
03/04/2024	22:00	0	0	0	4	4	4	3	1	0	0	0	0	0	0	0	0	0	0	0	16	34.9	43.3	25 to 35	50.0	12	75.0
03/04/2024	23:00	0	0	0	2	2	2	1	0	0	0	0	0	0	0	0	0	0	0	0	7	33.4	40	25 to 35	57.1	5	71.4
24 Hr Summary		32	13	77	316	416	239	101	23	8	0	1	0	0	0	0	0	0	0	0	1226	31.9	38.9	25 to 35	59.7	788	64.3

Incoming Histogram
 Tue22Aug24
 SAM 9640

from Thu-Mar-21-2024-01-00-PM to Thu-Aug-22-2024-08-59-PM

Date	Starting Hr:min	<15	15 to <20	20 to <25	25 to <30	30 to <35	35 to <40	40 to <45	45 to <50	50 to <55	55 to <60	60 to <65	65 to <70	70 to <75	75 to <80	80 to <85	85 to <90	90 to <95	95 to <100	100 to >105	Total Counts	Avg Speed (MPH)	85pct Speed	10MPH Pace	% in pace	# of Speeders	% Speeders	
04/04/2024	00:00	0	0	0	1	0	1	0	0	0	0	0	0	0	0	0	0	0	0	0	2	32	40	20 to 30	50.0	1	50.0	
04/04/2024	01:00	0	0	0	2	0	1	0	0	0	0	0	0	0	0	0	0	0	0	0	3	30.7	40	20 to 30	66.7	1	33.3	
04/04/2024	02:00	2	0	0	0	0	0	0	0	0	0	0	0	0	0	0	0	0	0	0	2	7	10	0 to 10	100.0	*	*	
04/04/2024	03:00	0	0	0	0	0	0	0	0	0	0	0	0	0	0	0	0	0	0	0	0	0	0	*	*	*	*	
04/04/2024	04:00	0	0	0	0	0	1	0	0	0	0	0	0	0	0	0	0	0	0	0	1	37	40	30 to 40	100.0	1	100.0	
04/04/2024	05:00	10	0	0	0	0	0	2	1	0	0	0	0	0	0	0	0	0	0	0	13	15.8	42.5	0 to 10	76.9	3	23.1	
04/04/2024	06:00	0	0	0	1	2	3	1	1	0	0	0	0	0	0	0	0	0	0	0	8	36.5	45	30 to 40	62.5	7	87.5	
04/04/2024	07:00	0	0	0	9	18	10	9	10	1	0	0	0	0	0	0	0	0	0	0	57	37	46	30 to 40	49.1	48	84.2	
04/04/2024	08:00	*	*	*	*	*	*	*	*	*	*	*	*	*	*	*	*	*	*	*	*	*	*	*	*	*	*	*
04/04/2024	09:00	*	*	*	*	*	*	*	*	*	*	*	*	*	*	*	*	*	*	*	*	*	*	*	*	*	*	*
04/04/2024	10:00	*	*	*	*	*	*	*	*	*	*	*	*	*	*	*	*	*	*	*	*	*	*	*	*	*	*	*
04/04/2024	11:00	*	*	*	*	*	*	*	*	*	*	*	*	*	*	*	*	*	*	*	*	*	*	*	*	*	*	*
04/04/2024	12:00	*	*	*	*	*	*	*	*	*	*	*	*	*	*	*	*	*	*	*	*	*	*	*	*	*	*	*
04/04/2024	13:00	*	*	*	*	*	*	*	*	*	*	*	*	*	*	*	*	*	*	*	*	*	*	*	*	*	*	*
04/04/2024	14:00	*	*	*	*	*	*	*	*	*	*	*	*	*	*	*	*	*	*	*	*	*	*	*	*	*	*	*
04/04/2024	15:00	*	*	*	*	*	*	*	*	*	*	*	*	*	*	*	*	*	*	*	*	*	*	*	*	*	*	*
04/04/2024	16:00	*	*	*	*	*	*	*	*	*	*	*	*	*	*	*	*	*	*	*	*	*	*	*	*	*	*	*
04/04/2024	17:00	*	*	*	*	*	*	*	*	*	*	*	*	*	*	*	*	*	*	*	*	*	*	*	*	*	*	*
04/04/2024	18:00	*	*	*	*	*	*	*	*	*	*	*	*	*	*	*	*	*	*	*	*	*	*	*	*	*	*	*
04/04/2024	19:00	*	*	*	*	*	*	*	*	*	*	*	*	*	*	*	*	*	*	*	*	*	*	*	*	*	*	*
04/04/2024	20:00	*	*	*	*	*	*	*	*	*	*	*	*	*	*	*	*	*	*	*	*	*	*	*	*	*	*	*
04/04/2024	21:00	*	*	*	*	*	*	*	*	*	*	*	*	*	*	*	*	*	*	*	*	*	*	*	*	*	*	*
04/04/2024	22:00	*	*	*	*	*	*	*	*	*	*	*	*	*	*	*	*	*	*	*	*	*	*	*	*	*	*	*
04/04/2024	23:00	*	*	*	*	*	*	*	*	*	*	*	*	*	*	*	*	*	*	*	*	*	*	*	*	*	*	*
24 Hr Summary		12	0	0	13	20	16	12	12	1	0	0	0	0	0	0	0	0	0	0	86	32.7	45	30 to 40	41.9	61	70.9	

Date	Starting Hr:min	<15	15 to <20	20 to <25	25 to <30	30 to <35	35 to <40	40 to <45	45 to <50	50 to <55	55 to <60	60 to <65	65 to <70	70 to <75	75 to <80	80 to <85	85 to <90	90 to <95	95 to <100	100 to >105	Total Counts	Avg Speed (MPH)	85pct Speed	10MPH Pace	% in pace	# of Speeders	% Speeders
05/04/2024	00:00	*	*	*	*	*	*	*	*	*	*	*	*	*	*	*	*	*	*	*	*	*	*	*	*	*	*
05/04/2024	01:00	*	*	*	*	*	*	*	*	*	*	*	*	*	*	*	*	*	*	*	*	*	*	*	*	*	*
05/04/2024	02:00	*	*	*	*	*	*	*	*	*	*	*	*	*	*	*	*	*	*	*	*	*	*	*	*	*	*
05/04/2024	03:00	*	*	*	*	*	*	*	*	*	*	*	*	*	*	*	*	*	*	*	*	*	*	*	*	*	*
05/04/2024	04:00	*	*	*	*	*	*	*	*	*	*	*	*	*	*	*	*	*	*	*	*	*	*	*	*	*	*
05/04/2024	05:00	*	*	*	*	*	*	*	*	*	*	*	*	*	*	*	*	*	*	*	*	*	*	*	*	*	*
05/04/2024	06:00	*	*	*	*	*	*	*	*	*	*	*	*	*	*	*	*	*	*	*	*	*	*	*	*	*	*
05/04/2024	07:00	*	*	*	*	*	*	*	*	*	*	*	*	*	*	*	*	*	*	*	*	*	*	*	*	*	*
05/04/2024	08:00	*	*	*	*	*	*	*	*	*	*	*	*	*	*	*	*	*	*	*	*	*	*	*	*	*	*
05/04/2024	09:00	*	*	*	*	*	*	*	*	*	*	*	*	*	*	*	*	*	*	*	*	*	*	*	*	*	*
05/04/2024	10:00	*	*	*	*	*	*	*	*	*	*	*	*	*	*	*	*	*	*	*	*	*	*	*	*	*	*
05/04/2024	11:00	*	*	*	*	*	*	*	*	*	*	*	*	*	*	*	*	*	*	*	*	*	*	*	*	*	*
05/04/2024	12:00	*	*	*	*	*	*	*	*	*	*	*	*	*	*	*	*	*	*	*	*	*	*	*	*	*	*
05/04/2024	13:00	*	*	*	*	*	*	*	*	*	*	*	*	*	*	*	*	*	*	*	*	*	*	*	*	*	*
05/04/2024	14:00	*	*	*	*	*	*	*	*	*	*	*	*	*	*	*	*	*	*	*	*	*	*	*	*	*	*
05/04/2024	15:00	*	*	*	*	*	*	*	*	*	*	*	*	*	*	*	*	*	*	*	*	*	*	*	*	*	*
05/04/2024	16:00	*	*	*	*	*	*	*	*	*	*	*	*	*	*	*	*	*	*	*	*	*	*	*	*	*	*
05/04/2024	17:00	*	*	*	*	*	*	*	*	*	*	*	*	*	*	*	*	*	*	*	*	*	*	*	*	*	*
05/04/2024	18:00	*	*	*	*	*	*	*	*	*	*	*	*	*	*	*	*	*	*	*	*	*	*	*	*	*	*
05/04/2024	19:00	*	*	*	*	*	*	*	*	*	*	*	*	*	*	*	*	*	*	*	*	*	*	*	*	*	*
05/04/2024	20:00	*	*	*	*	*	*	*	*	*	*	*	*	*	*	*	*	*	*	*	*	*	*	*	*	*	*
05/04/2024	21:00	*	*	*	*	*	*	*	*	*	*	*	*	*	*	*	*	*	*	*	*	*	*	*	*	*	*
05/04/2024	22:00	*	*	*	*	*	*	*	*	*	*	*	*	*	*	*	*	*	*	*	*	*	*	*	*	*	*
05/04/2024	23:00	*	*	*	*	*	*	*	*	*	*	*	*	*	*	*	*	*	*	*	*	*	*	*	*	*	*
24 Hr Summary		0	0	0	0	0	0	0	0	0	0	0	0	0	0	0	0	0	0	0	0	0	0	*	*	*	*

Date	Starting Hr:min	<15	15 to <20	20 to <25	25 to <30	30 to <35	35 to <40	40 to <45	45 to <50	50 to <55	55 to <60	60 to <65	65 to <70	70 to <75	75 to <80	80 to <85	85 to <90	90 to <95	95 to <100	100 to >105	Total Counts	Avg Speed (MPH)	85pct Speed	10MPH Pace	% in pace	# of Speeders	% Speeders
06/04/2024	00:00	*	*	*	*	*	*	*	*	*	*	*	*	*	*	*	*	*	*	*	*	*	*	*	*	*	*
06/04/2024	01:00	*	*	*	*	*	*	*	*	*	*	*	*	*	*	*	*	*	*	*	*	*	*	*	*	*	*
06/04/2024	02:00	*	*	*	*	*	*	*	*	*	*	*	*	*	*	*	*	*	*	*	*	*	*	*	*	*	*
06/04/2024	03:00	*	*	*	*	*	*	*	*	*	*	*	*	*	*	*	*	*	*	*	*	*	*	*	*	*	*
06/04/2024	04:00	*	*	*	*	*	*	*	*	*	*	*	*	*	*	*	*	*	*	*	*	*	*	*	*	*	*
06/04/2024	05:00	*	*	*	*	*	*	*	*	*	*	*	*	*	*	*	*	*	*	*	*	*	*	*	*	*	*
06/04/2024	06:00	*	*	*	*	*	*	*	*	*	*	*	*	*	*	*	*	*	*	*	*	*	*	*	*	*	*
06/04/2024	07:00	*	*	*	*	*	*	*	*	*	*	*	*	*	*	*	*	*	*	*	*	*	*	*	*	*	*
06/04/2024	08:00	*	*	*	*	*	*	*	*	*	*	*	*	*	*	*	*	*	*	*	*	*	*	*	*	*	*
06/04/2024	09:00	*	*	*	*	*	*	*	*	*	*	*	*	*	*	*	*	*	*	*	*	*	*	*	*	*	*
06/04/2024	10:00	*	*	*	*	*	*	*	*	*	*	*	*	*	*	*	*	*	*	*	*	*	*	*	*	*	*
06/04/2024	11:00	*	*	*	*	*	*	*	*	*	*	*	*	*	*	*	*	*	*	*	*	*	*	*	*	*	*
06/04/2024	12:00	*	*	*	*	*	*	*	*	*	*	*	*	*	*	*	*	*	*	*	*	*	*	*	*	*	*
06/04/2024	13:00	*	*	*	*	*	*	*	*	*	*	*	*	*	*	*	*	*	*	*	*	*	*	*	*	*	*
06/04/2024	14:00	*	*	*	*	*	*	*	*	*	*	*	*	*	*	*	*	*	*	*	*	*	*	*	*	*	*
06/04/2024	15:00	*	*	*	*	*	*	*	*	*	*	*	*	*	*	*	*	*	*	*	*	*	*	*	*	*	*
06/04/2024	16:00	*	*	*	*	*	*	*	*	*	*	*	*	*	*	*	*	*	*	*	*	*	*	*	*	*	*
06/04/2024	17:00	*	*	*	*	*	*	*	*	*	*	*	*	*	*	*	*	*	*	*	*	*	*	*	*	*	*
06/04/2024	18:00	*	*	*	*	*	*	*	*	*	*	*	*	*	*	*	*	*	*	*	*	*	*	*	*	*	*
06/04/2024	19:00	*	*	*	*	*	*	*	*	*	*	*	*	*	*	*	*	*	*	*	*	*	*	*	*	*	*
06/04/2024	20:00	*	*	*	*	*	*	*	*	*	*	*	*	*	*	*	*	*	*	*	*	*	*	*	*	*	*
06/04/2024	21:00	*	*	*	*	*	*	*	*	*	*	*	*	*	*	*	*	*	*	*	*	*	*	*	*	*	*
06/04/2024	22:00	*	*	*	*	*	*	*	*	*	*	*	*	*	*	*	*	*	*	*	*	*	*	*	*	*	*
06/04/2024	23:00	*	*	*	*	*	*	*	*	*	*	*	*	*	*	*	*	*	*	*	*	*	*	*	*	*	*
24 Hr Summary		0	0	0	0	0	0	0	0	0	0	0	0	0	0	0	0	0	0	0	0	0	0	*	*	*	*

Date	Starting Hr:min	<15	15 to <20	20 to <25	25 to <30	30 to <35	35 to <40	40 to <45	45 to <50	50 to <55	55 to <60	60 to <65	65 to <70	70 to <75	75 to <80	80 to <85	85 to <90	90 to <95	95 to <100	100 to >105	Total Counts	Avg Speed (MPH)	85pct Speed	10MPH Pace	% in pace	# of Speeders	% Speeders
07/04/2024	00:00	*	*	*	*	*	*	*	*	*	*	*	*	*	*	*	*	*	*	*	*	*	*	*	*	*	*
07/04/2024	01:00	*	*	*	*	*	*	*	*	*	*	*	*	*	*	*	*	*	*	*	*	*	*	*	*	*	*
07/04/2024	02:00	*	*	*	*	*	*	*	*	*	*	*	*	*	*	*	*	*	*	*	*	*	*	*	*	*	*
07/04/2024	03:00	*	*	*	*	*	*	*	*	*	*	*	*	*	*	*	*	*	*	*	*	*	*	*	*	*	*
07/04/2024	04:00	*	*	*	*	*	*	*	*	*	*	*	*	*	*	*	*	*	*	*	*	*	*	*	*	*	*
07/04/2024	05:00	*	*	*	*	*	*	*	*	*	*	*	*	*	*	*	*	*	*	*	*	*	*	*	*	*	*
07/04/2024	06:00	*	*	*	*	*	*	*	*	*	*	*	*	*	*	*	*	*	*	*	*	*	*	*	*	*	*
07/04/2024	07:00	*	*	*	*	*	*	*	*	*	*	*	*	*	*	*	*	*	*	*	*	*	*	*	*	*	*
07/04/2024	08:00	*	*	*	*	*	*	*	*	*	*	*	*	*	*	*	*	*	*	*	*	*	*	*	*	*	*
07/04/2024	09:00	*	*	*	*	*	*	*	*	*	*	*	*	*	*	*	*	*	*	*	*	*	*	*	*	*	*
07/04/2024	10:00	*	*	*	*	*	*	*	*	*	*	*	*	*	*	*	*	*	*	*	*	*	*	*	*	*	*
07/04/2024	11:00	*	*	*	*	*	*	*	*	*	*	*	*	*	*	*	*	*	*	*	*	*	*	*	*	*	*
07/04/2024	12:00	*	*	*	*	*	*	*	*	*	*	*	*	*	*	*	*	*	*	*	*	*	*	*	*	*	*
07/04/2024	13:00	*	*	*	*	*	*	*	*	*	*	*	*	*	*	*	*	*	*	*	*	*	*	*	*	*	*
07/04/2024	14:00	*	*	*	*	*	*	*	*	*	*	*	*	*	*	*	*	*	*	*	*	*	*	*	*	*	*
07/04/2024	15:00	*	*	*	*	*	*	*	*	*	*	*	*	*	*	*	*	*	*	*	*	*	*	*	*	*	*
07/04/2024	16:00	*	*	*	*	*	*	*	*	*	*	*	*	*	*	*	*	*	*	*	*	*	*	*	*	*	*
07/04/2024	17:00	*	*	*	*	*	*	*	*	*	*	*	*	*	*	*	*	*	*	*	*	*	*	*	*	*	*
07/04/2024	18:00	*	*	*	*	*	*	*	*	*	*	*	*	*	*	*	*	*	*	*	*	*	*	*	*	*	*
07/04/2024	19:00	*	*	*	*	*	*	*	*	*	*	*	*	*	*	*	*	*	*	*	*	*	*	*	*	*	*
07/04/2024	20:00	*	*	*	*	*	*	*	*	*	*	*	*	*	*	*	*	*	*	*	*	*	*	*	*	*	*
07/04/2024	21:00	*	*	*	*	*	*	*	*	*	*	*	*	*	*	*	*	*	*	*	*	*	*	*	*	*	*
07/04/2024	22:00	*	*	*	*	*	*	*	*	*	*	*	*	*	*	*	*	*	*	*	*	*	*	*	*	*	*
07/04/2024	23:00	*	*	*	*	*	*	*	*	*	*	*	*	*	*	*	*	*	*	*	*	*	*	*	*	*	*
24 Hr Summary		0	0	0	0	0	0	0	0	0	0	0	0	0	0	0	0	0	0	0	0	0	0	*	*	*	*

Incoming Histogram

Tue22Aug24

SAM 9640

from Thu-Mar-21-2024-01-00-PM to Thu-Aug-22-2024-08-59-PM

Date	Starting Hr:min	<15	15 to <20	20 to <25	25 to <30	30 to <35	35 to <40	40 to <45	45 to <50	50 to <55	55 to <60	60 to <65	65 to <70	70 to <75	75 to <80	80 to <85	85 to <90	90 to <95	95 to <100	100 to >105	Total Counts	Avg Speed (MPH)	85pct Speed	10MPH Pace	% in pace	# of Speeders	% Speeders
08/04/2024	00:00	*	*	*	*	*	*	*	*	*	*	*	*	*	*	*	*	*	*	*	*	*	*	*	*	*	*
08/04/2024	01:00	*	*	*	*	*	*	*	*	*	*	*	*	*	*	*	*	*	*	*	*	*	*	*	*	*	*
08/04/2024	02:00	*	*	*	*	*	*	*	*	*	*	*	*	*	*	*	*	*	*	*	*	*	*	*	*	*	*
08/04/2024	03:00	*	*	*	*	*	*	*	*	*	*	*	*	*	*	*	*	*	*	*	*	*	*	*	*	*	*
08/04/2024	04:00	*	*	*	*	*	*	*	*	*	*	*	*	*	*	*	*	*	*	*	*	*	*	*	*	*	*
08/04/2024	05:00	*	*	*	*	*	*	*	*	*	*	*	*	*	*	*	*	*	*	*	*	*	*	*	*	*	*
08/04/2024	06:00	*	*	*	*	*	*	*	*	*	*	*	*	*	*	*	*	*	*	*	*	*	*	*	*	*	*
08/04/2024	07:00	*	*	*	*	*	*	*	*	*	*	*	*	*	*	*	*	*	*	*	*	*	*	*	*	*	*
08/04/2024	08:00	*	*	*	*	*	*	*	*	*	*	*	*	*	*	*	*	*	*	*	*	*	*	*	*	*	*
08/04/2024	09:00	*	*	*	*	*	*	*	*	*	*	*	*	*	*	*	*	*	*	*	*	*	*	*	*	*	*
08/04/2024	10:00	*	*	*	*	*	*	*	*	*	*	*	*	*	*	*	*	*	*	*	*	*	*	*	*	*	*
08/04/2024	11:00	*	*	*	*	*	*	*	*	*	*	*	*	*	*	*	*	*	*	*	*	*	*	*	*	*	*
08/04/2024	12:00	*	*	*	*	*	*	*	*	*	*	*	*	*	*	*	*	*	*	*	*	*	*	*	*	*	*
08/04/2024	13:00	*	*	*	*	*	*	*	*	*	*	*	*	*	*	*	*	*	*	*	*	*	*	*	*	*	*
08/04/2024	14:00	*	*	*	*	*	*	*	*	*	*	*	*	*	*	*	*	*	*	*	*	*	*	*	*	*	*
08/04/2024	15:00	*	*	*	*	*	*	*	*	*	*	*	*	*	*	*	*	*	*	*	*	*	*	*	*	*	*
08/04/2024	16:00	*	*	*	*	*	*	*	*	*	*	*	*	*	*	*	*	*	*	*	*	*	*	*	*	*	*
08/04/2024	17:00	*	*	*	*	*	*	*	*	*	*	*	*	*	*	*	*	*	*	*	*	*	*	*	*	*	*
08/04/2024	18:00	*	*	*	*	*	*	*	*	*	*	*	*	*	*	*	*	*	*	*	*	*	*	*	*	*	*
08/04/2024	19:00	*	*	*	*	*	*	*	*	*	*	*	*	*	*	*	*	*	*	*	*	*	*	*	*	*	*
08/04/2024	20:00	*	*	*	*	*	*	*	*	*	*	*	*	*	*	*	*	*	*	*	*	*	*	*	*	*	*
08/04/2024	21:00	*	*	*	*	*	*	*	*	*	*	*	*	*	*	*	*	*	*	*	*	*	*	*	*	*	*
08/04/2024	22:00	*	*	*	*	*	*	*	*	*	*	*	*	*	*	*	*	*	*	*	*	*	*	*	*	*	*
08/04/2024	23:00	*	*	*	*	*	*	*	*	*	*	*	*	*	*	*	*	*	*	*	*	*	*	*	*	*	*
24 Hr Summary		0	0	0	0	0	0	0	0	0	0	0	0	0	0	0	0	0	0	0	0	0	0	0	*	*	*

Date	Starting Hr:min	<15	15 to <20	20 to <25	25 to <30	30 to <35	35 to <40	40 to <45	45 to <50	50 to <55	55 to <60	60 to <65	65 to <70	70 to <75	75 to <80	80 to <85	85 to <90	90 to <95	95 to <100	100 to >105	Total Counts	Avg Speed (MPH)	85pct Speed	10MPH Pace	% in pace	# of Speeders	% Speeders
09/04/2024	00:00	*	*	*	*	*	*	*	*	*	*	*	*	*	*	*	*	*	*	*	*	*	*	*	*	*	*
09/04/2024	01:00	*	*	*	*	*	*	*	*	*	*	*	*	*	*	*	*	*	*	*	*	*	*	*	*	*	*
09/04/2024	02:00	*	*	*	*	*	*	*	*	*	*	*	*	*	*	*	*	*	*	*	*	*	*	*	*	*	*
09/04/2024	03:00	*	*	*	*	*	*	*	*	*	*	*	*	*	*	*	*	*	*	*	*	*	*	*	*	*	*
09/04/2024	04:00	*	*	*	*	*	*	*	*	*	*	*	*	*	*	*	*	*	*	*	*	*	*	*	*	*	*
09/04/2024	05:00	*	*	*	*	*	*	*	*	*	*	*	*	*	*	*	*	*	*	*	*	*	*	*	*	*	*
09/04/2024	06:00	*	*	*	*	*	*	*	*	*	*	*	*	*	*	*	*	*	*	*	*	*	*	*	*	*	*
09/04/2024	07:00	*	*	*	*	*	*	*	*	*	*	*	*	*	*	*	*	*	*	*	*	*	*	*	*	*	*
09/04/2024	08:00	*	*	*	*	*	*	*	*	*	*	*	*	*	*	*	*	*	*	*	*	*	*	*	*	*	*
09/04/2024	09:00	*	*	*	*	*	*	*	*	*	*	*	*	*	*	*	*	*	*	*	*	*	*	*	*	*	*
09/04/2024	10:00	*	*	*	*	*	*	*	*	*	*	*	*	*	*	*	*	*	*	*	*	*	*	*	*	*	*
09/04/2024	11:00	*	*	*	*	*	*	*	*	*	*	*	*	*	*	*	*	*	*	*	*	*	*	*	*	*	*
09/04/2024	12:00	*	*	*	*	*	*	*	*	*	*	*	*	*	*	*	*	*	*	*	*	*	*	*	*	*	*
09/04/2024	13:00	*	*	*	*	*	*	*	*	*	*	*	*	*	*	*	*	*	*	*	*	*	*	*	*	*	*
09/04/2024	14:00	*	*	*	*	*	*	*	*	*	*	*	*	*	*	*	*	*	*	*	*	*	*	*	*	*	*
09/04/2024	15:00	*	*	*	*	*	*	*	*	*	*	*	*	*	*	*	*	*	*	*	*	*	*	*	*	*	*
09/04/2024	16:00	*	*	*	*	*	*	*	*	*	*	*	*	*	*	*	*	*	*	*	*	*	*	*	*	*	*
09/04/2024	17:00	*	*	*	*	*	*	*	*	*	*	*	*	*	*	*	*	*	*	*	*	*	*	*	*	*	*
09/04/2024	18:00	*	*	*	*	*	*	*	*	*	*	*	*	*	*	*	*	*	*	*	*	*	*	*	*	*	*
09/04/2024	19:00	*	*	*	*	*	*	*	*	*	*	*	*	*	*	*	*	*	*	*	*	*	*	*	*	*	*
09/04/2024	20:00	*	*	*	*	*	*	*	*	*	*	*	*	*	*	*	*	*	*	*	*	*	*	*	*	*	*
09/04/2024	21:00	*	*	*	*	*	*	*	*	*	*	*	*	*	*	*	*	*	*	*	*	*	*	*	*	*	*
09/04/2024	22:00	*	*	*	*	*	*	*	*	*	*	*	*	*	*	*	*	*	*	*	*	*	*	*	*	*	*
09/04/2024	23:00	*	*	*	*	*	*	*	*	*	*	*	*	*	*	*	*	*	*	*	*	*	*	*	*	*	*
24 Hr Summary		0	0	0	0	0	0	0	0	0	0	0	0	0	0	0	0	0	0	0	0	0	0	*	*	*	*

Date	Starting Hr:min	<15	15 to <20	20 to <25	25 to <30	30 to <35	35 to <40	40 to <45	45 to <50	50 to <55	55 to <60	60 to <65	65 to <70	70 to <75	75 to <80	80 to <85	85 to <90	90 to <95	95 to <100	100 to >105	Total Counts	Avg Speed (MPH)	85pct Speed	10MPH Pace	% in pace	# of Speeders	% Speeders
10/04/2024	00:00	*	*	*	*	*	*	*	*	*	*	*	*	*	*	*	*	*	*	*	*	*	*	*	*	*	*
10/04/2024	01:00	*	*	*	*	*	*	*	*	*	*	*	*	*	*	*	*	*	*	*	*	*	*	*	*	*	*
10/04/2024	02:00	*	*	*	*	*	*	*	*	*	*	*	*	*	*	*	*	*	*	*	*	*	*	*	*	*	*
10/04/2024	03:00	*	*	*	*	*	*	*	*	*	*	*	*	*	*	*	*	*	*	*	*	*	*	*	*	*	*
10/04/2024	04:00	*	*	*	*	*	*	*	*	*	*	*	*	*	*	*	*	*	*	*	*	*	*	*	*	*	*
10/04/2024	05:00	*	*	*	*	*	*	*	*	*	*	*	*	*	*	*	*	*	*	*	*	*	*	*	*	*	*
10/04/2024	06:00	*	*	*	*	*	*	*	*	*	*	*	*	*	*	*	*	*	*	*	*	*	*	*	*	*	*
10/04/2024	07:00	*	*	*	*	*	*	*	*	*	*	*	*	*	*	*	*	*	*	*	*	*	*	*	*	*	*
10/04/2024	08:00	*	*	*	*	*	*	*	*	*	*	*	*	*	*	*	*	*	*	*	*	*	*	*	*	*	*
10/04/2024	09:00	*	*	*	*	*	*	*	*	*	*	*	*	*	*	*	*	*	*	*	*	*	*	*	*	*	*
10/04/2024	10:00	*	*	*	*	*	*	*	*	*	*	*	*	*	*	*	*	*	*	*	*	*	*	*	*	*	*
10/04/2024	11:00	*	*	*	*	*	*	*	*	*	*	*	*	*	*	*	*	*	*	*	*	*	*	*	*	*	*
10/04/2024	12:00	*	*	*	*	*	*	*	*	*	*	*	*	*	*	*	*	*	*	*	*	*	*	*	*	*	*
10/04/2024	13:00	*	*	*	*	*	*	*	*	*	*	*	*	*	*	*	*	*	*	*	*	*	*	*	*	*	*
10/04/2024	14:00	*	*	*	*	*	*	*	*	*	*	*	*	*	*	*	*	*	*	*	*	*	*	*	*	*	*
10/04/2024	15:00	*	*	*	*	*	*	*	*	*	*	*	*	*	*	*	*	*	*	*	*	*	*	*	*	*	*
10/04/2024	16:00	*	*	*	*	*	*	*	*	*	*	*	*	*	*	*	*	*	*	*	*	*	*	*	*	*	*
10/04/2024	17:00	*	*	*	*	*	*	*	*	*	*	*	*	*	*	*	*	*	*	*	*	*	*	*	*	*	*
10/04/2024	18:00	*	*	*	*	*	*	*	*	*	*	*	*	*	*	*	*	*	*	*	*	*	*	*	*	*	*
10/04/2024	19:00	*	*	*	*	*	*	*	*	*	*	*	*	*	*	*	*	*	*	*	*	*	*	*	*	*	*
10/04/2024	20:00	*	*	*	*	*	*	*	*	*	*	*	*	*	*	*	*	*	*	*	*	*	*	*	*	*	*
10/04/2024	21:00	*	*	*	*	*	*	*	*	*	*	*	*	*	*	*	*	*	*	*	*	*	*	*	*	*	*
10/04/2024	22:00	*	*	*	*	*	*	*	*	*	*	*	*	*	*	*	*	*	*	*	*	*	*	*	*	*	*
10/04/2024	23:00	*	*	*	*	*	*	*	*	*	*	*	*	*	*	*	*	*	*	*	*	*	*	*	*	*	*
24 Hr Summary		0	0	0	0	0	0	0	0	0	0	0	0	0	0	0	0	0	0	0	0	0	0	*	*	*	*

Date	Starting Hr:min	<15	15 to <20	20 to <25	25 to <30	30 to <35	35 to <40	40 to <45	45 to <50	50 to <55	55 to <60	60 to <65	65 to <70	70 to <75	75 to <80	80 to <85	85 to <90	90 to <95	95 to <100	100 to >105	Total Counts	Avg Speed (MPH)	85pct Speed	10MPH Pace	% in pace	# of Speeders	% Speeders
11/04/2024	00:00	*	*	*	*	*	*	*	*	*	*	*	*	*	*	*	*	*	*	*	*	*	*	*	*	*	*
11/04/2024	01:00	*	*	*	*	*	*	*	*	*	*	*	*	*	*	*	*	*	*	*	*	*	*	*	*	*	*
11/04/2024	02:00	*	*	*	*	*	*	*	*	*	*	*	*	*	*	*	*	*	*	*	*	*	*	*	*	*	*
11/04/2024	03:00	*	*	*	*	*	*	*	*	*	*	*	*	*	*	*	*	*	*	*	*	*	*	*	*	*	*
11/04/2024	04:00	*	*	*	*	*	*	*	*	*	*	*	*	*	*	*	*	*	*	*	*	*	*	*	*	*	*
11/04/2024	05:00	*	*	*	*	*	*	*	*	*	*	*	*	*	*	*	*	*	*	*	*	*	*	*	*	*	*
11/04/2024	06:00	*	*	*	*	*	*	*	*	*	*	*	*	*	*	*	*	*	*	*	*	*	*	*	*	*	*
11/04/2024	07:00	*	*	*	*	*	*	*	*	*	*	*	*	*	*	*	*	*	*	*	*	*	*	*	*	*	*
11/04/2024	08:00	*	*	*	*	*	*	*	*	*	*	*	*	*	*	*	*	*	*	*	*	*	*	*	*	*	*
11/04/2024	09:00	*	*	*	*	*	*	*	*	*	*	*	*	*	*	*	*	*	*	*	*	*	*	*	*	*	*
11/04/2024	10:00	*	*	*	*	*	*	*	*	*	*	*	*	*	*	*	*	*	*	*	*	*	*	*	*	*	*
11/04/2024	11:00	*	*	*	*	*	*	*	*	*	*	*	*	*	*	*	*	*	*	*	*	*	*	*	*	*	*
11/04/2024	12:00	*	*	*	*	*	*	*	*	*	*	*	*	*	*	*	*	*	*	*	*	*	*	*	*	*	*
11/04/2024	13:00	*	*	*	*	*	*	*	*	*	*	*	*	*	*	*	*	*	*	*	*	*	*	*	*	*	*
11/04/2024	14:00	*	*	*	*	*	*	*	*	*	*	*	*	*	*	*	*	*	*	*	*	*	*	*	*	*	*
11/04/2024	15:00	*	*	*	*	*	*	*	*	*	*	*	*	*	*	*	*	*	*	*	*	*	*	*	*	*	*
11/04/2024	16:00	*	*	*	*	*	*	*	*	*	*	*	*	*	*	*	*	*	*	*	*	*	*	*	*	*	*
11/04/2024	17:00	*	*	*	*	*	*	*	*	*	*	*	*	*	*	*	*	*	*	*	*	*	*	*	*	*	*
11/04/2024	18:00	*	*	*	*	*	*	*	*	*	*	*	*	*	*	*	*	*	*	*	*	*	*	*	*	*	*
11/04/2024	19:00	*	*	*	*	*	*	*	*	*	*	*	*	*	*	*	*	*	*	*	*	*	*	*	*	*	*
11/04/2024	20:00	*	*	*	*	*	*	*	*	*	*	*	*	*	*	*	*	*	*	*	*	*	*	*	*	*	*
11/04/2024	21:00	*	*	*	*	*	*	*	*	*	*	*	*	*	*	*	*	*	*	*	*	*	*	*	*	*	*
11/04/2024	22:00	*	*	*	*	*	*	*	*	*	*	*	*	*	*	*	*	*	*	*	*	*	*	*	*	*	*
11/04/2024	23:00	*	*	*	*	*	*	*	*	*	*	*	*	*	*	*	*	*	*	*	*	*	*	*	*	*	*
24 Hr Summary		0	0	0	0	0	0	0	0	0	0	0	0	0	0	0	0	0	0	0	0	0	0	*	*	*	*

Incoming Histogram

Tue22Aug24

SAM 9640

from Thu-Mar-21-2024-01-00-PM to Thu-Aug-22-2024-08-59-PM

Date	Starting Hr:min	<15	15 to <20	20 to <25	25 to <30	30 to <35	35 to <40	40 to <45	45 to <50	50 to <55	55 to <60	60 to <65	65 to <70	70 to <75	75 to <80	80 to <85	85 to <90	90 to <95	95 to <100	100 to >105	Total Counts	Avg Speed (MPH)	85pct Speed	10MPH Pace	% in pace	# of Speeders	% Speeders
12/04/2024	00:00	*	*	*	*	*	*	*	*	*	*	*	*	*	*	*	*	*	*	*	*	*	*	*	*	*	*
12/04/2024	01:00	*	*	*	*	*	*	*	*	*	*	*	*	*	*	*	*	*	*	*	*	*	*	*	*	*	*
12/04/2024	02:00	*	*	*	*	*	*	*	*	*	*	*	*	*	*	*	*	*	*	*	*	*	*	*	*	*	*
12/04/2024	03:00	*	*	*	*	*	*	*	*	*	*	*	*	*	*	*	*	*	*	*	*	*	*	*	*	*	*
12/04/2024	04:00	*	*	*	*	*	*	*	*	*	*	*	*	*	*	*	*	*	*	*	*	*	*	*	*	*	*
12/04/2024	05:00	*	*	*	*	*	*	*	*	*	*	*	*	*	*	*	*	*	*	*	*	*	*	*	*	*	*
12/04/2024	06:00	*	*	*	*	*	*	*	*	*	*	*	*	*	*	*	*	*	*	*	*	*	*	*	*	*	*
12/04/2024	07:00	*	*	*	*	*	*	*	*	*	*	*	*	*	*	*	*	*	*	*	*	*	*	*	*	*	*
12/04/2024	08:00	*	*	*	*	*	*	*	*	*	*	*	*	*	*	*	*	*	*	*	*	*	*	*	*	*	*
12/04/2024	09:00	*	*	*	*	*	*	*	*	*	*	*	*	*	*	*	*	*	*	*	*	*	*	*	*	*	*
12/04/2024	10:00	*	*	*	*	*	*	*	*	*	*	*	*	*	*	*	*	*	*	*	*	*	*	*	*	*	*
12/04/2024	11:00	*	*	*	*	*	*	*	*	*	*	*	*	*	*	*	*	*	*	*	*	*	*	*	*	*	*
12/04/2024	12:00	*	*	*	*	*	*	*	*	*	*	*	*	*	*	*	*	*	*	*	*	*	*	*	*	*	*
12/04/2024	13:00	*	*	*	*	*	*	*	*	*	*	*	*	*	*	*	*	*	*	*	*	*	*	*	*	*	*
12/04/2024	14:00	*	*	*	*	*	*	*	*	*	*	*	*	*	*	*	*	*	*	*	*	*	*	*	*	*	*
12/04/2024	15:00	*	*	*	*	*	*	*	*	*	*	*	*	*	*	*	*	*	*	*	*	*	*	*	*	*	*
12/04/2024	16:00	*	*	*	*	*	*	*	*	*	*	*	*	*	*	*	*	*	*	*	*	*	*	*	*	*	*
12/04/2024	17:00	*	*	*	*	*	*	*	*	*	*	*	*	*	*	*	*	*	*	*	*	*	*	*	*	*	*
12/04/2024	18:00	*	*	*	*	*	*	*	*	*	*	*	*	*	*	*	*	*	*	*	*	*	*	*	*	*	*
12/04/2024	19:00	*	*	*	*	*	*	*	*	*	*	*	*	*	*	*	*	*	*	*	*	*	*	*	*	*	*
12/04/2024	20:00	*	*	*	*	*	*	*	*	*	*	*	*	*	*	*	*	*	*	*	*	*	*	*	*	*	*
12/04/2024	21:00	*	*	*	*	*	*	*	*	*	*	*	*	*	*	*	*	*	*	*	*	*	*	*	*	*	*
12/04/2024	22:00	*	*	*	*	*	*	*	*	*	*	*	*	*	*	*	*	*	*	*	*	*	*	*	*	*	*
12/04/2024	23:00	*	*	*	*	*	*	*	*	*	*	*	*	*	*	*	*	*	*	*	*	*	*	*	*	*	*
24 Hr Summary		0	0	0	0	0	0	0	0	0	0	0	0	0	0	0	0	0	0	0	0	0	0	*	*	*	*

Date	Starting Hr:min	<15	15 to <20	20 to <25	25 to <30	30 to <35	35 to <40	40 to <45	45 to <50	50 to <55	55 to <60	60 to <65	65 to <70	70 to <75	75 to <80	80 to <85	85 to <90	90 to <95	95 to <100	100 to >105	Total Counts	Avg Speed (MPH)	85pct Speed	10MPH Pace	% in pace	# of Speeders	% Speeders
13/04/2024	00:00	*	*	*	*	*	*	*	*	*	*	*	*	*	*	*	*	*	*	*	*	*	*	*	*	*	*
13/04/2024	01:00	*	*	*	*	*	*	*	*	*	*	*	*	*	*	*	*	*	*	*	*	*	*	*	*	*	*
13/04/2024	02:00	*	*	*	*	*	*	*	*	*	*	*	*	*	*	*	*	*	*	*	*	*	*	*	*	*	*
13/04/2024	03:00	*	*	*	*	*	*	*	*	*	*	*	*	*	*	*	*	*	*	*	*	*	*	*	*	*	*
13/04/2024	04:00	*	*	*	*	*	*	*	*	*	*	*	*	*	*	*	*	*	*	*	*	*	*	*	*	*	*
13/04/2024	05:00	*	*	*	*	*	*	*	*	*	*	*	*	*	*	*	*	*	*	*	*	*	*	*	*	*	*
13/04/2024	06:00	*	*	*	*	*	*	*	*	*	*	*	*	*	*	*	*	*	*	*	*	*	*	*	*	*	*
13/04/2024	07:00	*	*	*	*	*	*	*	*	*	*	*	*	*	*	*	*	*	*	*	*	*	*	*	*	*	*
13/04/2024	08:00	*	*	*	*	*	*	*	*	*	*	*	*	*	*	*	*	*	*	*	*	*	*	*	*	*	*
13/04/2024	09:00	*	*	*	*	*	*	*	*	*	*	*	*	*	*	*	*	*	*	*	*	*	*	*	*	*	*
13/04/2024	10:00	*	*	*	*	*	*	*	*	*	*	*	*	*	*	*	*	*	*	*	*	*	*	*	*	*	*
13/04/2024	11:00	*	*	*	*	*	*	*	*	*	*	*	*	*	*	*	*	*	*	*	*	*	*	*	*	*	*
13/04/2024	12:00	*	*	*	*	*	*	*	*	*	*	*	*	*	*	*	*	*	*	*	*	*	*	*	*	*	*
13/04/2024	13:00	*	*	*	*	*	*	*	*	*	*	*	*	*	*	*	*	*	*	*	*	*	*	*	*	*	*
13/04/2024	14:00	*	*	*	*	*	*	*	*	*	*	*	*	*	*	*	*	*	*	*	*	*	*	*	*	*	*
13/04/2024	15:00	*	*	*	*	*	*	*	*	*	*	*	*	*	*	*	*	*	*	*	*	*	*	*	*	*	*
13/04/2024	16:00	*	*	*	*	*	*	*	*	*	*	*	*	*	*	*	*	*	*	*	*	*	*	*	*	*	*
13/04/2024	17:00	*	*	*	*	*	*	*	*	*	*	*	*	*	*	*	*	*	*	*	*	*	*	*	*	*	*
13/04/2024	18:00	*	*	*	*	*	*	*	*	*	*	*	*	*	*	*	*	*	*	*	*	*	*	*	*	*	*
13/04/2024	19:00	*	*	*	*	*	*	*	*	*	*	*	*	*	*	*	*	*	*	*	*	*	*	*	*	*	*
13/04/2024	20:00	*	*	*	*	*	*	*	*	*	*	*	*	*	*	*	*	*	*	*	*	*	*	*	*	*	*
13/04/2024	21:00	*	*	*	*	*	*	*	*	*	*	*	*	*	*	*	*	*	*	*	*	*	*	*	*	*	*
13/04/2024	22:00	*	*	*	*	*	*	*	*	*	*	*	*	*	*	*	*	*	*	*	*	*	*	*	*	*	*
13/04/2024	23:00	*	*	*	*	*	*	*	*	*	*	*	*	*	*	*	*	*	*	*	*	*	*	*	*	*	*
24 Hr Summary		0	0	0	0	0	0	0	0	0	0	0	0	0	0	0	0	0	0	0	0	0	0	*	*	*	*

Date	Starting Hr:min	<15	15 to <20	20 to <25	25 to <30	30 to <35	35 to <40	40 to <45	45 to <50	50 to <55	55 to <60	60 to <65	65 to <70	70 to <75	75 to <80	80 to <85	85 to <90	90 to <95	95 to <100	100 to >105	Total Counts	Avg Speed (MPH)	85pct Speed	10MPH Pace	% in pace	# of Speeders	% Speeders
14/04/2024	00:00	*	*	*	*	*	*	*	*	*	*	*	*	*	*	*	*	*	*	*	*	*	*	*	*	*	*
14/04/2024	01:00	*	*	*	*	*	*	*	*	*	*	*	*	*	*	*	*	*	*	*	*	*	*	*	*	*	*
14/04/2024	02:00	*	*	*	*	*	*	*	*	*	*	*	*	*	*	*	*	*	*	*	*	*	*	*	*	*	*
14/04/2024	03:00	*	*	*	*	*	*	*	*	*	*	*	*	*	*	*	*	*	*	*	*	*	*	*	*	*	*
14/04/2024	04:00	*	*	*	*	*	*	*	*	*	*	*	*	*	*	*	*	*	*	*	*	*	*	*	*	*	*
14/04/2024	05:00	*	*	*	*	*	*	*	*	*	*	*	*	*	*	*	*	*	*	*	*	*	*	*	*	*	*
14/04/2024	06:00	*	*	*	*	*	*	*	*	*	*	*	*	*	*	*	*	*	*	*	*	*	*	*	*	*	*
14/04/2024	07:00	*	*	*	*	*	*	*	*	*	*	*	*	*	*	*	*	*	*	*	*	*	*	*	*	*	*
14/04/2024	08:00	*	*	*	*	*	*	*	*	*	*	*	*	*	*	*	*	*	*	*	*	*	*	*	*	*	*
14/04/2024	09:00	*	*	*	*	*	*	*	*	*	*	*	*	*	*	*	*	*	*	*	*	*	*	*	*	*	*
14/04/2024	10:00	*	*	*	*	*	*	*	*	*	*	*	*	*	*	*	*	*	*	*	*	*	*	*	*	*	*
14/04/2024	11:00	*	*	*	*	*	*	*	*	*	*	*	*	*	*	*	*	*	*	*	*	*	*	*	*	*	*
14/04/2024	12:00	*	*	*	*	*	*	*	*	*	*	*	*	*	*	*	*	*	*	*	*	*	*	*	*	*	*
14/04/2024	13:00	*	*	*	*	*	*	*	*	*	*	*	*	*	*	*	*	*	*	*	*	*	*	*	*	*	*
14/04/2024	14:00	*	*	*	*	*	*	*	*	*	*	*	*	*	*	*	*	*	*	*	*	*	*	*	*	*	*
14/04/2024	15:00	*	*	*	*	*	*	*	*	*	*	*	*	*	*	*	*	*	*	*	*	*	*	*	*	*	*
14/04/2024	16:00	*	*	*	*	*	*	*	*	*	*	*	*	*	*	*	*	*	*	*	*	*	*	*	*	*	*
14/04/2024	17:00	*	*	*	*	*	*	*	*	*	*	*	*	*	*	*	*	*	*	*	*	*	*	*	*	*	*
14/04/2024	18:00	*	*	*	*	*	*	*	*	*	*	*	*	*	*	*	*	*	*	*	*	*	*	*	*	*	*
14/04/2024	19:00	*	*	*	*	*	*	*	*	*	*	*	*	*	*	*	*	*	*	*	*	*	*	*	*	*	*
14/04/2024	20:00	*	*	*	*	*	*	*	*	*	*	*	*	*	*	*	*	*	*	*	*	*	*	*	*	*	*
14/04/2024	21:00	*	*	*	*	*	*	*	*	*	*	*	*	*	*	*	*	*	*	*	*	*	*	*	*	*	*
14/04/2024	22:00	*	*	*	*	*	*	*	*	*	*	*	*	*	*	*	*	*	*	*	*	*	*	*	*	*	*
14/04/2024	23:00	*	*	*	*	*	*	*	*	*	*	*	*	*	*	*	*	*	*	*	*	*	*	*	*	*	*
24 Hr Summary		0	0	0	0	0	0	0	0	0	0	0	0	0	0	0	0	0	0	0	0	0	0	*	*	*	*

Date	Starting Hr:min	<15	15 to <20	20 to <25	25 to <30	30 to <35	35 to <40	40 to <45	45 to <50	50 to <55	55 to <60	60 to <65	65 to <70	70 to <75	75 to <80	80 to <85	85 to <90	90 to <95	95 to <100	100 to >105	Total Counts	Avg Speed (MPH)	85pct Speed	10MPH Pace	% in pace	# of Speeders	% Speeders
15/04/2024	00:00	*	*	*	*	*	*	*	*	*	*	*	*	*	*	*	*	*	*	*	*	*	*	*	*	*	*
15/04/2024	01:00	*	*	*	*	*	*	*	*	*	*	*	*	*	*	*	*	*	*	*	*	*	*	*	*	*	*
15/04/2024	02:00	*	*	*	*	*	*	*	*	*	*	*	*	*	*	*	*	*	*	*	*	*	*	*	*	*	*
15/04/2024	03:00	*	*	*	*	*	*	*	*	*	*	*	*	*	*	*	*	*	*	*	*	*	*	*	*	*	*
15/04/2024	04:00	*	*	*	*	*	*	*	*	*	*	*	*	*	*	*	*	*	*	*	*	*	*	*	*	*	*
15/04/2024	05:00	*	*	*	*	*	*	*	*	*	*	*	*	*	*	*	*	*	*	*	*	*	*	*	*	*	*
15/04/2024	06:00	*	*	*	*	*	*	*	*	*	*	*	*	*	*	*	*	*	*	*	*	*	*	*	*	*	*
15/04/2024	07:00	*	*	*	*	*	*	*	*	*	*	*	*	*	*	*	*	*	*	*	*	*	*	*	*	*	*
15/04/2024	08:00	*	*	*	*	*	*	*	*	*	*	*	*	*	*	*	*	*	*	*	*	*	*	*	*	*	*
15/04/2024	09:00	*	*	*	*	*	*	*	*	*	*	*	*	*	*	*	*	*	*	*	*	*	*	*	*	*	*
15/04/2024	10:00	*	*	*	*	*	*	*	*	*	*	*	*	*	*	*	*	*	*	*	*	*	*	*	*	*	*
15/04/2024	11:00	*	*	*	*	*	*	*	*	*	*	*	*	*	*	*	*	*	*	*	*	*	*	*	*	*	*
15/04/2024	12:00	*	*	*	*	*	*	*	*	*	*	*	*	*	*	*	*	*	*	*	*	*	*	*	*	*	*
15/04/2024	13:00	*	*	*	*	*	*	*	*	*	*	*	*	*	*	*	*	*	*	*	*	*	*	*	*	*	*
15/04/2024	14:00	*	*	*	*	*	*	*	*	*	*	*	*	*	*	*	*	*	*	*	*	*	*	*	*	*	*
15/04/2024	15:00	*	*	*	*	*	*	*	*	*	*	*	*	*	*	*	*	*	*	*	*	*	*	*	*	*	*
15/04/2024	16:00	*	*	*	*	*	*	*	*	*	*	*	*	*	*	*	*	*	*	*	*	*	*	*	*	*	*
15/04/2024	17:00	*	*	*	*	*	*	*	*	*	*	*	*	*	*	*	*	*	*	*	*	*	*	*	*	*	*
15/04/2024	18:00	*	*	*	*	*	*	*	*	*	*	*	*	*	*	*	*	*	*	*	*	*	*	*	*	*	*
15/04/2024	19:00	*	*	*	*	*	*	*	*	*	*	*	*	*	*	*	*	*	*	*	*	*	*	*	*	*	*
15/04/2024	20:00	*	*	*	*	*	*	*	*	*	*	*	*	*	*	*	*	*	*	*	*	*	*	*	*	*	*
15/04/2024	21:00	*	*	*	*	*	*	*	*	*	*	*	*	*	*	*	*	*	*	*	*	*	*	*	*	*	*
15/04/2024	22:00	*	*	*	*	*	*	*	*	*	*	*	*	*	*	*	*	*	*	*	*	*	*	*	*	*	*
15/04/2024	23:00	*	*	*	*	*	*	*	*	*	*	*	*	*	*	*	*	*	*	*	*	*	*	*	*	*	*
24 Hr Summary		0	0	0	0	0	0	0	0	0	0	0	0	0	0	0	0	0	0	0	0	0	0	*	*	*	*

Date	Starting Hr:min	<15	15 to <20	20 to <25	25 to <30	30 to <35	35 to <40	40 to <45	45 to <50	50 to <55	55 to <60	60 to <65	65 to <70	70 to <75	75 to <80	80 to <85	85 to <90	90 to <95	95 to <100	100 to >105	Total Counts	Avg Speed (MPH)	85pct Speed	10MPH Pace	% in pace	# of Speeders	% Speeders
16/04/2024	00:00	*	*	*	*	*	*	*	*	*	*	*	*	*	*	*	*	*	*	*	*	*	*	*	*	*	*
16/04/2024	01:00	*	*	*	*	*	*	*	*	*	*	*	*	*	*	*	*	*	*	*	*	*	*	*	*	*	*
16/04/2024	02:00	*	*	*	*	*	*	*	*	*	*	*	*	*	*	*	*	*	*	*	*	*	*	*	*	*	*
16/04/2024	03:00	*	*	*	*	*	*	*	*	*	*	*	*	*	*	*	*	*	*	*	*	*	*	*	*	*	*
16/04/2024	04:00	*	*	*	*	*	*	*	*	*	*	*	*	*	*	*	*	*	*	*	*	*	*	*	*	*	*
16/04/2024	05:00	*	*	*	*	*	*	*	*	*	*	*	*	*	*	*	*	*	*	*	*	*	*	*	*	*	*
16/04/2024	06:00	*	*	*	*	*	*	*	*	*	*	*	*	*	*	*	*	*	*	*	*	*	*	*	*	*	*
16/04/2024	07:00	*	*	*	*	*	*	*	*	*	*	*	*	*	*	*	*	*	*	*	*	*	*	*	*	*	*
16/04/2024	08:00	*	*	*	*	*	*	*	*	*	*	*	*	*	*	*	*	*	*	*	*	*	*	*	*	*	*
16/04/2024	09:00	*	*	*	*	*	*	*	*	*	*	*	*	*	*	*	*	*	*	*	*	*	*	*	*	*	*
16/04/2024	10:00	*	*	*	*	*	*	*	*	*	*	*	*	*	*	*	*	*	*	*	*	*	*	*	*	*	*
16/04/2024	11:00	*	*	*	*	*	*	*	*	*	*	*	*	*	*	*	*	*	*	*	*	*	*	*	*	*	*
16/04/2024	12:00	*	*	*	*	*	*	*	*	*	*	*	*	*	*	*	*	*	*	*	*	*	*	*	*	*	*
16/04/2024	13:00	*	*	*	*	*	*	*	*	*	*	*	*	*	*	*	*	*	*	*	*	*	*	*	*	*	*
16/04/2024	14:00	*	*	*	*	*	*	*	*	*	*	*	*	*	*	*	*	*	*	*	*	*	*	*	*	*	*
16/04/2024	15:00	*	*	*	*	*	*	*	*	*	*	*	*	*	*	*	*	*	*	*	*	*	*	*	*	*	*
16/04/2024	16:00	*	*	*	*	*	*	*	*	*	*	*	*	*	*	*	*	*	*	*	*	*	*	*	*	*	*
16/04/2024	17:00	*	*	*	*	*	*	*	*	*	*	*	*	*	*	*	*	*	*	*	*	*	*	*	*	*	*
16/04/2024	18:00	*	*	*	*	*	*	*	*	*	*	*	*	*	*	*	*	*	*	*	*	*	*	*	*	*	*
16/04/2024	19:00	*	*	*	*	*	*	*	*	*	*	*	*	*	*	*	*	*	*	*	*	*	*	*	*	*	*
16/04/2024	20:00	*	*	*	*	*	*	*	*	*	*	*	*	*	*	*	*	*	*	*	*	*	*	*	*	*	*
16/04/2024	21:00	*	*	*	*	*	*	*	*	*	*	*	*	*	*	*	*	*	*	*	*	*	*	*	*	*	*
16/04/2024	22:00	*	*	*	*	*	*	*	*	*	*	*	*	*	*	*	*	*	*	*	*	*	*	*	*	*	*
16/04/2024	23:00	*	*	*	*	*	*	*	*	*	*	*	*	*	*	*	*	*	*	*	*	*	*	*	*	*	*
24 Hr Summary		0	0	0	0	0	0	0	0	0	0	0	0	0	0	0	0	0	0	0	0	0	0	*	*	*	*

Incoming Histogram

Tue22Aug24

SAM 9640

from Thu-Mar-21-2024-01-00-PM to Thu-Aug-22-2024-08-59-PM

Date	Starting Hr:min	<15	15 to <20	20 to <25	25 to <30	30 to <35	35 to <40	40 to <45	45 to <50	50 to <55	55 to <60	60 to <65	65 to <70	70 to <75	75 to <80	80 to <85	85 to <90	90 to <95	95 to <100	100 to >105	Total Counts	Avg Speed (MPH)	85pct Speed	10MPH Pace	% in pace	# of Speeders	% Speeders
17/04/2024	00:00	*	*	*	*	*	*	*	*	*	*	*	*	*	*	*	*	*	*	*	*	*	*	*	*	*	*
17/04/2024	01:00	*	*	*	*	*	*	*	*	*	*	*	*	*	*	*	*	*	*	*	*	*	*	*	*	*	*
17/04/2024	02:00	*	*	*	*	*	*	*	*	*	*	*	*	*	*	*	*	*	*	*	*	*	*	*	*	*	*
17/04/2024	03:00	*	*	*	*	*	*	*	*	*	*	*	*	*	*	*	*	*	*	*	*	*	*	*	*	*	*
17/04/2024	04:00	*	*	*	*	*	*	*	*	*	*	*	*	*	*	*	*	*	*	*	*	*	*	*	*	*	*
17/04/2024	05:00	*	*	*	*	*	*	*	*	*	*	*	*	*	*	*	*	*	*	*	*	*	*	*	*	*	*
17/04/2024	06:00	*	*	*	*	*	*	*	*	*	*	*	*	*	*	*	*	*	*	*	*	*	*	*	*	*	*
17/04/2024	07:00	*	*	*	*	*	*	*	*	*	*	*	*	*	*	*	*	*	*	*	*	*	*	*	*	*	*
17/04/2024	08:00	*	*	*	*	*	*	*	*	*	*	*	*	*	*	*	*	*	*	*	*	*	*	*	*	*	*
17/04/2024	09:00	*	*	*	*	*	*	*	*	*	*	*	*	*	*	*	*	*	*	*	*	*	*	*	*	*	*
17/04/2024	10:00	*	*	*	*	*	*	*	*	*	*	*	*	*	*	*	*	*	*	*	*	*	*	*	*	*	*
17/04/2024	11:00	*	*	*	*	*	*	*	*	*	*	*	*	*	*	*	*	*	*	*	*	*	*	*	*	*	*
17/04/2024	12:00	*	*	*	*	*	*	*	*	*	*	*	*	*	*	*	*	*	*	*	*	*	*	*	*	*	*
17/04/2024	13:00	*	*	*	*	*	*	*	*	*	*	*	*	*	*	*	*	*	*	*	*	*	*	*	*	*	*
17/04/2024	14:00	*	*	*	*	*	*	*	*	*	*	*	*	*	*	*	*	*	*	*	*	*	*	*	*	*	*
17/04/2024	15:00	*	*	*	*	*	*	*	*	*	*	*	*	*	*	*	*	*	*	*	*	*	*	*	*	*	*
17/04/2024	16:00	*	*	*	*	*	*	*	*	*	*	*	*	*	*	*	*	*	*	*	*	*	*	*	*	*	*
17/04/2024	17:00	*	*	*	*	*	*	*	*	*	*	*	*	*	*	*	*	*	*	*	*	*	*	*	*	*	*
17/04/2024	18:00	*	*	*	*	*	*	*	*	*	*	*	*	*	*	*	*	*	*	*	*	*	*	*	*	*	*
17/04/2024	19:00	*	*	*	*	*	*	*	*	*	*	*	*	*	*	*	*	*	*	*	*	*	*	*	*	*	*
17/04/2024	20:00	*	*	*	*	*	*	*	*	*	*	*	*	*	*	*	*	*	*	*	*	*	*	*	*	*	*
17/04/2024	21:00	*	*	*	*	*	*	*	*	*	*	*	*	*	*	*	*	*	*	*	*	*	*	*	*	*	*
17/04/2024	22:00	*	*	*	*	*	*	*	*	*	*	*	*	*	*	*	*	*	*	*	*	*	*	*	*	*	*
17/04/2024	23:00	*	*	*	*	*	*	*	*	*	*	*	*	*	*	*	*	*	*	*	*	*	*	*	*	*	*
24 Hr Summary		0	0	0	0	0	0	0	0	0	0	0	0	0	0	0	0	0	0	0	0	0	0	*	*	*	*

Incoming Histogram

Tue22Aug24

SAM 9640

from Thu-Mar-21-2024-01-00-PM to Thu-Aug-22-2024-08-59-PM

Date	Starting Hr:min	<15	15 to <20	20 to <25	25 to <30	30 to <35	35 to <40	40 to <45	45 to <50	50 to <55	55 to <60	60 to <65	65 to <70	70 to <75	75 to <80	80 to <85	85 to <90	90 to <95	95 to <100	100 to >105	Total Counts	Avg Speed (MPH)	85pct Speed	10MPH Pace	% in pace	# of Speeders	% Speeders
18/04/2024	00:00	*	*	*	*	*	*	*	*	*	*	*	*	*	*	*	*	*	*	*	*	*	*	*	*	*	*
18/04/2024	01:00	*	*	*	*	*	*	*	*	*	*	*	*	*	*	*	*	*	*	*	*	*	*	*	*	*	*
18/04/2024	02:00	*	*	*	*	*	*	*	*	*	*	*	*	*	*	*	*	*	*	*	*	*	*	*	*	*	*
18/04/2024	03:00	*	*	*	*	*	*	*	*	*	*	*	*	*	*	*	*	*	*	*	*	*	*	*	*	*	*
18/04/2024	04:00	*	*	*	*	*	*	*	*	*	*	*	*	*	*	*	*	*	*	*	*	*	*	*	*	*	*
18/04/2024	05:00	*	*	*	*	*	*	*	*	*	*	*	*	*	*	*	*	*	*	*	*	*	*	*	*	*	*
18/04/2024	06:00	*	*	*	*	*	*	*	*	*	*	*	*	*	*	*	*	*	*	*	*	*	*	*	*	*	*
18/04/2024	07:00	*	*	*	*	*	*	*	*	*	*	*	*	*	*	*	*	*	*	*	*	*	*	*	*	*	*
18/04/2024	08:00	*	*	*	*	*	*	*	*	*	*	*	*	*	*	*	*	*	*	*	*	*	*	*	*	*	*
18/04/2024	09:00	*	*	*	*	*	*	*	*	*	*	*	*	*	*	*	*	*	*	*	*	*	*	*	*	*	*
18/04/2024	10:00	*	*	*	*	*	*	*	*	*	*	*	*	*	*	*	*	*	*	*	*	*	*	*	*	*	*
18/04/2024	11:00	*	*	*	*	*	*	*	*	*	*	*	*	*	*	*	*	*	*	*	*	*	*	*	*	*	*
18/04/2024	12:00	*	*	*	*	*	*	*	*	*	*	*	*	*	*	*	*	*	*	*	*	*	*	*	*	*	*
18/04/2024	13:00	*	*	*	*	*	*	*	*	*	*	*	*	*	*	*	*	*	*	*	*	*	*	*	*	*	*
18/04/2024	14:00	*	*	*	*	*	*	*	*	*	*	*	*	*	*	*	*	*	*	*	*	*	*	*	*	*	*
18/04/2024	15:00	*	*	*	*	*	*	*	*	*	*	*	*	*	*	*	*	*	*	*	*	*	*	*	*	*	*
18/04/2024	16:00	*	*	*	*	*	*	*	*	*	*	*	*	*	*	*	*	*	*	*	*	*	*	*	*	*	*
18/04/2024	17:00	*	*	*	*	*	*	*	*	*	*	*	*	*	*	*	*	*	*	*	*	*	*	*	*	*	*
18/04/2024	18:00	*	*	*	*	*	*	*	*	*	*	*	*	*	*	*	*	*	*	*	*	*	*	*	*	*	*
18/04/2024	19:00	*	*	*	*	*	*	*	*	*	*	*	*	*	*	*	*	*	*	*	*	*	*	*	*	*	*
18/04/2024	20:00	*	*	*	*	*	*	*	*	*	*	*	*	*	*	*	*	*	*	*	*	*	*	*	*	*	*
18/04/2024	21:00	*	*	*	*	*	*	*	*	*	*	*	*	*	*	*	*	*	*	*	*	*	*	*	*	*	*
18/04/2024	22:00	*	*	*	*	*	*	*	*	*	*	*	*	*	*	*	*	*	*	*	*	*	*	*	*	*	*
18/04/2024	23:00	*	*	*	*	*	*	*	*	*	*	*	*	*	*	*	*	*	*	*	*	*	*	*	*	*	*
24 Hr Summary		0	0	0	0	0	0	0	0	0	0	0	0	0	0	0	0	0	0	0	0	0	0	*	*	*	*

Date	Starting Hr:min	<15	15 to <20	20 to <25	25 to <30	30 to <35	35 to <40	40 to <45	45 to <50	50 to <55	55 to <60	60 to <65	65 to <70	70 to <75	75 to <80	80 to <85	85 to <90	90 to <95	95 to <100	100 to >105	Total Counts	Avg Speed (MPH)	85pct Speed	10MPH Pace	% in pace	# of Speeders	% Speeders
19/04/2024	00:00	*	*	*	*	*	*	*	*	*	*	*	*	*	*	*	*	*	*	*	*	*	*	*	*	*	*
19/04/2024	01:00	*	*	*	*	*	*	*	*	*	*	*	*	*	*	*	*	*	*	*	*	*	*	*	*	*	*
19/04/2024	02:00	*	*	*	*	*	*	*	*	*	*	*	*	*	*	*	*	*	*	*	*	*	*	*	*	*	*
19/04/2024	03:00	*	*	*	*	*	*	*	*	*	*	*	*	*	*	*	*	*	*	*	*	*	*	*	*	*	*
19/04/2024	04:00	*	*	*	*	*	*	*	*	*	*	*	*	*	*	*	*	*	*	*	*	*	*	*	*	*	*
19/04/2024	05:00	*	*	*	*	*	*	*	*	*	*	*	*	*	*	*	*	*	*	*	*	*	*	*	*	*	*
19/04/2024	06:00	*	*	*	*	*	*	*	*	*	*	*	*	*	*	*	*	*	*	*	*	*	*	*	*	*	*
19/04/2024	07:00	*	*	*	*	*	*	*	*	*	*	*	*	*	*	*	*	*	*	*	*	*	*	*	*	*	*
19/04/2024	08:00	*	*	*	*	*	*	*	*	*	*	*	*	*	*	*	*	*	*	*	*	*	*	*	*	*	*
19/04/2024	09:00	*	*	*	*	*	*	*	*	*	*	*	*	*	*	*	*	*	*	*	*	*	*	*	*	*	*
19/04/2024	10:00	*	*	*	*	*	*	*	*	*	*	*	*	*	*	*	*	*	*	*	*	*	*	*	*	*	*
19/04/2024	11:00	*	*	*	*	*	*	*	*	*	*	*	*	*	*	*	*	*	*	*	*	*	*	*	*	*	*
19/04/2024	12:00	*	*	*	*	*	*	*	*	*	*	*	*	*	*	*	*	*	*	*	*	*	*	*	*	*	*
19/04/2024	13:00	*	*	*	*	*	*	*	*	*	*	*	*	*	*	*	*	*	*	*	*	*	*	*	*	*	*
19/04/2024	14:00	*	*	*	*	*	*	*	*	*	*	*	*	*	*	*	*	*	*	*	*	*	*	*	*	*	*
19/04/2024	15:00	*	*	*	*	*	*	*	*	*	*	*	*	*	*	*	*	*	*	*	*	*	*	*	*	*	*
19/04/2024	16:00	*	*	*	*	*	*	*	*	*	*	*	*	*	*	*	*	*	*	*	*	*	*	*	*	*	*
19/04/2024	17:00	*	*	*	*	*	*	*	*	*	*	*	*	*	*	*	*	*	*	*	*	*	*	*	*	*	*
19/04/2024	18:00	*	*	*	*	*	*	*	*	*	*	*	*	*	*	*	*	*	*	*	*	*	*	*	*	*	*
19/04/2024	19:00	*	*	*	*	*	*	*	*	*	*	*	*	*	*	*	*	*	*	*	*	*	*	*	*	*	*
19/04/2024	20:00	*	*	*	*	*	*	*	*	*	*	*	*	*	*	*	*	*	*	*	*	*	*	*	*	*	*
19/04/2024	21:00	*	*	*	*	*	*	*	*	*	*	*	*	*	*	*	*	*	*	*	*	*	*	*	*	*	*
19/04/2024	22:00	*	*	*	*	*	*	*	*	*	*	*	*	*	*	*	*	*	*	*	*	*	*	*	*	*	*
19/04/2024	23:00	*	*	*	*	*	*	*	*	*	*	*	*	*	*	*	*	*	*	*	*	*	*	*	*	*	*
24 Hr Summary		0	0	0	0	0	0	0	0	0	0	0	0	0	0	0	0	0	0	0	0	0	0	*	*	*	*

Date	Starting Hr:min	<15	15 to <20	20 to <25	25 to <30	30 to <35	35 to <40	40 to <45	45 to <50	50 to <55	55 to <60	60 to <65	65 to <70	70 to <75	75 to <80	80 to <85	85 to <90	90 to <95	95 to <100	100 to >105	Total Counts	Avg Speed (MPH)	85pct Speed	10MPH Pace	% in pace	# of Speeders	% Speeders
20/04/2024	00:00	*	*	*	*	*	*	*	*	*	*	*	*	*	*	*	*	*	*	*	*	*	*	*	*	*	*
20/04/2024	01:00	*	*	*	*	*	*	*	*	*	*	*	*	*	*	*	*	*	*	*	*	*	*	*	*	*	*
20/04/2024	02:00	*	*	*	*	*	*	*	*	*	*	*	*	*	*	*	*	*	*	*	*	*	*	*	*	*	*
20/04/2024	03:00	*	*	*	*	*	*	*	*	*	*	*	*	*	*	*	*	*	*	*	*	*	*	*	*	*	*
20/04/2024	04:00	*	*	*	*	*	*	*	*	*	*	*	*	*	*	*	*	*	*	*	*	*	*	*	*	*	*
20/04/2024	05:00	*	*	*	*	*	*	*	*	*	*	*	*	*	*	*	*	*	*	*	*	*	*	*	*	*	*
20/04/2024	06:00	*	*	*	*	*	*	*	*	*	*	*	*	*	*	*	*	*	*	*	*	*	*	*	*	*	*
20/04/2024	07:00	*	*	*	*	*	*	*	*	*	*	*	*	*	*	*	*	*	*	*	*	*	*	*	*	*	*
20/04/2024	08:00	*	*	*	*	*	*	*	*	*	*	*	*	*	*	*	*	*	*	*	*	*	*	*	*	*	*
20/04/2024	09:00	*	*	*	*	*	*	*	*	*	*	*	*	*	*	*	*	*	*	*	*	*	*	*	*	*	*
20/04/2024	10:00	*	*	*	*	*	*	*	*	*	*	*	*	*	*	*	*	*	*	*	*	*	*	*	*	*	*
20/04/2024	11:00	*	*	*	*	*	*	*	*	*	*	*	*	*	*	*	*	*	*	*	*	*	*	*	*	*	*
20/04/2024	12:00	*	*	*	*	*	*	*	*	*	*	*	*	*	*	*	*	*	*	*	*	*	*	*	*	*	*
20/04/2024	13:00	*	*	*	*	*	*	*	*	*	*	*	*	*	*	*	*	*	*	*	*	*	*	*	*	*	*
20/04/2024	14:00	*	*	*	*	*	*	*	*	*	*	*	*	*	*	*	*	*	*	*	*	*	*	*	*	*	*
20/04/2024	15:00	*	*	*	*	*	*	*	*	*	*	*	*	*	*	*	*	*	*	*	*	*	*	*	*	*	*
20/04/2024	16:00	*	*	*	*	*	*	*	*	*	*	*	*	*	*	*	*	*	*	*	*	*	*	*	*	*	*
20/04/2024	17:00	*	*	*	*	*	*	*	*	*	*	*	*	*	*	*	*	*	*	*	*	*	*	*	*	*	*
20/04/2024	18:00	*	*	*	*	*	*	*	*	*	*	*	*	*	*	*	*	*	*	*	*	*	*	*	*	*	*
20/04/2024	19:00	*	*	*	*	*	*	*	*	*	*	*	*	*	*	*	*	*	*	*	*	*	*	*	*	*	*
20/04/2024	20:00	*	*	*	*	*	*	*	*	*	*	*	*	*	*	*	*	*	*	*	*	*	*	*	*	*	*
20/04/2024	21:00	*	*	*	*	*	*	*	*	*	*	*	*	*	*	*	*	*	*	*	*	*	*	*	*	*	*
20/04/2024	22:00	*	*	*	*	*	*	*	*	*	*	*	*	*	*	*	*	*	*	*	*	*	*	*	*	*	*
20/04/2024	23:00	*	*	*	*	*	*	*	*	*	*	*	*	*	*	*	*	*	*	*	*	*	*	*	*	*	*
24 Hr Summary		0	0	0	0	0	0	0	0	0	0	0	0	0	0	0	0	0	0	0	0	0	0	0	*	*	*

Incoming Histogram

Tue22Aug24

SAM 9640

from Thu-Mar-21-2024-01-00-PM to Thu-Aug-22-2024-08-59-PM

Date	Starting Hr:min	<15	15 to <20	20 to <25	25 to <30	30 to <35	35 to <40	40 to <45	45 to <50	50 to <55	55 to <60	60 to <65	65 to <70	70 to <75	75 to <80	80 to <85	85 to <90	90 to <95	95 to <100	100 to >105	Total Counts	Avg Speed (MPH)	85pct Speed	10MPH Pace	% in pace	# of Speeders	% Speeders
21/04/2024	00:00	*	*	*	*	*	*	*	*	*	*	*	*	*	*	*	*	*	*	*	*	*	*	*	*	*	*
21/04/2024	01:00	*	*	*	*	*	*	*	*	*	*	*	*	*	*	*	*	*	*	*	*	*	*	*	*	*	*
21/04/2024	02:00	*	*	*	*	*	*	*	*	*	*	*	*	*	*	*	*	*	*	*	*	*	*	*	*	*	*
21/04/2024	03:00	*	*	*	*	*	*	*	*	*	*	*	*	*	*	*	*	*	*	*	*	*	*	*	*	*	*
21/04/2024	04:00	*	*	*	*	*	*	*	*	*	*	*	*	*	*	*	*	*	*	*	*	*	*	*	*	*	*
21/04/2024	05:00	*	*	*	*	*	*	*	*	*	*	*	*	*	*	*	*	*	*	*	*	*	*	*	*	*	*
21/04/2024	06:00	*	*	*	*	*	*	*	*	*	*	*	*	*	*	*	*	*	*	*	*	*	*	*	*	*	*
21/04/2024	07:00	*	*	*	*	*	*	*	*	*	*	*	*	*	*	*	*	*	*	*	*	*	*	*	*	*	*
21/04/2024	08:00	*	*	*	*	*	*	*	*	*	*	*	*	*	*	*	*	*	*	*	*	*	*	*	*	*	*
21/04/2024	09:00	*	*	*	*	*	*	*	*	*	*	*	*	*	*	*	*	*	*	*	*	*	*	*	*	*	*
21/04/2024	10:00	*	*	*	*	*	*	*	*	*	*	*	*	*	*	*	*	*	*	*	*	*	*	*	*	*	*
21/04/2024	11:00	*	*	*	*	*	*	*	*	*	*	*	*	*	*	*	*	*	*	*	*	*	*	*	*	*	*
21/04/2024	12:00	*	*	*	*	*	*	*	*	*	*	*	*	*	*	*	*	*	*	*	*	*	*	*	*	*	*
21/04/2024	13:00	*	*	*	*	*	*	*	*	*	*	*	*	*	*	*	*	*	*	*	*	*	*	*	*	*	*
21/04/2024	14:00	*	*	*	*	*	*	*	*	*	*	*	*	*	*	*	*	*	*	*	*	*	*	*	*	*	*
21/04/2024	15:00	*	*	*	*	*	*	*	*	*	*	*	*	*	*	*	*	*	*	*	*	*	*	*	*	*	*
21/04/2024	16:00	*	*	*	*	*	*	*	*	*	*	*	*	*	*	*	*	*	*	*	*	*	*	*	*	*	*
21/04/2024	17:00	*	*	*	*	*	*	*	*	*	*	*	*	*	*	*	*	*	*	*	*	*	*	*	*	*	*
21/04/2024	18:00	*	*	*	*	*	*	*	*	*	*	*	*	*	*	*	*	*	*	*	*	*	*	*	*	*	*
21/04/2024	19:00	*	*	*	*	*	*	*	*	*	*	*	*	*	*	*	*	*	*	*	*	*	*	*	*	*	*
21/04/2024	20:00	*	*	*	*	*	*	*	*	*	*	*	*	*	*	*	*	*	*	*	*	*	*	*	*	*	*
21/04/2024	21:00	*	*	*	*	*	*	*	*	*	*	*	*	*	*	*	*	*	*	*	*	*	*	*	*	*	*
21/04/2024	22:00	*	*	*	*	*	*	*	*	*	*	*	*	*	*	*	*	*	*	*	*	*	*	*	*	*	*
21/04/2024	23:00	*	*	*	*	*	*	*	*	*	*	*	*	*	*	*	*	*	*	*	*	*	*	*	*	*	*
24 Hr Summary		0	0	0	0	0	0	0	0	0	0	0	0	0	0	0	0	0	0	0	0	0	0	0	*	*	*

Incoming Histogram
 Tue22Aug24
 SAM 9640

from Thu-Mar-21-2024-01-00-PM to Thu-Aug-22-2024-08-59-PM

Date	Starting Hr:min	<15	15 to <20	20 to <25	25 to <30	30 to <35	35 to <40	40 to <45	45 to <50	50 to <55	55 to <60	60 to <65	65 to <70	70 to <75	75 to <80	80 to <85	85 to <90	90 to <95	95 to <100	100 to >105	Total Counts	Avg Speed (MPH)	85pct Speed	10MPH Pace	% in pace	# of Speeders	% Speeders
22/04/2024	00:00	*	*	*	*	*	*	*	*	*	*	*	*	*	*	*	*	*	*	*	*	*	*	*	*	*	*
22/04/2024	01:00	*	*	*	*	*	*	*	*	*	*	*	*	*	*	*	*	*	*	*	*	*	*	*	*	*	*
22/04/2024	02:00	*	*	*	*	*	*	*	*	*	*	*	*	*	*	*	*	*	*	*	*	*	*	*	*	*	*
22/04/2024	03:00	*	*	*	*	*	*	*	*	*	*	*	*	*	*	*	*	*	*	*	*	*	*	*	*	*	*
22/04/2024	04:00	*	*	*	*	*	*	*	*	*	*	*	*	*	*	*	*	*	*	*	*	*	*	*	*	*	*
22/04/2024	05:00	*	*	*	*	*	*	*	*	*	*	*	*	*	*	*	*	*	*	*	*	*	*	*	*	*	*
22/04/2024	06:00	*	*	*	*	*	*	*	*	*	*	*	*	*	*	*	*	*	*	*	*	*	*	*	*	*	*
22/04/2024	07:00	*	*	*	*	*	*	*	*	*	*	*	*	*	*	*	*	*	*	*	*	*	*	*	*	*	*
22/04/2024	08:00	*	*	*	*	*	*	*	*	*	*	*	*	*	*	*	*	*	*	*	*	*	*	*	*	*	*
22/04/2024	09:00	*	*	*	*	*	*	*	*	*	*	*	*	*	*	*	*	*	*	*	*	*	*	*	*	*	*
22/04/2024	10:00	*	*	*	*	*	*	*	*	*	*	*	*	*	*	*	*	*	*	*	*	*	*	*	*	*	*
22/04/2024	11:00	*	*	*	*	*	*	*	*	*	*	*	*	*	*	*	*	*	*	*	*	*	*	*	*	*	*
22/04/2024	12:00	*	*	*	*	*	*	*	*	*	*	*	*	*	*	*	*	*	*	*	*	*	*	*	*	*	*
22/04/2024	13:00	*	*	*	*	*	*	*	*	*	*	*	*	*	*	*	*	*	*	*	*	*	*	*	*	*	*
22/04/2024	14:00	*	*	*	*	*	*	*	*	*	*	*	*	*	*	*	*	*	*	*	*	*	*	*	*	*	*
22/04/2024	15:00	*	*	*	*	*	*	*	*	*	*	*	*	*	*	*	*	*	*	*	*	*	*	*	*	*	*
22/04/2024	16:00	*	*	*	*	*	*	*	*	*	*	*	*	*	*	*	*	*	*	*	*	*	*	*	*	*	*
22/04/2024	17:00	*	*	*	*	*	*	*	*	*	*	*	*	*	*	*	*	*	*	*	*	*	*	*	*	*	*
22/04/2024	18:00	*	*	*	*	*	*	*	*	*	*	*	*	*	*	*	*	*	*	*	*	*	*	*	*	*	*
22/04/2024	19:00	*	*	*	*	*	*	*	*	*	*	*	*	*	*	*	*	*	*	*	*	*	*	*	*	*	*
22/04/2024	20:00	*	*	*	*	*	*	*	*	*	*	*	*	*	*	*	*	*	*	*	*	*	*	*	*	*	*
22/04/2024	21:00	*	*	*	*	*	*	*	*	*	*	*	*	*	*	*	*	*	*	*	*	*	*	*	*	*	*
22/04/2024	22:00	*	*	*	*	*	*	*	*	*	*	*	*	*	*	*	*	*	*	*	*	*	*	*	*	*	*
22/04/2024	23:00	*	*	*	*	*	*	*	*	*	*	*	*	*	*	*	*	*	*	*	*	*	*	*	*	*	*
24 Hr Summary		0	0	0	0	0	0	0	0	0	0	0	0	0	0	0	0	0	0	0	0	0	0	*	*	*	*

Date	Starting Hr:min	<15	15 to <20	20 to <25	25 to <30	30 to <35	35 to <40	40 to <45	45 to <50	50 to <55	55 to <60	60 to <65	65 to <70	70 to <75	75 to <80	80 to <85	85 to <90	90 to <95	95 to <100	100 to >105	Total Counts	Avg Speed (MPH)	85pct Speed	10MPH Pace	% in pace	# of Speeders	% Speeders
23/04/2024	00:00	*	*	*	*	*	*	*	*	*	*	*	*	*	*	*	*	*	*	*	*	*	*	*	*	*	*
23/04/2024	01:00	*	*	*	*	*	*	*	*	*	*	*	*	*	*	*	*	*	*	*	*	*	*	*	*	*	*
23/04/2024	02:00	*	*	*	*	*	*	*	*	*	*	*	*	*	*	*	*	*	*	*	*	*	*	*	*	*	*
23/04/2024	03:00	*	*	*	*	*	*	*	*	*	*	*	*	*	*	*	*	*	*	*	*	*	*	*	*	*	*
23/04/2024	04:00	*	*	*	*	*	*	*	*	*	*	*	*	*	*	*	*	*	*	*	*	*	*	*	*	*	*
23/04/2024	05:00	*	*	*	*	*	*	*	*	*	*	*	*	*	*	*	*	*	*	*	*	*	*	*	*	*	*
23/04/2024	06:00	*	*	*	*	*	*	*	*	*	*	*	*	*	*	*	*	*	*	*	*	*	*	*	*	*	*
23/04/2024	07:00	*	*	*	*	*	*	*	*	*	*	*	*	*	*	*	*	*	*	*	*	*	*	*	*	*	*
23/04/2024	08:00	*	*	*	*	*	*	*	*	*	*	*	*	*	*	*	*	*	*	*	*	*	*	*	*	*	*
23/04/2024	09:00	*	*	*	*	*	*	*	*	*	*	*	*	*	*	*	*	*	*	*	*	*	*	*	*	*	*
23/04/2024	10:00	*	*	*	*	*	*	*	*	*	*	*	*	*	*	*	*	*	*	*	*	*	*	*	*	*	*
23/04/2024	11:00	*	*	*	*	*	*	*	*	*	*	*	*	*	*	*	*	*	*	*	*	*	*	*	*	*	*
23/04/2024	12:00	*	*	*	*	*	*	*	*	*	*	*	*	*	*	*	*	*	*	*	*	*	*	*	*	*	*
23/04/2024	13:00	*	*	*	*	*	*	*	*	*	*	*	*	*	*	*	*	*	*	*	*	*	*	*	*	*	*
23/04/2024	14:00	*	*	*	*	*	*	*	*	*	*	*	*	*	*	*	*	*	*	*	*	*	*	*	*	*	*
23/04/2024	15:00	*	*	*	*	*	*	*	*	*	*	*	*	*	*	*	*	*	*	*	*	*	*	*	*	*	*
23/04/2024	16:00	*	*	*	*	*	*	*	*	*	*	*	*	*	*	*	*	*	*	*	*	*	*	*	*	*	*
23/04/2024	17:00	*	*	*	*	*	*	*	*	*	*	*	*	*	*	*	*	*	*	*	*	*	*	*	*	*	*
23/04/2024	18:00	*	*	*	*	*	*	*	*	*	*	*	*	*	*	*	*	*	*	*	*	*	*	*	*	*	*
23/04/2024	19:00	*	*	*	*	*	*	*	*	*	*	*	*	*	*	*	*	*	*	*	*	*	*	*	*	*	*
23/04/2024	20:00	*	*	*	*	*	*	*	*	*	*	*	*	*	*	*	*	*	*	*	*	*	*	*	*	*	*
23/04/2024	21:00	*	*	*	*	*	*	*	*	*	*	*	*	*	*	*	*	*	*	*	*	*	*	*	*	*	*
23/04/2024	22:00	*	*	*	*	*	*	*	*	*	*	*	*	*	*	*	*	*	*	*	*	*	*	*	*	*	*
23/04/2024	23:00	*	*	*	*	*	*	*	*	*	*	*	*	*	*	*	*	*	*	*	*	*	*	*	*	*	*
24 Hr Summary		0	0	0	0	0	0	0	0	0	0	0	0	0	0	0	0	0	0	0	0	0	0	*	*	*	*

Date	Starting Hr:min	<15	15 to <20	20 to <25	25 to <30	30 to <35	35 to <40	40 to <45	45 to <50	50 to <55	55 to <60	60 to <65	65 to <70	70 to <75	75 to <80	80 to <85	85 to <90	90 to <95	95 to <100	100 to >105	Total Counts	Avg Speed (MPH)	85pct Speed	10MPH Pace	% in pace	# of Speeders	% Speeders
24/04/2024	00:00	*	*	*	*	*	*	*	*	*	*	*	*	*	*	*	*	*	*	*	*	*	*	*	*	*	*
24/04/2024	01:00	*	*	*	*	*	*	*	*	*	*	*	*	*	*	*	*	*	*	*	*	*	*	*	*	*	*
24/04/2024	02:00	*	*	*	*	*	*	*	*	*	*	*	*	*	*	*	*	*	*	*	*	*	*	*	*	*	*
24/04/2024	03:00	*	*	*	*	*	*	*	*	*	*	*	*	*	*	*	*	*	*	*	*	*	*	*	*	*	*
24/04/2024	04:00	*	*	*	*	*	*	*	*	*	*	*	*	*	*	*	*	*	*	*	*	*	*	*	*	*	*
24/04/2024	05:00	*	*	*	*	*	*	*	*	*	*	*	*	*	*	*	*	*	*	*	*	*	*	*	*	*	*
24/04/2024	06:00	*	*	*	*	*	*	*	*	*	*	*	*	*	*	*	*	*	*	*	*	*	*	*	*	*	*
24/04/2024	07:00	*	*	*	*	*	*	*	*	*	*	*	*	*	*	*	*	*	*	*	*	*	*	*	*	*	*
24/04/2024	08:00	*	*	*	*	*	*	*	*	*	*	*	*	*	*	*	*	*	*	*	*	*	*	*	*	*	*
24/04/2024	09:00	*	*	*	*	*	*	*	*	*	*	*	*	*	*	*	*	*	*	*	*	*	*	*	*	*	*
24/04/2024	10:00	*	*	*	*	*	*	*	*	*	*	*	*	*	*	*	*	*	*	*	*	*	*	*	*	*	*
24/04/2024	11:00	*	*	*	*	*	*	*	*	*	*	*	*	*	*	*	*	*	*	*	*	*	*	*	*	*	*
24/04/2024	12:00	*	*	*	*	*	*	*	*	*	*	*	*	*	*	*	*	*	*	*	*	*	*	*	*	*	*
24/04/2024	13:00	*	*	*	*	*	*	*	*	*	*	*	*	*	*	*	*	*	*	*	*	*	*	*	*	*	*
24/04/2024	14:00	*	*	*	*	*	*	*	*	*	*	*	*	*	*	*	*	*	*	*	*	*	*	*	*	*	*
24/04/2024	15:00	*	*	*	*	*	*	*	*	*	*	*	*	*	*	*	*	*	*	*	*	*	*	*	*	*	*
24/04/2024	16:00	*	*	*	*	*	*	*	*	*	*	*	*	*	*	*	*	*	*	*	*	*	*	*	*	*	*
24/04/2024	17:00	*	*	*	*	*	*	*	*	*	*	*	*	*	*	*	*	*	*	*	*	*	*	*	*	*	*
24/04/2024	18:00	*	*	*	*	*	*	*	*	*	*	*	*	*	*	*	*	*	*	*	*	*	*	*	*	*	*
24/04/2024	19:00	*	*	*	*	*	*	*	*	*	*	*	*	*	*	*	*	*	*	*	*	*	*	*	*	*	*
24/04/2024	20:00	*	*	*	*	*	*	*	*	*	*	*	*	*	*	*	*	*	*	*	*	*	*	*	*	*	*
24/04/2024	21:00	*	*	*	*	*	*	*	*	*	*	*	*	*	*	*	*	*	*	*	*	*	*	*	*	*	*
24/04/2024	22:00	*	*	*	*	*	*	*	*	*	*	*	*	*	*	*	*	*	*	*	*	*	*	*	*	*	*
24/04/2024	23:00	*	*	*	*	*	*	*	*	*	*	*	*	*	*	*	*	*	*	*	*	*	*	*	*	*	*
24 Hr Summary		0	0	0	0	0	0	0	0	0	0	0	0	0	0	0	0	0	0	0	0	0	0	*	*	*	*

Date	Starting Hr:min	<15	15 to <20	20 to <25	25 to <30	30 to <35	35 to <40	40 to <45	45 to <50	50 to <55	55 to <60	60 to <65	65 to <70	70 to <75	75 to <80	80 to <85	85 to <90	90 to <95	95 to <100	100 to >105	Total Counts	Avg Speed (MPH)	85pct Speed	10MPH Pace	% in pace	# of Speeders	% Speeders
25/04/2024	00:00	*	*	*	*	*	*	*	*	*	*	*	*	*	*	*	*	*	*	*	*	*	*	*	*	*	*
25/04/2024	01:00	*	*	*	*	*	*	*	*	*	*	*	*	*	*	*	*	*	*	*	*	*	*	*	*	*	*
25/04/2024	02:00	*	*	*	*	*	*	*	*	*	*	*	*	*	*	*	*	*	*	*	*	*	*	*	*	*	*
25/04/2024	03:00	*	*	*	*	*	*	*	*	*	*	*	*	*	*	*	*	*	*	*	*	*	*	*	*	*	*
25/04/2024	04:00	*	*	*	*	*	*	*	*	*	*	*	*	*	*	*	*	*	*	*	*	*	*	*	*	*	*
25/04/2024	05:00	*	*	*	*	*	*	*	*	*	*	*	*	*	*	*	*	*	*	*	*	*	*	*	*	*	*
25/04/2024	06:00	*	*	*	*	*	*	*	*	*	*	*	*	*	*	*	*	*	*	*	*	*	*	*	*	*	*
25/04/2024	07:00	*	*	*	*	*	*	*	*	*	*	*	*	*	*	*	*	*	*	*	*	*	*	*	*	*	*
25/04/2024	08:00	*	*	*	*	*	*	*	*	*	*	*	*	*	*	*	*	*	*	*	*	*	*	*	*	*	*
25/04/2024	09:00	*	*	*	*	*	*	*	*	*	*	*	*	*	*	*	*	*	*	*	*	*	*	*	*	*	*
25/04/2024	10:00	*	*	*	*	*	*	*	*	*	*	*	*	*	*	*	*	*	*	*	*	*	*	*	*	*	*
25/04/2024	11:00	*	*	*	*	*	*	*	*	*	*	*	*	*	*	*	*	*	*	*	*	*	*	*	*	*	*
25/04/2024	12:00	*	*	*	*	*	*	*	*	*	*	*	*	*	*	*	*	*	*	*	*	*	*	*	*	*	*
25/04/2024	13:00	*	*	*	*	*	*	*	*	*	*	*	*	*	*	*	*	*	*	*	*	*	*	*	*	*	*
25/04/2024	14:00	*	*	*	*	*	*	*	*	*	*	*	*	*	*	*	*	*	*	*	*	*	*	*	*	*	*
25/04/2024	15:00	*	*	*	*	*	*	*	*	*	*	*	*	*	*	*	*	*	*	*	*	*	*	*	*	*	*
25/04/2024	16:00	*	*	*	*	*	*	*	*	*	*	*	*	*	*	*	*	*	*	*	*	*	*	*	*	*	*
25/04/2024	17:00	*	*	*	*	*	*	*	*	*	*	*	*	*	*	*	*	*	*	*	*	*	*	*	*	*	*
25/04/2024	18:00	*	*	*	*	*	*	*	*	*	*	*	*	*	*	*	*	*	*	*	*	*	*	*	*	*	*
25/04/2024	19:00	*	*	*	*	*	*	*	*	*	*	*	*	*	*	*	*	*	*	*	*	*	*	*	*	*	*
25/04/2024	20:00	*	*	*	*	*	*	*	*	*	*	*	*	*	*	*	*	*	*	*	*	*	*	*	*	*	*
25/04/2024	21:00	*	*	*	*	*	*	*	*	*	*	*	*	*	*	*	*	*	*	*	*	*	*	*	*	*	*
25/04/2024	22:00	*	*	*	*	*	*	*	*	*	*	*	*	*	*	*	*	*	*	*	*	*	*	*	*	*	*
25/04/2024	23:00	*	*	*	*	*	*	*	*	*	*	*	*	*	*	*	*	*	*	*	*	*	*	*	*	*	*
24 Hr Summary		0	0	0	0	0	0	0	0	0	0	0	0	0	0	0	0	0	0	0	0	0	0	*	*	*	*

Date	Starting Hr:min	<15	15 to <20	20 to <25	25 to <30	30 to <35	35 to <40	40 to <45	45 to <50	50 to <55	55 to <60	60 to <65	65 to <70	70 to <75	75 to <80	80 to <85	85 to <90	90 to <95	95 to <100	100 to >105	Total Counts	Avg Speed (MPH)	85pct Speed	10MPH Pace	% in pace	# of Speeders	% Speeders
26/04/2024	00:00	*	*	*	*	*	*	*	*	*	*	*	*	*	*	*	*	*	*	*	*	*	*	*	*	*	*
26/04/2024	01:00	*	*	*	*	*	*	*	*	*	*	*	*	*	*	*	*	*	*	*	*	*	*	*	*	*	*
26/04/2024	02:00	*	*	*	*	*	*	*	*	*	*	*	*	*	*	*	*	*	*	*	*	*	*	*	*	*	*
26/04/2024	03:00	*	*	*	*	*	*	*	*	*	*	*	*	*	*	*	*	*	*	*	*	*	*	*	*	*	*
26/04/2024	04:00	*	*	*	*	*	*	*	*	*	*	*	*	*	*	*	*	*	*	*	*	*	*	*	*	*	*
26/04/2024	05:00	*	*	*	*	*	*	*	*	*	*	*	*	*	*	*	*	*	*	*	*	*	*	*	*	*	*
26/04/2024	06:00	*	*	*	*	*	*	*	*	*	*	*	*	*	*	*	*	*	*	*	*	*	*	*	*	*	*
26/04/2024	07:00	*	*	*	*	*	*	*	*	*	*	*	*	*	*	*	*	*	*	*	*	*	*	*	*	*	*
26/04/2024	08:00	*	*	*	*	*	*	*	*	*	*	*	*	*	*	*	*	*	*	*	*	*	*	*	*	*	*
26/04/2024	09:00	*	*	*	*	*	*	*	*	*	*	*	*	*	*	*	*	*	*	*	*	*	*	*	*	*	*
26/04/2024	10:00	*	*	*	*	*	*	*	*	*	*	*	*	*	*	*	*	*	*	*	*	*	*	*	*	*	*
26/04/2024	11:00	*	*	*	*	*	*	*	*	*	*	*	*	*	*	*	*	*	*	*	*	*	*	*	*	*	*
26/04/2024	12:00	*	*	*	*	*	*	*	*	*	*	*	*	*	*	*	*	*	*	*	*	*	*	*	*	*	*
26/04/2024	13:00	*	*	*	*	*	*	*	*	*	*	*	*	*	*	*	*	*	*	*	*	*	*	*	*	*	*
26/04/2024	14:00	*	*	*	*	*	*	*	*	*	*	*	*	*	*	*	*	*	*	*	*	*	*	*	*	*	*
26/04/2024	15:00	*	*	*	*	*	*	*	*	*	*	*	*	*	*	*	*	*	*	*	*	*	*	*	*	*	*
26/04/2024	16:00	*	*	*	*	*	*	*	*	*	*	*	*	*	*	*	*	*	*	*	*	*	*	*	*	*	*
26/04/2024	17:00	*	*	*	*	*	*	*	*	*	*	*	*	*	*	*	*	*	*	*	*	*	*	*	*	*	*
26/04/2024	18:00	*	*	*	*	*	*	*	*	*	*	*	*	*	*	*	*	*	*	*	*	*	*	*	*	*	*
26/04/2024	19:00	*	*	*	*	*	*	*	*	*	*	*	*	*	*	*	*	*	*	*	*	*	*	*	*	*	*
26/04/2024	20:00	*	*	*	*	*	*	*	*	*	*	*	*	*	*	*	*	*	*	*	*	*	*	*	*	*	*
26/04/2024	21:00	*	*	*	*	*	*	*	*	*	*	*	*	*	*	*	*	*	*	*	*	*	*	*	*	*	*
26/04/2024	22:00	*	*	*	*	*	*	*	*	*	*	*	*	*	*	*	*	*	*	*	*	*	*	*	*	*	*
26/04/2024	23:00	*	*	*	*	*	*	*	*	*	*	*	*	*	*	*	*	*	*	*	*	*	*	*	*	*	*
24 Hr Summary		0	0	0	0	0	0	0	0	0	0	0	0	0	0	0	0	0	0	0	0	0	0	*	*	*	*

Incoming Histogram

Tue22Aug24

SAM 9640

from Thu-Mar-21-2024-01-00-PM to Thu-Aug-22-2024-08-59-PM

Date	Starting Hr:min	<15	15 to <20	20 to <25	25 to <30	30 to <35	35 to <40	40 to <45	45 to <50	50 to <55	55 to <60	60 to <65	65 to <70	70 to <75	75 to <80	80 to <85	85 to <90	90 to <95	95 to <100	100 to >105	Total Counts	Avg Speed (MPH)	85pct Speed	10MPH Pace	% in pace	# of Speeders	% Speeders
27/04/2024	00:00	*	*	*	*	*	*	*	*	*	*	*	*	*	*	*	*	*	*	*	*	*	*	*	*	*	*
27/04/2024	01:00	*	*	*	*	*	*	*	*	*	*	*	*	*	*	*	*	*	*	*	*	*	*	*	*	*	*
27/04/2024	02:00	*	*	*	*	*	*	*	*	*	*	*	*	*	*	*	*	*	*	*	*	*	*	*	*	*	*
27/04/2024	03:00	*	*	*	*	*	*	*	*	*	*	*	*	*	*	*	*	*	*	*	*	*	*	*	*	*	*
27/04/2024	04:00	*	*	*	*	*	*	*	*	*	*	*	*	*	*	*	*	*	*	*	*	*	*	*	*	*	*
27/04/2024	05:00	*	*	*	*	*	*	*	*	*	*	*	*	*	*	*	*	*	*	*	*	*	*	*	*	*	*
27/04/2024	06:00	*	*	*	*	*	*	*	*	*	*	*	*	*	*	*	*	*	*	*	*	*	*	*	*	*	*
27/04/2024	07:00	*	*	*	*	*	*	*	*	*	*	*	*	*	*	*	*	*	*	*	*	*	*	*	*	*	*
27/04/2024	08:00	*	*	*	*	*	*	*	*	*	*	*	*	*	*	*	*	*	*	*	*	*	*	*	*	*	*
27/04/2024	09:00	*	*	*	*	*	*	*	*	*	*	*	*	*	*	*	*	*	*	*	*	*	*	*	*	*	*
27/04/2024	10:00	*	*	*	*	*	*	*	*	*	*	*	*	*	*	*	*	*	*	*	*	*	*	*	*	*	*
27/04/2024	11:00	*	*	*	*	*	*	*	*	*	*	*	*	*	*	*	*	*	*	*	*	*	*	*	*	*	*
27/04/2024	12:00	*	*	*	*	*	*	*	*	*	*	*	*	*	*	*	*	*	*	*	*	*	*	*	*	*	*
27/04/2024	13:00	*	*	*	*	*	*	*	*	*	*	*	*	*	*	*	*	*	*	*	*	*	*	*	*	*	*
27/04/2024	14:00	*	*	*	*	*	*	*	*	*	*	*	*	*	*	*	*	*	*	*	*	*	*	*	*	*	*
27/04/2024	15:00	*	*	*	*	*	*	*	*	*	*	*	*	*	*	*	*	*	*	*	*	*	*	*	*	*	*
27/04/2024	16:00	*	*	*	*	*	*	*	*	*	*	*	*	*	*	*	*	*	*	*	*	*	*	*	*	*	*
27/04/2024	17:00	*	*	*	*	*	*	*	*	*	*	*	*	*	*	*	*	*	*	*	*	*	*	*	*	*	*
27/04/2024	18:00	*	*	*	*	*	*	*	*	*	*	*	*	*	*	*	*	*	*	*	*	*	*	*	*	*	*
27/04/2024	19:00	*	*	*	*	*	*	*	*	*	*	*	*	*	*	*	*	*	*	*	*	*	*	*	*	*	*
27/04/2024	20:00	*	*	*	*	*	*	*	*	*	*	*	*	*	*	*	*	*	*	*	*	*	*	*	*	*	*
27/04/2024	21:00	*	*	*	*	*	*	*	*	*	*	*	*	*	*	*	*	*	*	*	*	*	*	*	*	*	*
27/04/2024	22:00	*	*	*	*	*	*	*	*	*	*	*	*	*	*	*	*	*	*	*	*	*	*	*	*	*	*
27/04/2024	23:00	*	*	*	*	*	*	*	*	*	*	*	*	*	*	*	*	*	*	*	*	*	*	*	*	*	*
24 Hr Summary		0	0	0	0	0	0	0	0	0	0	0	0	0	0	0	0	0	0	0	0	0	0	*	*	*	*

Date	Starting Hr:min	<15	15 to <20	20 to <25	25 to <30	30 to <35	35 to <40	40 to <45	45 to <50	50 to <55	55 to <60	60 to <65	65 to <70	70 to <75	75 to <80	80 to <85	85 to <90	90 to <95	95 to <100	100 to >105	Total Counts	Avg Speed (MPH)	85pct Speed	10MPH Pace	% in pace	# of Speeders	% Speeders
28/04/2024	00:00	*	*	*	*	*	*	*	*	*	*	*	*	*	*	*	*	*	*	*	*	*	*	*	*	*	*
28/04/2024	01:00	*	*	*	*	*	*	*	*	*	*	*	*	*	*	*	*	*	*	*	*	*	*	*	*	*	*
28/04/2024	02:00	*	*	*	*	*	*	*	*	*	*	*	*	*	*	*	*	*	*	*	*	*	*	*	*	*	*
28/04/2024	03:00	*	*	*	*	*	*	*	*	*	*	*	*	*	*	*	*	*	*	*	*	*	*	*	*	*	*
28/04/2024	04:00	*	*	*	*	*	*	*	*	*	*	*	*	*	*	*	*	*	*	*	*	*	*	*	*	*	*
28/04/2024	05:00	*	*	*	*	*	*	*	*	*	*	*	*	*	*	*	*	*	*	*	*	*	*	*	*	*	*
28/04/2024	06:00	*	*	*	*	*	*	*	*	*	*	*	*	*	*	*	*	*	*	*	*	*	*	*	*	*	*
28/04/2024	07:00	*	*	*	*	*	*	*	*	*	*	*	*	*	*	*	*	*	*	*	*	*	*	*	*	*	*
28/04/2024	08:00	*	*	*	*	*	*	*	*	*	*	*	*	*	*	*	*	*	*	*	*	*	*	*	*	*	*
28/04/2024	09:00	*	*	*	*	*	*	*	*	*	*	*	*	*	*	*	*	*	*	*	*	*	*	*	*	*	*
28/04/2024	10:00	*	*	*	*	*	*	*	*	*	*	*	*	*	*	*	*	*	*	*	*	*	*	*	*	*	*
28/04/2024	11:00	*	*	*	*	*	*	*	*	*	*	*	*	*	*	*	*	*	*	*	*	*	*	*	*	*	*
28/04/2024	12:00	*	*	*	*	*	*	*	*	*	*	*	*	*	*	*	*	*	*	*	*	*	*	*	*	*	*
28/04/2024	13:00	*	*	*	*	*	*	*	*	*	*	*	*	*	*	*	*	*	*	*	*	*	*	*	*	*	*
28/04/2024	14:00	*	*	*	*	*	*	*	*	*	*	*	*	*	*	*	*	*	*	*	*	*	*	*	*	*	*
28/04/2024	15:00	*	*	*	*	*	*	*	*	*	*	*	*	*	*	*	*	*	*	*	*	*	*	*	*	*	*
28/04/2024	16:00	*	*	*	*	*	*	*	*	*	*	*	*	*	*	*	*	*	*	*	*	*	*	*	*	*	*
28/04/2024	17:00	*	*	*	*	*	*	*	*	*	*	*	*	*	*	*	*	*	*	*	*	*	*	*	*	*	*
28/04/2024	18:00	*	*	*	*	*	*	*	*	*	*	*	*	*	*	*	*	*	*	*	*	*	*	*	*	*	*
28/04/2024	19:00	*	*	*	*	*	*	*	*	*	*	*	*	*	*	*	*	*	*	*	*	*	*	*	*	*	*
28/04/2024	20:00	*	*	*	*	*	*	*	*	*	*	*	*	*	*	*	*	*	*	*	*	*	*	*	*	*	*
28/04/2024	21:00	*	*	*	*	*	*	*	*	*	*	*	*	*	*	*	*	*	*	*	*	*	*	*	*	*	*
28/04/2024	22:00	*	*	*	*	*	*	*	*	*	*	*	*	*	*	*	*	*	*	*	*	*	*	*	*	*	*
28/04/2024	23:00	*	*	*	*	*	*	*	*	*	*	*	*	*	*	*	*	*	*	*	*	*	*	*	*	*	*
24 Hr Summary		0	0	0	0	0	0	0	0	0	0	0	0	0	0	0	0	0	0	0	0	0	0	*	*	*	*

Date	Starting Hr:min	<15	15 to <20	20 to <25	25 to <30	30 to <35	35 to <40	40 to <45	45 to <50	50 to <55	55 to <60	60 to <65	65 to <70	70 to <75	75 to <80	80 to <85	85 to <90	90 to <95	95 to <100	100 to >105	Total Counts	Avg Speed (MPH)	85pct Speed	10MPH Pace	% in pace	# of Speeders	% Speeders
29/04/2024	00:00	*	*	*	*	*	*	*	*	*	*	*	*	*	*	*	*	*	*	*	*	*	*	*	*	*	*
29/04/2024	01:00	*	*	*	*	*	*	*	*	*	*	*	*	*	*	*	*	*	*	*	*	*	*	*	*	*	*
29/04/2024	02:00	*	*	*	*	*	*	*	*	*	*	*	*	*	*	*	*	*	*	*	*	*	*	*	*	*	*
29/04/2024	03:00	*	*	*	*	*	*	*	*	*	*	*	*	*	*	*	*	*	*	*	*	*	*	*	*	*	*
29/04/2024	04:00	*	*	*	*	*	*	*	*	*	*	*	*	*	*	*	*	*	*	*	*	*	*	*	*	*	*
29/04/2024	05:00	*	*	*	*	*	*	*	*	*	*	*	*	*	*	*	*	*	*	*	*	*	*	*	*	*	*
29/04/2024	06:00	*	*	*	*	*	*	*	*	*	*	*	*	*	*	*	*	*	*	*	*	*	*	*	*	*	*
29/04/2024	07:00	*	*	*	*	*	*	*	*	*	*	*	*	*	*	*	*	*	*	*	*	*	*	*	*	*	*
29/04/2024	08:00	*	*	*	*	*	*	*	*	*	*	*	*	*	*	*	*	*	*	*	*	*	*	*	*	*	*
29/04/2024	09:00	*	*	*	*	*	*	*	*	*	*	*	*	*	*	*	*	*	*	*	*	*	*	*	*	*	*
29/04/2024	10:00	*	*	*	*	*	*	*	*	*	*	*	*	*	*	*	*	*	*	*	*	*	*	*	*	*	*
29/04/2024	11:00	*	*	*	*	*	*	*	*	*	*	*	*	*	*	*	*	*	*	*	*	*	*	*	*	*	*
29/04/2024	12:00	*	*	*	*	*	*	*	*	*	*	*	*	*	*	*	*	*	*	*	*	*	*	*	*	*	*
29/04/2024	13:00	*	*	*	*	*	*	*	*	*	*	*	*	*	*	*	*	*	*	*	*	*	*	*	*	*	*
29/04/2024	14:00	*	*	*	*	*	*	*	*	*	*	*	*	*	*	*	*	*	*	*	*	*	*	*	*	*	*
29/04/2024	15:00	*	*	*	*	*	*	*	*	*	*	*	*	*	*	*	*	*	*	*	*	*	*	*	*	*	*
29/04/2024	16:00	*	*	*	*	*	*	*	*	*	*	*	*	*	*	*	*	*	*	*	*	*	*	*	*	*	*
29/04/2024	17:00	*	*	*	*	*	*	*	*	*	*	*	*	*	*	*	*	*	*	*	*	*	*	*	*	*	*
29/04/2024	18:00	*	*	*	*	*	*	*	*	*	*	*	*	*	*	*	*	*	*	*	*	*	*	*	*	*	*
29/04/2024	19:00	*	*	*	*	*	*	*	*	*	*	*	*	*	*	*	*	*	*	*	*	*	*	*	*	*	*
29/04/2024	20:00	*	*	*	*	*	*	*	*	*	*	*	*	*	*	*	*	*	*	*	*	*	*	*	*	*	*
29/04/2024	21:00	*	*	*	*	*	*	*	*	*	*	*	*	*	*	*	*	*	*	*	*	*	*	*	*	*	*
29/04/2024	22:00	*	*	*	*	*	*	*	*	*	*	*	*	*	*	*	*	*	*	*	*	*	*	*	*	*	*
29/04/2024	23:00	*	*	*	*	*	*	*	*	*	*	*	*	*	*	*	*	*	*	*	*	*	*	*	*	*	*
24 Hr Summary		0	0	0	0	0	0	0	0	0	0	0	0	0	0	0	0	0	0	0	0	0	0	0	*	*	*

Incoming Histogram

Tue22Aug24

SAM 9640

from Thu-Mar-21-2024-01-00-PM to Thu-Aug-22-2024-08-59-PM

Date	Starting Hr:min	<15	15 to <20	20 to <25	25 to <30	30 to <35	35 to <40	40 to <45	45 to <50	50 to <55	55 to <60	60 to <65	65 to <70	70 to <75	75 to <80	80 to <85	85 to <90	90 to <95	95 to <100	100 to >105	Total Counts	Avg Speed (MPH)	85pct Speed	10MPH Pace	% in pace	# of Speeders	% Speeders
30/04/2024	00:00	*	*	*	*	*	*	*	*	*	*	*	*	*	*	*	*	*	*	*	*	*	*	*	*	*	*
30/04/2024	01:00	*	*	*	*	*	*	*	*	*	*	*	*	*	*	*	*	*	*	*	*	*	*	*	*	*	*
30/04/2024	02:00	*	*	*	*	*	*	*	*	*	*	*	*	*	*	*	*	*	*	*	*	*	*	*	*	*	*
30/04/2024	03:00	*	*	*	*	*	*	*	*	*	*	*	*	*	*	*	*	*	*	*	*	*	*	*	*	*	*
30/04/2024	04:00	*	*	*	*	*	*	*	*	*	*	*	*	*	*	*	*	*	*	*	*	*	*	*	*	*	*
30/04/2024	05:00	*	*	*	*	*	*	*	*	*	*	*	*	*	*	*	*	*	*	*	*	*	*	*	*	*	*
30/04/2024	06:00	*	*	*	*	*	*	*	*	*	*	*	*	*	*	*	*	*	*	*	*	*	*	*	*	*	*
30/04/2024	07:00	*	*	*	*	*	*	*	*	*	*	*	*	*	*	*	*	*	*	*	*	*	*	*	*	*	*
30/04/2024	08:00	*	*	*	*	*	*	*	*	*	*	*	*	*	*	*	*	*	*	*	*	*	*	*	*	*	*
30/04/2024	09:00	*	*	*	*	*	*	*	*	*	*	*	*	*	*	*	*	*	*	*	*	*	*	*	*	*	*
30/04/2024	10:00	*	*	*	*	*	*	*	*	*	*	*	*	*	*	*	*	*	*	*	*	*	*	*	*	*	*
30/04/2024	11:00	*	*	*	*	*	*	*	*	*	*	*	*	*	*	*	*	*	*	*	*	*	*	*	*	*	*
30/04/2024	12:00	*	*	*	*	*	*	*	*	*	*	*	*	*	*	*	*	*	*	*	*	*	*	*	*	*	*
30/04/2024	13:00	*	*	*	*	*	*	*	*	*	*	*	*	*	*	*	*	*	*	*	*	*	*	*	*	*	*
30/04/2024	14:00	*	*	*	*	*	*	*	*	*	*	*	*	*	*	*	*	*	*	*	*	*	*	*	*	*	*
30/04/2024	15:00	*	*	*	*	*	*	*	*	*	*	*	*	*	*	*	*	*	*	*	*	*	*	*	*	*	*
30/04/2024	16:00	*	*	*	*	*	*	*	*	*	*	*	*	*	*	*	*	*	*	*	*	*	*	*	*	*	*
30/04/2024	17:00	*	*	*	*	*	*	*	*	*	*	*	*	*	*	*	*	*	*	*	*	*	*	*	*	*	*
30/04/2024	18:00	*	*	*	*	*	*	*	*	*	*	*	*	*	*	*	*	*	*	*	*	*	*	*	*	*	*
30/04/2024	19:00	*	*	*	*	*	*	*	*	*	*	*	*	*	*	*	*	*	*	*	*	*	*	*	*	*	*
30/04/2024	20:00	*	*	*	*	*	*	*	*	*	*	*	*	*	*	*	*	*	*	*	*	*	*	*	*	*	*
30/04/2024	21:00	*	*	*	*	*	*	*	*	*	*	*	*	*	*	*	*	*	*	*	*	*	*	*	*	*	*
30/04/2024	22:00	*	*	*	*	*	*	*	*	*	*	*	*	*	*	*	*	*	*	*	*	*	*	*	*	*	*
30/04/2024	23:00	*	*	*	*	*	*	*	*	*	*	*	*	*	*	*	*	*	*	*	*	*	*	*	*	*	*
24 Hr Summary		0	0	0	0	0	0	0	0	0	0	0	0	0	0	0	0	0	0	0	0	0	0	*	*	*	*

Incoming Histogram

Tue22Aug24

SAM 9640

from Thu-Mar-21-2024-01-00-PM to Thu-Aug-22-2024-08-59-PM

Date	Starting Hr:min	<15	15 to <20	20 to <25	25 to <30	30 to <35	35 to <40	40 to <45	45 to <50	50 to <55	55 to <60	60 to <65	65 to <70	70 to <75	75 to <80	80 to <85	85 to <90	90 to <95	95 to <100	100 to >105	Total Counts	Avg Speed (MPH)	85pct Speed	10MPH Pace	% in pace	# of Speeders	% Speeders
01/05/2024	00:00	*	*	*	*	*	*	*	*	*	*	*	*	*	*	*	*	*	*	*	*	*	*	*	*	*	*
01/05/2024	01:00	*	*	*	*	*	*	*	*	*	*	*	*	*	*	*	*	*	*	*	*	*	*	*	*	*	*
01/05/2024	02:00	*	*	*	*	*	*	*	*	*	*	*	*	*	*	*	*	*	*	*	*	*	*	*	*	*	*
01/05/2024	03:00	*	*	*	*	*	*	*	*	*	*	*	*	*	*	*	*	*	*	*	*	*	*	*	*	*	*
01/05/2024	04:00	*	*	*	*	*	*	*	*	*	*	*	*	*	*	*	*	*	*	*	*	*	*	*	*	*	*
01/05/2024	05:00	*	*	*	*	*	*	*	*	*	*	*	*	*	*	*	*	*	*	*	*	*	*	*	*	*	*
01/05/2024	06:00	*	*	*	*	*	*	*	*	*	*	*	*	*	*	*	*	*	*	*	*	*	*	*	*	*	*
01/05/2024	07:00	*	*	*	*	*	*	*	*	*	*	*	*	*	*	*	*	*	*	*	*	*	*	*	*	*	*
01/05/2024	08:00	*	*	*	*	*	*	*	*	*	*	*	*	*	*	*	*	*	*	*	*	*	*	*	*	*	*
01/05/2024	09:00	*	*	*	*	*	*	*	*	*	*	*	*	*	*	*	*	*	*	*	*	*	*	*	*	*	*
01/05/2024	10:00	*	*	*	*	*	*	*	*	*	*	*	*	*	*	*	*	*	*	*	*	*	*	*	*	*	*
01/05/2024	11:00	*	*	*	*	*	*	*	*	*	*	*	*	*	*	*	*	*	*	*	*	*	*	*	*	*	*
01/05/2024	12:00	*	*	*	*	*	*	*	*	*	*	*	*	*	*	*	*	*	*	*	*	*	*	*	*	*	*
01/05/2024	13:00	*	*	*	*	*	*	*	*	*	*	*	*	*	*	*	*	*	*	*	*	*	*	*	*	*	*
01/05/2024	14:00	*	*	*	*	*	*	*	*	*	*	*	*	*	*	*	*	*	*	*	*	*	*	*	*	*	*
01/05/2024	15:00	*	*	*	*	*	*	*	*	*	*	*	*	*	*	*	*	*	*	*	*	*	*	*	*	*	*
01/05/2024	16:00	*	*	*	*	*	*	*	*	*	*	*	*	*	*	*	*	*	*	*	*	*	*	*	*	*	*
01/05/2024	17:00	*	*	*	*	*	*	*	*	*	*	*	*	*	*	*	*	*	*	*	*	*	*	*	*	*	*
01/05/2024	18:00	*	*	*	*	*	*	*	*	*	*	*	*	*	*	*	*	*	*	*	*	*	*	*	*	*	*
01/05/2024	19:00	*	*	*	*	*	*	*	*	*	*	*	*	*	*	*	*	*	*	*	*	*	*	*	*	*	*
01/05/2024	20:00	*	*	*	*	*	*	*	*	*	*	*	*	*	*	*	*	*	*	*	*	*	*	*	*	*	*
01/05/2024	21:00	*	*	*	*	*	*	*	*	*	*	*	*	*	*	*	*	*	*	*	*	*	*	*	*	*	*
01/05/2024	22:00	*	*	*	*	*	*	*	*	*	*	*	*	*	*	*	*	*	*	*	*	*	*	*	*	*	*
01/05/2024	23:00	*	*	*	*	*	*	*	*	*	*	*	*	*	*	*	*	*	*	*	*	*	*	*	*	*	*
24 Hr Summary		0	0	0	0	0	0	0	0	0	0	0	0	0	0	0	0	0	0	0	0	0	0	*	*	*	*

Incoming Histogram
 Tue22Aug24
 SAM 9640

from Thu-Mar-21-2024-01-00-PM to Thu-Aug-22-2024-08-59-PM

Date	Starting Hr:min	<15	15 to <20	20 to <25	25 to <30	30 to <35	35 to <40	40 to <45	45 to <50	50 to <55	55 to <60	60 to <65	65 to <70	70 to <75	75 to <80	80 to <85	85 to <90	90 to <95	95 to <100	100 to >105	Total Counts	Avg Speed (MPH)	85pct Speed	10MPH Pace	% in pace	# of Speeders	% Speeders
02/05/2024	00:00	*	*	*	*	*	*	*	*	*	*	*	*	*	*	*	*	*	*	*	*	*	*	*	*	*	*
02/05/2024	01:00	*	*	*	*	*	*	*	*	*	*	*	*	*	*	*	*	*	*	*	*	*	*	*	*	*	*
02/05/2024	02:00	*	*	*	*	*	*	*	*	*	*	*	*	*	*	*	*	*	*	*	*	*	*	*	*	*	*
02/05/2024	03:00	*	*	*	*	*	*	*	*	*	*	*	*	*	*	*	*	*	*	*	*	*	*	*	*	*	*
02/05/2024	04:00	*	*	*	*	*	*	*	*	*	*	*	*	*	*	*	*	*	*	*	*	*	*	*	*	*	*
02/05/2024	05:00	*	*	*	*	*	*	*	*	*	*	*	*	*	*	*	*	*	*	*	*	*	*	*	*	*	*
02/05/2024	06:00	*	*	*	*	*	*	*	*	*	*	*	*	*	*	*	*	*	*	*	*	*	*	*	*	*	*
02/05/2024	07:00	*	*	*	*	*	*	*	*	*	*	*	*	*	*	*	*	*	*	*	*	*	*	*	*	*	*
02/05/2024	08:00	*	*	*	*	*	*	*	*	*	*	*	*	*	*	*	*	*	*	*	*	*	*	*	*	*	*
02/05/2024	09:00	*	*	*	*	*	*	*	*	*	*	*	*	*	*	*	*	*	*	*	*	*	*	*	*	*	*
02/05/2024	10:00	*	*	*	*	*	*	*	*	*	*	*	*	*	*	*	*	*	*	*	*	*	*	*	*	*	*
02/05/2024	11:00	*	*	*	*	*	*	*	*	*	*	*	*	*	*	*	*	*	*	*	*	*	*	*	*	*	*
02/05/2024	12:00	*	*	*	*	*	*	*	*	*	*	*	*	*	*	*	*	*	*	*	*	*	*	*	*	*	*
02/05/2024	13:00	*	*	*	*	*	*	*	*	*	*	*	*	*	*	*	*	*	*	*	*	*	*	*	*	*	*
02/05/2024	14:00	*	*	*	*	*	*	*	*	*	*	*	*	*	*	*	*	*	*	*	*	*	*	*	*	*	*
02/05/2024	15:00	*	*	*	*	*	*	*	*	*	*	*	*	*	*	*	*	*	*	*	*	*	*	*	*	*	*
02/05/2024	16:00	0	0	2	10	17	8	4	0	0	0	0	0	0	0	0	0	0	0	0	41	32.6	38.8	25 to 35	65.9	29	70.7
02/05/2024	17:00	0	1	7	18	27	30	12	9	1	0	0	0	0	0	0	0	0	0	0	105	34.8	42.5	30 to 40	54.3	79	75.2
02/05/2024	18:00	0	0	3	8	22	28	9	1	2	0	1	0	0	0	0	0	0	0	0	74	35.6	41.1	30 to 40	67.6	63	85.1
02/05/2024	19:00	1	1	0	5	13	18	10	6	1	1	0	0	0	0	0	0	0	0	0	56	37	45	30 to 40	55.4	49	87.5
02/05/2024	20:00	1	0	0	6	8	13	2	3	1	0	1	0	0	0	0	0	0	0	0	35	35.9	45	30 to 40	60.0	28	80.0
02/05/2024	21:00	0	1	0	7	5	5	0	0	0	0	0	0	0	0	0	0	0	0	0	18	30.8	37	25 to 35	66.7	10	55.6
02/05/2024	22:00	0	0	0	2	5	4	5	0	1	0	0	0	0	0	0	0	0	0	0	17	36.8	43	30 to 40	52.9	15	88.2
02/05/2024	23:00	0	0	0	0	2	5	1	0	0	0	0	0	0	0	0	0	0	0	0	8	36.6	40	30 to 40	87.5	8	100.0
24 Hr Summary		2	3	12	56	99	111	43	19	6	1	2	0	0	0	0	0	0	0	0	354	35.1	42.1	30 to 40	59.3	281	79.4

Incoming Histogram
 Tue22Aug24
 SAM 9640

from Thu-Mar-21-2024-01-00-PM to Thu-Aug-22-2024-08-59-PM

Date	Starting Hr:min	<15	15 to <20	20 to <25	25 to <30	30 to <35	35 to <40	40 to <45	45 to <50	50 to <55	55 to <60	60 to <65	65 to <70	70 to <75	75 to <80	80 to <85	85 to <90	90 to <95	95 to <100	100 to >105	Total Counts	Avg Speed (MPH)	85pct Speed	10MPH Pace	% in pace	# of Speeders	% Speeders
03/05/2024	00:00	0	0	0	0	2	1	3	0	0	0	0	0	0	0	0	0	0	0	0	6	37.8	43.3	35 to 45	66.7	6	100.0
03/05/2024	01:00	0	0	0	0	0	1	0	0	0	0	0	0	0	0	0	0	0	0	0	1	37	40	30 to 40	100.0	1	100.0
03/05/2024	02:00	0	0	0	0	2	0	0	1	0	0	0	0	0	0	0	0	0	0	0	3	37	50	25 to 35	66.7	3	100.0
03/05/2024	03:00	0	0	0	0	0	0	0	1	0	0	0	0	0	0	0	0	0	0	0	1	47	50	40 to 50	100.0	1	100.0
03/05/2024	04:00	0	0	0	0	0	0	0	0	0	0	0	0	0	0	0	0	0	0	0	0	0	0	*	*	*	*
03/05/2024	05:00	0	0	0	0	0	2	0	0	1	0	0	0	0	0	0	0	0	0	0	3	42	55	30 to 40	66.7	3	100.0
03/05/2024	06:00	0	1	0	2	2	3	4	2	1	0	0	0	0	0	0	0	0	0	0	15	37.4	47.5	35 to 45	46.7	12	80.0
03/05/2024	07:00	0	0	5	14	24	24	17	6	2	1	0	0	0	0	0	0	0	0	0	93	35.8	43.5	30 to 40	51.6	74	79.6
03/05/2024	08:00	0	0	12	30	38	41	9	10	0	0	0	0	0	0	0	0	0	0	0	140	33.6	39.8	30 to 40	56.4	98	70.0
03/05/2024	09:00	3	0	7	42	39	21	7	2	0	0	0	0	0	0	0	0	0	0	0	121	31.2	37.9	25 to 35	66.9	69	57.0
03/05/2024	10:00	1	7	6	36	40	13	8	0	0	0	0	0	0	0	0	0	0	0	0	111	30.3	36.5	25 to 35	68.5	61	55.0
03/05/2024	11:00	0	2	10	41	35	25	10	3	0	0	0	0	0	0	0	0	0	0	0	126	31.9	38.8	25 to 35	60.3	73	57.9
03/05/2024	12:00	0	0	8	30	36	28	6	1	0	0	0	0	0	0	0	0	0	0	0	109	32.2	38.4	25 to 35	60.6	71	65.1
03/05/2024	13:00	0	1	14	52	32	11	5	1	0	0	0	0	0	0	0	0	0	0	0	116	29.9	35	25 to 35	72.4	49	42.2
03/05/2024	14:00	0	0	15	45	47	25	3	4	0	0	0	0	0	0	0	0	0	0	0	139	31.2	37.2	25 to 35	66.2	79	56.8
03/05/2024	15:00	1	0	10	39	53	19	3	1	0	0	0	0	0	0	0	0	0	0	0	126	31	36.1	25 to 35	73.0	76	60.3
03/05/2024	16:00	0	1	10	31	40	20	10	2	0	0	0	0	0	0	0	0	0	0	0	114	32	38.8	25 to 35	62.3	72	63.2
03/05/2024	17:00	3	2	5	30	41	13	6	2	0	0	0	0	0	0	0	0	0	0	0	102	31	37.3	25 to 35	69.6	62	60.8
03/05/2024	18:00	0	1	2	18	36	25	6	1	0	0	0	0	0	0	0	0	0	0	0	89	33.2	38.8	30 to 40	68.5	68	76.4
03/05/2024	19:00	1	0	1	16	13	9	7	2	0	0	0	0	0	0	0	0	0	0	0	49	33	41.4	25 to 35	59.2	31	63.3
03/05/2024	20:00	0	0	0	13	15	5	3	0	0	0	0	0	0	0	0	0	0	0	0	36	32	38	25 to 35	77.8	23	63.9
03/05/2024	21:00	0	0	2	13	15	7	4	0	0	0	0	0	0	0	0	0	0	0	0	41	32	38.6	25 to 35	68.3	26	63.4
03/05/2024	22:00	0	0	0	2	11	6	1	1	1	0	0	0	0	0	0	0	0	0	0	22	35.2	40	30 to 40	77.3	20	90.9
03/05/2024	23:00	0	0	0	1	6	2	4	0	0	0	0	0	0	0	0	0	0	0	0	13	35.8	42.5	30 to 40	61.5	12	92.3
24 Hr Summary		9	15	107	455	527	301	116	40	5	1	0	0	0	0	0	0	0	0	0	1576	32.1	38.8	25 to 35	62.3	990	62.8

Incoming Histogram
 Tue22Aug24
 SAM 9640

from Thu-Mar-21-2024-01-00-PM to Thu-Aug-22-2024-08-59-PM

Date	Starting Hr:min	<15	15 to <20	20 to <25	25 to <30	30 to <35	35 to <40	40 to <45	45 to <50	50 to <55	55 to <60	60 to <65	65 to <70	70 to <75	75 to <80	80 to <85	85 to <90	90 to <95	95 to <100	100 to >105	Total Counts	Avg Speed (MPH)	85pct Speed	10MPH Pace	% in pace	# of Speeders	% Speeders
04/05/2024	00:00	0	0	0	2	1	3	0	1	0	0	0	0	0	0	0	0	0	0	0	7	34.9	40	30 to 40	57.1	5	71.4
04/05/2024	01:00	0	0	0	1	0	1	0	0	0	0	0	0	0	0	0	0	0	0	0	2	32	40	20 to 30	50.0	1	50.0
04/05/2024	02:00	0	0	1	0	1	1	0	0	0	0	0	0	0	0	0	0	0	0	0	3	30.3	40	30 to 40	66.7	2	66.7
04/05/2024	03:00	0	0	0	0	0	0	0	0	0	0	0	0	0	0	0	0	0	0	0	0	0	0	*	*	*	*
04/05/2024	04:00	0	0	0	0	0	0	0	0	0	0	0	0	0	0	0	0	0	0	0	0	0	0	*	*	*	*
04/05/2024	05:00	0	0	0	1	0	1	0	3	1	0	0	0	0	0	0	0	0	0	0	6	42.8	50	45 to 55	66.7	5	83.3
04/05/2024	06:00	0	0	0	1	3	3	5	1	0	0	0	0	0	0	0	0	0	0	0	13	37.9	44	35 to 45	61.5	12	92.3
04/05/2024	07:00	0	0	0	5	22	21	10	3	1	0	0	0	0	0	0	0	0	0	0	62	36.2	42.5	30 to 40	69.4	57	91.9
04/05/2024	08:00	0	0	6	20	41	24	17	3	0	0	0	0	0	0	0	0	0	0	0	111	33.9	40.9	30 to 40	58.6	85	76.6
04/05/2024	09:00	0	8	6	65	43	18	8	0	0	0	0	0	0	0	0	0	0	0	0	148	30.1	36.1	25 to 35	73.0	69	46.6
04/05/2024	10:00	2	4	18	74	71	27	9	0	0	0	0	0	0	0	0	0	0	0	0	205	30.4	35.9	25 to 35	70.7	107	52.2
04/05/2024	11:00	2	2	18	42	69	28	11	1	1	0	0	0	0	0	0	0	0	0	0	174	31.4	37.7	25 to 35	63.8	110	63.2
04/05/2024	12:00	0	2	10	51	55	23	13	1	0	0	0	0	0	0	0	0	0	0	0	155	31.6	38	25 to 35	68.4	92	59.4
04/05/2024	13:00	1	0	10	47	50	16	9	2	0	0	0	0	0	0	0	0	0	0	0	135	31.2	37.2	25 to 35	71.9	77	57.0
04/05/2024	14:00	2	1	7	44	33	24	6	3	1	0	0	0	0	0	0	0	0	0	0	121	31.5	38.3	25 to 35	63.6	67	55.4
04/05/2024	15:00	2	2	12	31	32	19	12	0	0	0	0	0	0	0	0	0	0	0	0	110	31.2	38.9	25 to 35	57.3	63	57.3
04/05/2024	16:00	0	1	11	33	37	18	6	0	0	0	0	0	0	0	0	0	0	0	0	106	31	37.2	25 to 35	66.0	61	57.5
04/05/2024	17:00	0	0	5	17	29	23	6	8	0	0	0	0	0	0	0	0	0	0	0	88	34.1	40.8	30 to 40	59.1	66	75.0
04/05/2024	18:00	0	0	1	12	16	17	9	3	0	0	0	0	0	0	0	0	0	0	0	58	34.9	41.7	30 to 40	56.9	45	77.6
04/05/2024	19:00	1	0	3	12	16	14	3	1	0	0	0	0	0	0	0	0	0	0	0	50	32.4	38.6	30 to 40	60.0	34	68.0
04/05/2024	20:00	1	0	0	4	9	6	3	0	1	0	0	0	0	0	0	0	0	0	0	24	34	40	30 to 40	62.5	19	79.2
04/05/2024	21:00	0	0	0	5	5	7	3	0	0	0	0	0	0	0	0	0	0	0	0	20	34.2	40	30 to 40	60.0	15	75.0
04/05/2024	22:00	0	0	0	4	7	3	7	0	0	0	0	0	0	0	0	0	0	0	0	21	35.2	42.9	25 to 35	52.4	17	81.0
04/05/2024	23:00	0	0	0	3	5	5	5	1	0	0	0	1	0	0	0	0	0	0	0	20	37.7	44	30 to 40	50.0	17	85.0
24 Hr Summary		11	20	108	474	545	302	142	31	5	0	0	1	0	0	0	0	0	0	0	1639	32.1	38.9	25 to 35	62.2	1026	62.6

Incoming Histogram
 Tue22Aug24
 SAM 9640

from Thu-Mar-21-2024-01-00-PM to Thu-Aug-22-2024-08-59-PM

Date	Starting Hr:min	<15	15 to <20	20 to <25	25 to <30	30 to <35	35 to <40	40 to <45	45 to <50	50 to <55	55 to <60	60 to <65	65 to <70	70 to <75	75 to <80	80 to <85	85 to <90	90 to <95	95 to <100	100 to >105	Total Counts	Avg Speed (MPH)	85pct Speed	10MPH Pace	% in pace	# of Speeders	% Speeders
05/05/2024	00:00	0	0	0	0	4	0	1	0	0	0	0	0	0	0	0	0	0	0	0	5	34.2	35	25 to 35	80.0	5	100.0
05/05/2024	01:00	0	0	0	2	0	1	0	1	0	0	0	0	0	0	0	0	0	0	0	4	34.5	40	20 to 30	50.0	2	50.0
05/05/2024	02:00	0	0	0	1	1	1	0	0	0	0	0	0	0	0	0	0	0	0	0	3	32	40	25 to 35	66.7	2	66.7
05/05/2024	03:00	0	0	0	0	0	0	0	0	0	0	0	0	0	0	0	0	0	0	0	0	0	0	*	*	*	*
05/05/2024	04:00	0	0	0	0	0	0	0	0	0	0	0	0	0	0	0	0	0	0	0	0	0	0	*	*	*	*
05/05/2024	05:00	0	0	0	0	2	1	0	0	0	0	0	0	0	0	0	0	0	0	0	3	33.7	40	30 to 40	100.0	3	100.0
05/05/2024	06:00	0	0	0	0	3	2	1	0	2	0	0	0	0	0	0	0	0	0	0	8	39.6	52.5	30 to 40	62.5	8	100.0
05/05/2024	07:00	0	1	1	0	4	4	3	0	0	0	0	0	0	0	0	0	0	0	0	13	34	41.7	30 to 40	61.5	11	84.6
05/05/2024	08:00	0	0	3	4	10	13	5	3	0	1	0	0	0	0	0	0	0	0	0	39	35.7	43	30 to 40	59.0	32	82.1
05/05/2024	09:00	0	1	3	12	27	21	8	2	1	0	0	0	0	0	0	0	0	0	0	75	34.1	40	30 to 40	64.0	59	78.7
05/05/2024	10:00	5	2	13	29	47	25	7	0	0	0	0	0	0	0	0	0	0	0	0	128	30.8	37.6	25 to 35	59.4	79	61.7
05/05/2024	11:00	0	1	12	31	48	13	9	3	2	0	0	0	0	0	0	0	0	0	0	119	31.9	38.5	25 to 35	66.4	75	63.0
05/05/2024	12:00	1	0	14	43	46	20	14	2	0	0	0	0	0	0	0	0	0	0	0	140	31.6	38.8	25 to 35	63.6	82	58.6
05/05/2024	13:00	3	3	4	33	42	12	13	1	0	0	0	0	0	0	0	0	0	0	0	111	31.4	38.8	25 to 35	67.6	68	61.3
05/05/2024	14:00	0	2	7	26	43	18	11	3	0	0	0	0	0	0	0	0	0	0	0	110	32.5	39.4	25 to 35	62.7	75	68.2
05/05/2024	15:00	0	0	4	28	31	21	10	3	0	0	1	0	0	0	0	0	0	0	0	98	33.3	39.8	25 to 35	60.2	66	67.3
05/05/2024	16:00	0	0	14	24	37	20	10	1	1	0	0	0	0	0	0	0	0	0	0	107	32.1	39	25 to 35	57.0	69	64.5
05/05/2024	17:00	0	1	2	12	20	15	9	1	0	0	0	0	0	0	0	0	0	0	0	60	33.7	40.6	30 to 40	58.3	45	75.0
05/05/2024	18:00	0	0	0	3	9	10	7	1	0	0	0	0	0	0	0	0	0	0	0	30	36.2	42.9	30 to 40	63.3	27	90.0
05/05/2024	19:00	1	0	1	4	12	9	5	1	0	0	0	0	0	0	0	0	0	0	0	33	33.9	41	30 to 40	63.6	27	81.8
05/05/2024	20:00	1	0	1	4	12	10	3	1	0	0	0	0	0	0	0	0	0	0	0	32	33.5	39.5	30 to 40	68.8	26	81.3
05/05/2024	21:00	0	0	1	5	3	2	0	1	0	0	0	0	0	0	0	0	0	0	0	12	31.2	37.5	25 to 35	66.7	6	50.0
05/05/2024	22:00	0	0	0	2	1	4	2	0	0	0	0	0	0	0	0	0	0	0	0	9	35.3	42.5	35 to 45	66.7	7	77.8
05/05/2024	23:00	0	0	0	1	2	3	1	0	1	0	0	0	0	0	0	0	0	0	0	8	37	45	30 to 40	62.5	7	87.5
24 Hr Summary		11	11	80	264	404	225	119	24	7	1	1	0	0	0	0	0	0	0	0	1147	32.6	39.6	25 to 35	58.2	781	68.1

Incoming Histogram
 Tue22Aug24
 SAM 9640

from Thu-Mar-21-2024-01-00-PM to Thu-Aug-22-2024-08-59-PM

Date	Starting Hr:min	<15	15 to <20	20 to <25	25 to <30	30 to <35	35 to <40	40 to <45	45 to <50	50 to <55	55 to <60	60 to <65	65 to <70	70 to <75	75 to <80	80 to <85	85 to <90	90 to <95	95 to <100	100 to >105	Total Counts	Avg Speed (MPH)	85pct Speed	10MPH Pace	% in pace	# of Speeders	% Speeders
06/05/2024	00:00	0	0	0	2	2	1	0	0	1	0	0	0	0	0	0	0	0	0	0	6	34.5	40	25 to 35	66.7	4	66.7
06/05/2024	01:00	0	0	0	0	0	1	0	0	0	0	0	0	0	0	0	0	0	0	0	1	37	40	30 to 40	100.0	1	100.0
06/05/2024	02:00	0	0	0	0	0	0	0	0	0	0	0	0	0	0	0	0	0	0	0	0	0	0	*	*	*	*
06/05/2024	03:00	0	0	0	1	0	0	0	0	0	0	0	0	0	0	0	0	0	0	0	1	27	30	20 to 30	100.0	*	*
06/05/2024	04:00	0	0	0	0	1	0	0	0	0	0	0	0	0	0	0	0	0	0	0	1	32	35	25 to 35	100.0	1	100.0
06/05/2024	05:00	0	0	0	0	0	0	0	0	0	0	0	0	0	0	0	0	0	0	0	0	0	0	*	*	*	*
06/05/2024	06:00	0	0	0	2	8	4	1	2	0	0	1	0	0	0	0	0	0	0	0	18	36.7	45	30 to 40	66.7	16	88.9
06/05/2024	07:00	3	0	1	3	5	5	4	2	1	0	0	0	0	0	0	0	0	0	0	24	32.8	43.8	30 to 40	41.7	17	70.8
06/05/2024	08:00	0	1	4	6	14	11	8	4	2	1	0	0	0	0	0	0	0	0	0	51	35.7	44.4	30 to 40	49.0	40	78.4
06/05/2024	09:00	2	1	5	13	28	17	9	2	0	0	0	0	0	0	0	0	0	0	0	77	32.8	39.7	30 to 40	58.4	56	72.7
06/05/2024	10:00	0	1	7	21	35	18	8	0	0	0	0	0	0	0	0	0	0	0	0	90	32.1	38.3	25 to 35	62.2	61	67.8
06/05/2024	11:00	3	2	17	36	44	17	4	0	1	0	0	0	0	0	0	0	0	0	0	124	30	35.9	25 to 35	64.5	66	53.2
06/05/2024	12:00	0	4	3	16	46	20	6	4	1	0	0	0	0	0	0	0	0	0	0	100	33	39	30 to 40	66.0	77	77.0
06/05/2024	13:00	0	0	6	37	38	19	4	1	1	0	0	0	0	0	0	0	0	0	0	106	31.7	37.4	25 to 35	70.8	63	59.4
06/05/2024	14:00	0	4	6	22	31	19	5	3	0	0	0	0	0	0	0	0	0	0	0	90	31.9	38.4	25 to 35	58.9	58	64.4
06/05/2024	15:00	0	0	5	27	27	20	11	0	0	0	0	0	0	0	0	0	0	0	0	90	32.6	39.2	25 to 35	60.0	58	64.4
06/05/2024	16:00	0	0	6	24	22	10	5	1	1	0	0	0	0	0	0	0	0	0	0	69	31.7	38.5	25 to 35	66.7	39	56.5
06/05/2024	17:00	0	2	4	14	23	18	6	3	1	0	0	0	0	0	0	0	0	0	0	71	33.4	39.7	30 to 40	57.7	51	71.8
06/05/2024	18:00	0	0	1	6	4	9	4	2	0	0	0	0	0	0	0	0	0	0	0	26	35	42.5	30 to 40	50.0	19	73.1
06/05/2024	19:00	0	0	1	6	11	13	5	0	1	0	0	0	0	0	0	0	0	0	0	37	34.8	40	30 to 40	64.9	30	81.1
06/05/2024	20:00	0	0	0	5	7	7	1	0	0	1	0	0	0	0	0	0	0	0	0	21	34.2	39.3	30 to 40	66.7	16	76.2
06/05/2024	21:00	0	1	1	2	8	2	2	0	1	0	0	0	0	0	0	0	0	0	0	17	33	40	25 to 35	58.8	13	76.5
06/05/2024	22:00	0	0	0	2	2	4	0	0	2	1	0	0	0	0	0	0	0	0	0	11	38.8	52.5	30 to 40	54.5	9	81.8
06/05/2024	23:00	0	0	0	6	1	2	1	1	0	0	0	0	0	0	0	0	0	0	0	11	32.6	40	25 to 35	63.6	5	45.5
24 Hr Summary		8	16	67	251	357	217	84	25	13	3	1	0	0	0	0	0	0	0	0	1042	32.6	39.3	25 to 35	58.3	700	67.2

Incoming Histogram
 Tue22Aug24
 SAM 9640

from Thu-Mar-21-2024-01-00-PM to Thu-Aug-22-2024-08-59-PM

Date	Starting Hr:min	<15	15 to <20	20 to <25	25 to <30	30 to <35	35 to <40	40 to <45	45 to <50	50 to <55	55 to <60	60 to <65	65 to <70	70 to <75	75 to <80	80 to <85	85 to <90	90 to <95	95 to <100	100 to >105	Total Counts	Avg Speed (MPH)	85pct Speed	10MPH Pace	% in pace	# of Speeders	% Speeders
07/05/2024	00:00	0	0	0	0	1	0	0	0	0	0	0	0	0	0	0	0	0	0	0	1	32	35	25 to 35	100.0	1	100.0
07/05/2024	01:00	0	0	0	0	1	0	0	0	0	0	0	0	0	0	0	0	0	0	0	1	32	35	25 to 35	100.0	1	100.0
07/05/2024	02:00	0	0	0	0	0	1	0	0	0	0	0	0	0	0	0	0	0	0	0	1	37	40	30 to 40	100.0	1	100.0
07/05/2024	03:00	0	0	0	0	0	0	0	0	1	0	0	0	0	0	0	0	0	0	0	1	52	55	45 to 55	100.0	1	100.0
07/05/2024	04:00	0	0	0	0	0	0	0	0	0	0	0	0	0	0	0	0	0	0	0	0	0	0	*	*	*	*
07/05/2024	05:00	0	0	0	0	0	1	0	0	1	0	0	0	0	0	0	0	0	0	0	2	44.5	55	30 to 40	50.0	2	100.0
07/05/2024	06:00	0	0	0	0	2	8	4	4	1	0	0	0	0	0	0	0	0	0	0	19	40.6	47.5	35 to 45	63.2	19	100.0
07/05/2024	07:00	1	0	0	13	24	39	20	7	4	0	0	0	0	0	0	0	0	0	0	108	36.9	43.8	30 to 40	58.3	94	87.0
07/05/2024	08:00	0	1	7	37	41	40	12	2	2	0	0	0	0	0	0	0	0	0	0	142	33.2	39.4	30 to 40	57.0	97	68.3
07/05/2024	09:00	1	2	12	33	53	22	4	0	1	0	0	0	0	0	0	0	0	0	0	128	31.1	36.8	25 to 35	67.2	80	62.5
07/05/2024	10:00	0	1	5	30	40	12	5	2	0	0	0	0	0	0	0	0	0	0	0	95	31.6	37.1	25 to 35	73.7	59	62.1
07/05/2024	11:00	0	1	8	28	37	12	8	2	0	0	0	0	0	0	0	0	0	0	0	96	31.7	38.3	25 to 35	67.7	59	61.5
07/05/2024	12:00	0	1	11	26	41	26	9	0	0	0	0	0	0	0	0	0	0	0	0	114	32	38.5	25 to 35	58.8	76	66.7
07/05/2024	13:00	3	1	8	32	35	15	4	3	0	0	0	0	0	0	0	0	0	0	0	101	30.8	37.3	25 to 35	66.3	57	56.4
07/05/2024	14:00	1	1	5	26	23	29	11	2	0	0	0	0	0	0	0	0	0	0	0	98	33	39.7	30 to 40	53.1	65	66.3
07/05/2024	15:00	0	0	5	37	42	25	5	3	0	0	0	0	0	0	0	0	0	0	0	117	32.2	38	25 to 35	67.5	75	64.1
07/05/2024	16:00	0	2	5	26	23	13	4	2	0	0	0	0	0	0	0	0	0	0	0	75	31.3	38.1	25 to 35	65.3	42	56.0
07/05/2024	17:00	2	3	6	21	31	21	8	2	2	0	0	0	0	0	0	0	0	0	0	96	32.4	39.5	25 to 35	54.2	64	66.7
07/05/2024	18:00	1	3	7	16	21	13	4	3	0	0	0	0	0	0	0	0	0	0	0	68	31.4	38.8	25 to 35	54.4	41	60.3
07/05/2024	19:00	0	0	2	5	19	8	4	2	0	1	0	0	0	0	0	0	0	0	0	41	34.3	41.2	30 to 40	65.9	34	82.9
07/05/2024	20:00	0	0	2	8	10	11	3	0	0	0	0	0	0	0	0	0	0	0	0	34	33	39.1	30 to 40	61.8	24	70.6
07/05/2024	21:00	0	0	0	9	9	10	3	1	0	0	0	0	0	0	0	0	0	0	0	32	33.8	39.5	30 to 40	59.4	23	71.9
07/05/2024	22:00	0	0	0	0	6	3	2	0	0	0	0	0	0	0	0	0	0	0	0	11	35.5	40	30 to 40	81.8	11	100.0
07/05/2024	23:00	0	0	0	1	1	1	1	1	0	0	0	0	0	0	0	0	0	0	0	5	37	45	25 to 35	40.0	4	80.0
24 Hr Summary		9	16	83	348	460	310	111	36	12	1	0	0	0	0	0	0	0	0	0	1386	32.7	39.2	25 to 35	58.3	930	67.1

Incoming Histogram

Tue22Aug24

SAM 9640

from Thu-Mar-21-2024-01-00-PM to Thu-Aug-22-2024-08-59-PM

Date	Starting Hr:min	<15	15 to <20	20 to <25	25 to <30	30 to <35	35 to <40	40 to <45	45 to <50	50 to <55	55 to <60	60 to <65	65 to <70	70 to <75	75 to <80	80 to <85	85 to <90	90 to <95	95 to <100	100 to >105	Total Counts	Avg Speed (MPH)	85pct Speed	10MPH Pace	% in pace	# of Speeders	% Speeders
08/05/2024	00:00	0	0	0	1	2	1	0	1	0	0	0	0	0	0	0	0	0	0	0	5	35	40	25 to 35	60.0	4	80.0
08/05/2024	01:00	0	0	0	0	0	0	0	0	0	0	0	0	0	0	0	0	0	0	0	0	0	0	*	*	*	*
08/05/2024	02:00	0	0	0	0	0	0	0	0	0	0	0	0	0	0	0	0	0	0	0	0	0	0	*	*	*	*
08/05/2024	03:00	0	0	0	0	0	0	0	0	0	0	0	0	0	0	0	0	0	0	0	0	0	0	*	*	*	*
08/05/2024	04:00	0	0	0	0	0	0	1	0	0	0	0	0	0	0	0	0	0	0	0	1	42	45	35 to 45	100.0	1	100.0
08/05/2024	05:00	0	0	0	0	0	0	0	1	0	0	0	0	0	0	0	0	0	0	0	1	47	50	40 to 50	100.0	1	100.0
08/05/2024	06:00	0	0	0	2	5	7	2	3	0	0	0	0	0	0	0	0	0	0	0	19	36.9	45	30 to 40	63.2	17	89.5
08/05/2024	07:00	0	0	11	29	32	31	20	5	2	0	0	0	0	0	0	0	0	0	0	130	34.1	41.8	30 to 40	48.5	90	69.2
08/05/2024	08:00	1	2	5	40	55	35	7	3	0	0	0	0	0	0	0	0	0	0	0	148	32.3	38.3	25 to 35	64.2	100	67.6
08/05/2024	09:00	0	3	17	44	51	24	7	2	1	0	0	0	0	0	0	0	0	0	0	149	31.1	37.5	25 to 35	63.8	85	57.0
08/05/2024	10:00	1	0	7	33	35	21	9	1	0	0	0	0	0	0	0	0	0	0	0	107	32	38.6	25 to 35	63.6	66	61.7
08/05/2024	11:00	1	1	11	39	31	22	8	1	0	0	0	0	0	0	0	0	0	0	0	114	31.2	38.2	25 to 35	61.4	62	54.4
08/05/2024	12:00	4	1	6	35	37	22	3	5	0	0	0	0	0	0	0	0	0	0	0	113	31.2	38	25 to 35	63.7	67	59.3
08/05/2024	13:00	0	3	4	40	38	28	10	0	0	0	0	0	0	0	0	0	0	0	0	123	32	38.6	25 to 35	63.4	76	61.8
08/05/2024	14:00	2	2	12	29	36	24	2	0	1	0	0	0	0	0	0	0	0	0	0	108	30.7	37.3	25 to 35	60.2	63	58.3
08/05/2024	15:00	0	0	1	28	44	23	6	3	1	0	0	0	0	0	0	0	0	0	0	106	33.2	38.7	25 to 35	67.9	77	72.6
08/05/2024	16:00	0	0	9	43	35	21	12	1	0	0	0	0	0	0	0	0	0	0	0	121	31.8	38.8	25 to 35	64.5	69	57.0
08/05/2024	17:00	0	0	6	29	34	26	13	7	1	0	0	0	0	0	0	0	0	0	0	116	33.9	41.5	25 to 35	54.3	81	69.8
08/05/2024	18:00	0	0	2	15	17	18	9	6	2	0	0	0	0	0	0	0	0	0	0	69	35.4	43.9	30 to 40	50.7	52	75.4
08/05/2024	19:00	0	0	1	4	14	11	6	1	1	0	0	0	0	0	0	0	0	0	0	38	35.4	41.7	30 to 40	65.8	33	86.8
08/05/2024	20:00	0	0	1	8	6	13	11	2	0	0	0	0	0	0	0	0	0	0	0	41	36	43.2	35 to 45	58.5	32	78.0
08/05/2024	21:00	0	0	2	12	9	4	3	1	0	0	0	0	0	0	0	0	0	0	0	31	31.7	38.8	25 to 35	67.7	17	54.8
08/05/2024	22:00	0	0	1	1	4	3	1	2	0	0	0	0	0	0	0	0	0	0	0	12	35.3	45	30 to 40	58.3	10	83.3
08/05/2024	23:00	0	0	0	1	1	1	0	0	0	0	0	0	0	0	0	0	0	0	0	3	32	40	25 to 35	66.7	2	66.7
24 Hr Summary		9	12	96	433	486	335	130	45	9	0	0	0	0	0	0	0	0	0	0	1555	32.6	39.3	25 to 35	59.1	1005	64.6

Incoming Histogram
 Tue22Aug24
 SAM 9640

from Thu-Mar-21-2024-01-00-PM to Thu-Aug-22-2024-08-59-PM

Date	Starting Hr:min	<15	15 to <20	20 to <25	25 to <30	30 to <35	35 to <40	40 to <45	45 to <50	50 to <55	55 to <60	60 to <65	65 to <70	70 to <75	75 to <80	80 to <85	85 to <90	90 to <95	95 to <100	100 to >105	Total Counts	Avg Speed (MPH)	85pct Speed	10MPH Pace	% in pace	# of Speeders	% Speeders
09/05/2024	00:00	0	0	0	0	1	1	2	0	0	0	0	0	0	0	0	0	0	0	0	4	38.3	42.5	35 to 45	75.0	4	100.0
09/05/2024	01:00	0	0	0	0	0	1	0	0	0	0	0	0	0	0	0	0	0	0	0	1	37	40	30 to 40	100.0	1	100.0
09/05/2024	02:00	0	0	0	0	0	1	0	0	0	0	0	0	0	0	0	0	0	0	0	1	37	40	30 to 40	100.0	1	100.0
09/05/2024	03:00	0	0	0	0	0	0	0	0	0	0	0	0	0	0	0	0	0	0	0	0	0	0	*	*	*	*
09/05/2024	04:00	0	0	0	0	0	0	0	0	0	0	0	0	0	0	0	0	0	0	0	0	0	0	*	*	*	*
09/05/2024	05:00	0	0	0	0	2	1	5	1	0	0	0	0	0	0	0	0	0	0	0	9	40	45	35 to 45	66.7	9	100.0
09/05/2024	06:00	0	0	0	3	5	8	1	3	4	0	0	0	0	0	0	0	0	0	0	24	38.9	50	30 to 40	54.2	21	87.5
09/05/2024	07:00	1	0	2	23	32	35	11	3	2	2	1	0	0	0	0	0	0	0	0	112	34.9	40.9	30 to 40	59.8	86	76.8
09/05/2024	08:00	1	2	9	38	55	29	15	0	1	0	0	0	0	0	0	0	0	0	0	150	32.3	39	25 to 35	62.0	100	66.7
09/05/2024	09:00	0	0	11	33	49	23	4	2	0	0	0	0	0	0	0	0	0	0	0	122	31.7	37.4	25 to 35	67.2	78	63.9
09/05/2024	10:00	2	1	8	37	52	16	4	0	0	0	0	0	0	0	0	0	0	0	0	120	30.7	35.6	25 to 35	74.2	72	60.0
09/05/2024	11:00	0	1	5	33	44	24	8	1	0	0	0	0	0	0	0	0	0	0	0	116	32.3	38.3	25 to 35	66.4	77	66.4
09/05/2024	12:00	0	0	9	38	41	20	9	2	0	0	0	0	0	0	0	0	0	0	0	119	31.9	38.2	25 to 35	66.4	72	60.5
09/05/2024	13:00	0	0	7	36	35	22	6	4	1	1	0	0	0	0	0	0	0	0	0	112	32.6	38.9	25 to 35	63.4	69	61.6
09/05/2024	14:00	0	3	5	34	41	18	6	0	0	0	0	0	0	0	0	0	0	0	0	107	31.3	37.2	25 to 35	70.1	65	60.7
09/05/2024	15:00	0	0	8	22	33	22	5	0	0	0	0	0	0	0	0	0	0	0	0	90	32	38	25 to 35	61.1	60	66.7
09/05/2024	16:00	1	1	5	29	33	26	12	4	1	0	0	0	0	0	0	0	0	0	0	112	33.3	40	25 to 35	55.4	76	67.9
09/05/2024	17:00	0	0	6	30	32	25	9	3	4	1	0	0	0	0	0	0	0	0	0	110	33.8	40.6	25 to 35	56.4	74	67.3
09/05/2024	18:00	1	0	2	18	24	19	14	3	1	0	0	0	0	0	0	0	0	0	0	82	34.4	42.1	30 to 40	52.4	61	74.4
09/05/2024	19:00	0	0	0	7	10	14	10	3	2	0	0	0	0	0	0	0	0	0	0	46	37	44	30 to 40	52.2	39	84.8
09/05/2024	20:00	1	0	1	10	4	5	2	2	1	1	0	0	0	0	0	0	0	0	0	27	33.6	45	25 to 35	51.9	15	55.6
09/05/2024	21:00	0	0	0	5	10	2	2	2	0	0	0	0	0	0	0	0	0	0	0	21	33.8	42.5	25 to 35	71.4	16	76.2
09/05/2024	22:00	0	0	0	2	6	4	3	1	0	0	0	0	0	0	0	0	0	0	0	16	35.6	43.3	30 to 40	62.5	14	87.5
09/05/2024	23:00	0	0	0	3	0	2	1	1	0	0	0	0	0	0	0	0	0	0	0	7	34.9	45	20 to 30	42.9	4	57.1
24 Hr Summary		7	8	78	401	509	318	129	35	17	5	1	0	0	0	0	0	0	0	0	1508	32.9	39.4	25 to 35	60.3	1014	67.2

Incoming Histogram
 Tue22Aug24
 SAM 9640

from Thu-Mar-21-2024-01-00-PM to Thu-Aug-22-2024-08-59-PM

Date	Starting Hr:min	<15	15 to <20	20 to <25	25 to <30	30 to <35	35 to <40	40 to <45	45 to <50	50 to <55	55 to <60	60 to <65	65 to <70	70 to <75	75 to <80	80 to <85	85 to <90	90 to <95	95 to <100	100 to >105	Total Counts	Avg Speed (MPH)	85pct Speed	10MPH Pace	% in pace	# of Speeders	% Speeders
10/05/2024	00:00	0	0	0	0	1	1	1	0	0	0	0	0	0	0	0	0	0	0	0	3	37	45	30 to 40	66.7	3	100.0
10/05/2024	01:00	0	0	0	0	1	0	0	0	0	0	0	0	0	0	0	0	0	0	0	1	32	35	25 to 35	100.0	1	100.0
10/05/2024	02:00	0	0	0	0	0	1	0	0	0	0	0	0	0	0	0	0	0	0	0	1	37	40	30 to 40	100.0	1	100.0
10/05/2024	03:00	0	0	0	0	0	0	0	1	0	0	0	0	0	0	0	0	0	0	0	1	47	50	40 to 50	100.0	1	100.0
10/05/2024	04:00	0	0	0	0	0	0	0	0	0	0	0	0	0	0	0	0	0	0	0	0	0	0	*	*	*	*
10/05/2024	05:00	0	0	0	0	0	1	1	0	2	0	0	0	0	0	0	0	0	0	0	4	45.8	52.5	35 to 45	50.0	4	100.0
10/05/2024	06:00	0	0	0	0	6	5	7	3	0	0	0	0	0	0	0	0	0	0	0	21	38.8	45	35 to 45	57.1	21	100.0
10/05/2024	07:00	1	0	4	27	43	35	28	6	2	0	0	0	0	0	0	0	0	0	0	146	35	42.5	30 to 40	53.4	114	78.1
10/05/2024	08:00	0	1	8	32	43	28	7	1	3	0	0	0	0	0	0	0	0	0	0	123	32.6	38.8	25 to 35	61.0	82	66.7
10/05/2024	09:00	0	0	22	42	45	25	9	0	0	0	0	0	0	0	0	0	0	0	0	143	30.9	37.6	25 to 35	60.8	79	55.2
10/05/2024	10:00	1	5	10	47	38	15	4	1	1	0	0	0	0	0	0	0	0	0	0	122	30.1	36	25 to 35	69.7	59	48.4
10/05/2024	11:00	2	3	20	40	45	21	7	4	0	0	0	0	0	0	0	0	0	0	0	142	30.7	37.6	25 to 35	59.9	77	54.2
10/05/2024	12:00	1	0	5	29	47	16	10	1	0	0	0	0	0	0	0	0	0	0	0	109	32.2	38.4	25 to 35	69.7	74	67.9
10/05/2024	13:00	3	3	17	29	36	27	7	0	0	0	0	0	0	0	0	0	0	0	0	122	30.6	38	25 to 35	53.3	70	57.4
10/05/2024	14:00	0	1	11	35	50	22	10	3	0	1	0	0	0	0	0	0	0	0	0	133	32.2	38.6	25 to 35	63.9	86	64.7
10/05/2024	15:00	0	1	4	24	39	32	9	1	0	0	0	0	0	0	0	0	0	0	0	110	33.2	39.1	30 to 40	64.5	81	73.6
10/05/2024	16:00	1	4	7	34	47	37	11	1	0	0	0	0	0	0	0	0	0	0	0	142	32.3	38.8	30 to 40	59.2	96	67.6
10/05/2024	17:00	0	0	7	30	33	29	18	1	3	0	0	0	0	0	0	0	0	0	0	121	33.9	41.1	25 to 35	52.1	84	69.4
10/05/2024	18:00	0	3	4	6	26	27	15	7	0	0	0	0	0	0	0	0	0	0	0	88	35.5	43	30 to 40	60.2	75	85.2
10/05/2024	19:00	0	0	4	14	13	24	9	4	2	0	0	0	0	0	0	0	0	0	0	70	35.1	42.8	30 to 40	52.9	52	74.3
10/05/2024	20:00	0	0	1	11	13	16	6	4	0	0	0	0	0	0	0	0	0	0	0	51	34.9	41.7	30 to 40	56.9	39	76.5
10/05/2024	21:00	0	0	1	5	7	9	4	4	1	0	0	0	0	0	0	0	0	0	0	31	36.4	45	30 to 40	51.6	25	80.6
10/05/2024	22:00	0	0	0	3	11	13	4	2	0	0	0	0	0	0	0	0	0	0	0	33	35.9	41.2	30 to 40	72.7	30	90.9
10/05/2024	23:00	0	0	0	1	1	5	3	1	1	0	0	0	0	0	0	0	0	0	0	12	39.3	45	35 to 45	66.7	11	91.7
24 Hr Summary		9	21	125	409	545	389	170	45	15	1	0	0	0	0	0	0	0	0	0	1729	32.9	39.6	25 to 35	55.2	1165	67.4

Incoming Histogram
 Tue22Aug24
 SAM 9640

from Thu-Mar-21-2024-01-00-PM to Thu-Aug-22-2024-08-59-PM

Date	Starting Hr:min	<15	15 to <20	20 to <25	25 to <30	30 to <35	35 to <40	40 to <45	45 to <50	50 to <55	55 to <60	60 to <65	65 to <70	70 to <75	75 to <80	80 to <85	85 to <90	90 to <95	95 to <100	100 to >105	Total Counts	Avg Speed (MPH)	85pct Speed	10MPH Pace	% in pace	# of Speeders	% Speeders
11/05/2024	00:00	0	0	0	1	0	3	1	1	2	0	0	0	0	0	0	0	0	0	0	8	41.4	52.5	35 to 45	50.0	7	87.5
11/05/2024	01:00	0	0	0	0	0	2	1	1	0	0	0	0	0	0	0	0	0	0	0	4	40.8	45	35 to 45	75.0	4	100.0
11/05/2024	02:00	0	0	0	0	0	0	0	0	1	0	0	0	0	0	0	0	0	0	0	1	52	55	45 to 55	100.0	1	100.0
11/05/2024	03:00	0	0	0	0	1	1	1	0	0	0	0	0	0	0	0	0	0	0	0	3	37	45	30 to 40	66.7	3	100.0
11/05/2024	04:00	0	0	0	0	1	3	1	0	0	0	0	0	0	0	0	0	0	0	0	5	37.2	40	30 to 40	80.0	5	100.0
11/05/2024	05:00	0	0	0	3	7	5	8	5	0	0	0	0	0	0	0	0	0	0	0	28	38.2	46	35 to 45	46.4	25	89.3
11/05/2024	06:00	0	0	0	0	6	2	1	0	1	0	0	0	0	0	0	0	0	0	0	10	36.2	40	30 to 40	80.0	10	100.0
11/05/2024	07:00	0	0	1	8	14	10	7	3	1	2	0	0	0	0	0	0	0	0	0	46	36.3	44.3	30 to 40	52.2	37	80.4
11/05/2024	08:00	0	0	2	8	21	16	13	2	3	0	0	0	0	0	0	0	0	0	0	65	36	43.1	30 to 40	56.9	55	84.6
11/05/2024	09:00	0	2	6	29	34	22	12	1	1	0	0	0	0	0	0	0	0	0	0	107	32.6	39.5	25 to 35	58.9	70	65.4
11/05/2024	10:00	0	3	10	24	43	15	6	1	0	0	0	0	0	0	0	0	0	0	0	102	31.2	37.3	25 to 35	65.7	65	63.7
11/05/2024	11:00	0	2	6	49	41	20	13	1	0	1	0	0	0	0	0	0	0	0	0	133	31.9	38.8	25 to 35	67.7	76	57.1
11/05/2024	12:00	1	1	11	44	58	31	9	1	0	0	0	0	0	0	0	0	0	0	0	156	31.7	37.9	25 to 35	65.4	99	63.5
11/05/2024	13:00	4	3	8	44	45	20	10	1	0	0	0	0	0	0	0	0	0	0	0	135	30.8	37.8	25 to 35	65.9	76	56.3
11/05/2024	14:00	2	1	14	32	47	14	8	0	0	0	0	0	0	0	0	0	0	0	0	118	30.7	36.4	25 to 35	66.9	69	58.5
11/05/2024	15:00	2	3	9	27	35	22	15	3	0	0	0	0	0	0	0	0	0	0	0	116	32.3	40.3	25 to 35	53.4	75	64.7
11/05/2024	16:00	0	2	7	24	29	30	15	2	0	1	0	0	0	0	0	0	0	0	0	110	33.6	40.7	30 to 40	53.6	77	70.0
11/05/2024	17:00	0	0	6	21	30	27	11	0	1	0	0	0	0	0	0	0	0	0	0	96	33.4	39.6	30 to 40	59.4	69	71.9
11/05/2024	18:00	0	1	1	22	14	25	14	8	2	0	0	0	0	0	0	0	0	0	0	87	35.6	43.9	30 to 40	44.8	63	72.4
11/05/2024	19:00	0	0	2	9	13	16	8	1	0	0	0	0	0	0	0	0	0	0	0	49	34.5	41.2	30 to 40	59.2	38	77.6
11/05/2024	20:00	0	0	0	7	3	10	1	5	0	0	0	0	0	0	0	0	0	0	0	26	36.1	46	30 to 40	50.0	19	73.1
11/05/2024	21:00	0	0	2	8	11	10	4	3	0	1	0	0	0	0	0	0	0	0	0	39	34.8	42.5	30 to 40	53.8	29	74.4
11/05/2024	22:00	0	0	0	6	15	8	2	2	0	0	0	0	0	0	0	0	0	0	0	33	34	39.4	30 to 40	69.7	27	81.8
11/05/2024	23:00	0	0	0	1	4	3	0	0	0	1	0	0	0	0	0	0	0	0	0	9	35.9	40	30 to 40	77.8	8	88.9
24 Hr Summary		9	18	85	367	472	315	161	41	12	6	0	0	0	0	0	0	0	0	0	1486	33	40	25 to 35	56.5	1007	67.8

Incoming Histogram

Tue22Aug24

SAM 9640

from Thu-Mar-21-2024-01-00-PM to Thu-Aug-22-2024-08-59-PM

Date	Starting Hr:min	<15	15 to <20	20 to <25	25 to <30	30 to <35	35 to <40	40 to <45	45 to <50	50 to <55	55 to <60	60 to <65	65 to <70	70 to <75	75 to <80	80 to <85	85 to <90	90 to <95	95 to <100	100 to >105	Total Counts	Avg Speed (MPH)	85pct Speed	10MPH Pace	% in pace	# of Speeders	% Speeders
12/05/2024	00:00	0	0	0	3	3	3	1	1	0	0	0	0	0	0	0	0	0	0	0	11	34.3	40	25 to 35	54.5	8	72.7
12/05/2024	01:00	0	0	0	0	1	1	0	0	0	0	0	0	0	0	0	0	0	0	0	2	34.5	40	30 to 40	100.0	2	100.0
12/05/2024	02:00	0	0	0	0	0	0	0	1	0	0	0	0	0	0	0	0	0	0	0	1	47	50	40 to 50	100.0	1	100.0
12/05/2024	03:00	0	0	0	1	0	0	0	0	0	0	0	0	0	0	0	0	0	0	0	1	27	30	20 to 30	100.0	*	*
12/05/2024	04:00	0	0	0	0	0	0	0	0	0	0	0	0	0	0	0	0	0	0	0	0	0	0	*	*	*	*
12/05/2024	05:00	0	0	0	0	0	0	1	2	0	0	0	0	0	0	0	0	0	0	0	3	45.3	50	40 to 50	100.0	3	100.0
12/05/2024	06:00	0	0	0	1	2	2	1	2	0	0	0	0	0	0	0	0	0	0	0	8	37.8	47.5	30 to 40	50.0	7	87.5
12/05/2024	07:00	0	0	3	7	7	7	5	2	1	0	0	0	0	0	0	0	0	0	0	32	34.3	43	25 to 35	43.8	22	68.8
12/05/2024	08:00	0	3	0	7	12	8	2	4	1	0	0	0	0	0	0	0	0	0	0	37	33.8	42.5	30 to 40	54.1	27	73.0
12/05/2024	09:00	0	0	2	18	29	18	7	2	0	0	0	0	0	0	0	0	0	0	0	76	33.4	39.4	25 to 35	61.8	56	73.7
12/05/2024	10:00	1	0	11	16	35	11	4	2	0	0	0	0	0	0	0	0	0	0	0	80	31.3	37.3	25 to 35	63.8	52	65.0
12/05/2024	11:00	1	3	6	47	43	21	6	3	1	0	0	0	0	0	0	0	0	0	0	131	31.3	37.6	25 to 35	68.7	74	56.5
12/05/2024	12:00	0	1	12	38	38	19	8	0	0	0	0	0	0	0	0	0	0	0	0	116	31.1	37.6	25 to 35	65.5	65	56.0
12/05/2024	13:00	0	0	10	31	30	24	7	3	0	1	0	0	0	0	0	0	0	0	0	106	32.4	39	25 to 35	57.5	65	61.3
12/05/2024	14:00	1	1	5	32	25	14	8	2	1	1	0	0	0	0	0	0	0	0	0	90	32.1	39.3	25 to 35	63.3	51	56.7
12/05/2024	15:00	0	0	5	22	24	17	12	5	0	0	0	0	0	0	0	0	0	0	0	85	33.8	41.7	25 to 35	54.1	58	68.2
12/05/2024	16:00	0	0	4	13	20	12	8	1	2	0	0	0	0	0	0	0	0	0	0	60	33.8	41.2	25 to 35	55.0	43	71.7
12/05/2024	17:00	0	1	3	10	13	12	12	5	1	0	0	0	0	0	0	0	0	0	0	57	35.4	43.8	30 to 40	43.9	43	75.4
12/05/2024	18:00	0	2	3	9	9	12	13	4	0	0	0	0	0	0	0	0	0	0	0	52	35	43.5	35 to 45	48.1	38	73.1
12/05/2024	19:00	0	0	0	4	8	10	3	0	0	0	0	0	0	0	0	0	0	0	0	25	34.6	39.5	30 to 40	72.0	21	84.0
12/05/2024	20:00	0	0	0	9	8	5	4	1	1	0	0	0	0	0	0	0	0	0	0	28	34.2	42.5	25 to 35	60.7	19	67.9
12/05/2024	21:00	0	0	0	4	9	3	0	1	0	0	0	0	0	0	0	0	0	0	0	17	32.8	36.7	25 to 35	76.5	13	76.5
12/05/2024	22:00	0	0	0	5	5	3	2	0	0	0	0	0	0	0	0	0	0	0	0	15	32.9	40	25 to 35	66.7	10	66.7
12/05/2024	23:00	0	0	1	3	2	0	0	0	0	0	0	0	0	0	0	0	0	0	0	6	27.8	32.5	25 to 35	83.3	2	33.3
24 Hr Summary		3	11	65	280	323	202	104	41	8	2	0	0	0	0	0	0	0	0	0	1039	32.9	40	25 to 35	58.0	680	65.4

Incoming Histogram
 Tue22Aug24
 SAM 9640

from Thu-Mar-21-2024-01-00-PM to Thu-Aug-22-2024-08-59-PM

Date	Starting Hr:min	<15	15 to <20	20 to <25	25 to <30	30 to <35	35 to <40	40 to <45	45 to <50	50 to <55	55 to <60	60 to <65	65 to <70	70 to <75	75 to <80	80 to <85	85 to <90	90 to <95	95 to <100	100 to >105	Total Counts	Avg Speed (MPH)	85pct Speed	10MPH Pace	% in pace	# of Speeders	% Speeders
13/05/2024	00:00	0	0	1	0	0	1	0	0	0	0	0	0	0	0	0	0	0	0	0	2	29.5	40	15 to 25	50.0	1	50.0
13/05/2024	01:00	0	0	0	0	1	0	0	0	0	0	0	0	0	0	0	0	0	0	0	1	32	35	25 to 35	100.0	1	100.0
13/05/2024	02:00	0	0	0	0	1	0	0	0	0	0	0	0	0	0	0	0	0	0	0	1	32	35	25 to 35	100.0	1	100.0
13/05/2024	03:00	0	0	0	0	0	1	0	0	0	0	0	0	0	0	0	0	0	0	0	1	37	40	30 to 40	100.0	1	100.0
13/05/2024	04:00	0	0	0	0	0	0	0	0	0	0	0	0	0	0	0	0	0	0	0	0	0	0	*	*	*	*
13/05/2024	05:00	0	0	0	0	0	0	2	0	0	0	0	0	0	0	0	0	0	0	0	2	42	45	35 to 45	100.0	2	100.0
13/05/2024	06:00	0	0	0	2	8	4	3	1	0	1	0	0	0	0	0	0	0	0	0	19	36.4	43.3	30 to 40	63.2	17	89.5
13/05/2024	07:00	1	0	1	20	30	34	13	3	3	1	0	0	0	0	0	0	0	0	0	106	35.1	41.5	30 to 40	60.4	84	79.2
13/05/2024	08:00	0	0	12	36	49	27	16	2	0	0	0	0	0	0	0	0	0	0	0	142	32.6	39.4	25 to 35	59.9	94	66.2
13/05/2024	09:00	1	1	15	26	29	18	7	3	0	0	0	0	0	0	0	0	0	0	0	100	31.2	38.6	25 to 35	55.0	57	57.0
13/05/2024	10:00	3	1	6	43	36	14	6	1	2	0	0	0	0	0	0	0	0	0	0	112	30.9	37.1	25 to 35	70.5	59	52.7
13/05/2024	11:00	2	0	14	37	39	16	3	2	0	0	0	0	0	0	0	0	0	0	0	113	30.3	36.2	25 to 35	67.3	60	53.1
13/05/2024	12:00	0	4	5	33	39	19	9	1	0	0	0	0	0	0	0	0	0	0	0	110	31.7	38.4	25 to 35	65.5	68	61.8
13/05/2024	13:00	0	2	3	39	32	19	4	1	0	0	0	0	0	0	0	0	0	0	0	100	31.3	37.4	25 to 35	71.0	56	56.0
13/05/2024	14:00	0	2	10	39	28	18	5	2	0	0	0	0	0	0	0	0	0	0	0	104	30.9	37.5	25 to 35	64.4	53	51.0
13/05/2024	15:00	4	2	4	35	44	17	7	0	1	0	0	0	0	0	0	0	0	0	0	114	31	37.4	25 to 35	69.3	69	60.5
13/05/2024	16:00	0	2	5	32	37	22	8	2	0	0	0	0	0	0	0	0	0	0	0	108	32.2	38.6	25 to 35	63.9	69	63.9
13/05/2024	17:00	1	2	5	24	35	25	12	4	1	0	0	0	0	0	0	0	0	0	0	109	33.3	40.4	30 to 40	55.0	77	70.6
13/05/2024	18:00	0	1	2	13	19	17	13	4	0	0	0	0	0	0	0	0	0	0	0	69	34.9	42.7	30 to 40	52.2	53	76.8
13/05/2024	19:00	0	0	1	8	10	18	12	0	0	0	0	0	0	0	0	0	0	0	0	49	35.5	42.1	35 to 45	61.2	40	81.6
13/05/2024	20:00	0	1	0	9	6	10	4	3	1	0	0	0	0	0	0	0	0	0	0	34	34.9	43.8	30 to 40	47.1	24	70.6
13/05/2024	21:00	0	0	0	1	8	6	2	1	0	0	0	0	0	0	0	0	0	0	0	18	35.6	40	30 to 40	77.8	17	94.4
13/05/2024	22:00	0	0	0	1	2	1	3	1	0	0	0	0	0	0	0	0	0	0	0	8	37.8	45	35 to 45	50.0	7	87.5
13/05/2024	23:00	0	0	0	4	2	1	0	1	0	0	0	0	0	0	0	0	0	0	0	8	32.1	40	25 to 35	75.0	4	50.0
24 Hr Summary		12	18	84	402	455	288	129	32	8	2	0	0	0	0	0	0	0	0	0	1430	32.4	39.3	25 to 35	59.9	914	63.9

Incoming Histogram
 Tue22Aug24
 SAM 9640

from Thu-Mar-21-2024-01-00-PM to Thu-Aug-22-2024-08-59-PM

Date	Starting Hr:min	<15	15 to <20	20 to <25	25 to <30	30 to <35	35 to <40	40 to <45	45 to <50	50 to <55	55 to <60	60 to <65	65 to <70	70 to <75	75 to <80	80 to <85	85 to <90	90 to <95	95 to <100	100 to >105	Total Counts	Avg Speed (MPH)	85pct Speed	10MPH Pace	% in pace	# of Speeders	% Speeders
14/05/2024	00:00	0	0	1	2	1	0	3	0	0	0	0	0	0	0	0	0	0	0	0	7	33.6	43.3	20 to 30	42.9	4	57.1
14/05/2024	01:00	0	0	1	2	0	2	0	0	0	0	0	0	0	0	0	0	0	0	0	5	30	37.5	20 to 30	60.0	2	40.0
14/05/2024	02:00	0	0	0	0	0	0	0	0	0	0	0	0	0	0	0	0	0	0	0	0	0	0	*	*	*	*
14/05/2024	03:00	0	0	0	0	0	0	0	1	0	0	0	0	0	0	0	0	0	0	0	1	47	50	40 to 50	100.0	1	100.0
14/05/2024	04:00	0	0	0	0	0	0	0	0	0	0	0	0	0	0	0	0	0	0	0	0	0	0	*	*	*	*
14/05/2024	05:00	0	0	0	0	2	0	0	0	1	0	0	0	0	0	0	0	0	0	0	3	38.7	55	25 to 35	66.7	3	100.0
14/05/2024	06:00	0	0	0	1	1	6	0	6	0	0	0	0	0	0	0	0	0	0	0	14	40.4	48.3	30 to 40	50.0	13	92.9
14/05/2024	07:00	2	0	4	17	22	32	23	11	1	1	0	0	0	0	0	0	0	0	0	113	36.2	44.1	35 to 45	48.7	90	79.6
14/05/2024	08:00	37	3	6	32	35	31	7	3	0	0	0	0	0	0	0	0	0	0	0	154	26.4	37.9	25 to 35	43.5	76	49.4
14/05/2024	09:00	0	0	10	31	38	32	7	1	0	0	1	0	0	0	0	0	0	0	0	120	32.5	38.6	30 to 40	58.3	79	65.8
14/05/2024	10:00	1	2	6	31	37	14	6	3	0	0	0	0	0	0	0	0	0	0	0	100	31.5	37.9	25 to 35	68.0	60	60.0
14/05/2024	11:00	2	1	14	41	38	16	4	0	0	0	0	0	0	0	0	0	0	0	0	116	29.9	35.9	25 to 35	68.1	58	50.0
14/05/2024	12:00	0	1	12	33	28	19	9	1	0	0	0	0	0	0	0	0	0	0	0	103	31.4	38.7	25 to 35	59.2	57	55.3
14/05/2024	13:00	1	0	1	23	31	18	7	1	0	0	0	0	0	0	0	0	0	0	0	82	32.6	38.9	25 to 35	65.9	57	69.5
14/05/2024	14:00	2	2	10	31	46	15	5	1	1	0	0	0	0	0	0	0	0	0	0	113	30.9	36.7	25 to 35	68.1	68	60.2
14/05/2024	15:00	0	0	5	28	40	15	7	1	0	0	0	0	0	0	0	0	0	0	0	96	32.1	38	25 to 35	70.8	63	65.6
14/05/2024	16:00	0	0	8	30	37	17	8	3	0	0	0	0	0	0	0	0	0	0	0	103	32.2	38.8	25 to 35	65.0	65	63.1
14/05/2024	17:00	0	0	8	25	37	28	10	2	1	0	0	0	0	0	0	0	0	0	0	111	33.1	39.3	30 to 40	58.6	78	70.3
14/05/2024	18:00	0	0	4	19	16	21	8	4	1	0	0	0	0	0	0	0	0	0	0	73	34.1	41.2	30 to 40	50.7	50	68.5
14/05/2024	19:00	0	0	1	6	11	6	4	2	1	0	0	0	0	0	0	0	0	0	0	31	34.7	42.5	25 to 35	54.8	24	77.4
14/05/2024	20:00	0	0	0	5	5	6	6	1	0	0	0	0	0	0	0	0	0	0	0	23	35.8	43.3	35 to 45	52.2	18	78.3
14/05/2024	21:00	0	0	2	6	13	9	5	1	0	0	0	0	0	0	0	0	0	0	0	36	33.8	41	30 to 40	61.1	28	77.8
14/05/2024	22:00	0	0	1	1	6	4	0	1	1	0	0	0	0	0	0	0	0	0	0	14	35	40	30 to 40	71.4	12	85.7
14/05/2024	23:00	0	0	0	2	3	0	0	0	0	0	0	0	0	0	0	0	0	0	0	5	30	33.3	25 to 35	100.0	3	60.0
24 Hr Summary		45	9	94	366	447	291	119	43	7	1	1	0	0	0	0	0	0	0	0	1423	32	39.3	25 to 35	57.1	909	63.9

Incoming Histogram

Tue22Aug24

SAM 9640

from Thu-Mar-21-2024-01-00-PM to Thu-Aug-22-2024-08-59-PM

Date	Starting Hr:min	<15	15 to <20	20 to <25	25 to <30	30 to <35	35 to <40	40 to <45	45 to <50	50 to <55	55 to <60	60 to <65	65 to <70	70 to <75	75 to <80	80 to <85	85 to <90	90 to <95	95 to <100	100 to >105	Total Counts	Avg Speed (MPH)	85pct Speed	10MPH Pace	% in pace	# of Speeders	% Speeders
15/05/2024	00:00	0	0	0	0	3	0	2	0	0	0	0	0	0	0	0	0	0	0	0	5	36	42.5	25 to 35	60.0	5	100.0
15/05/2024	01:00	0	0	1	0	0	1	0	0	0	0	0	0	0	0	0	0	0	0	0	2	29.5	40	15 to 25	50.0	1	50.0
15/05/2024	02:00	0	0	0	0	1	0	0	0	0	0	0	0	0	0	0	0	0	0	0	1	32	35	25 to 35	100.0	1	100.0
15/05/2024	03:00	0	0	0	0	0	0	0	0	0	0	0	0	0	0	0	0	0	0	0	0	0	0	*	*	*	*
15/05/2024	04:00	0	0	0	0	0	0	0	0	0	0	0	0	0	0	0	0	0	0	0	0	0	0	*	*	*	*
15/05/2024	05:00	0	0	0	1	1	0	1	0	1	0	0	0	0	0	0	0	0	0	0	4	38.3	45	25 to 35	50.0	3	75.0
15/05/2024	06:00	0	1	0	0	2	2	3	1	0	0	0	0	0	0	0	0	0	0	0	9	36.6	45	35 to 45	55.6	8	88.9
15/05/2024	07:00	3	0	2	22	21	28	20	9	1	0	0	0	0	0	0	0	0	0	0	106	35.1	43.5	30 to 40	46.2	79	74.5
15/05/2024	08:00	20	0	9	35	53	22	10	2	1	0	0	0	0	0	0	0	0	0	0	152	29.1	37.7	25 to 35	57.9	88	57.9
15/05/2024	09:00	74	4	15	29	26	14	9	3	1	0	0	0	0	0	0	0	0	0	0	175	21.1	35.4	5 to 15	42.3	53	30.3
15/05/2024	10:00	11	1	7	31	29	12	11	1	0	1	0	0	0	0	0	0	0	0	0	104	29.4	38.8	25 to 35	57.7	54	51.9
15/05/2024	11:00	0	1	4	31	37	20	7	0	0	0	0	0	0	0	0	0	0	0	0	100	32	38	25 to 35	68.0	64	64.0
15/05/2024	12:00	0	1	10	47	34	25	7	2	1	0	0	0	0	0	0	0	0	0	0	127	31.6	38.2	25 to 35	63.8	69	54.3
15/05/2024	13:00	0	0	7	37	38	22	9	0	0	0	0	0	0	0	0	0	0	0	0	113	31.9	38.2	25 to 35	66.4	69	61.1
15/05/2024	14:00	4	0	5	32	31	22	12	1	0	0	0	0	0	0	0	0	0	0	0	107	31.9	39.3	25 to 35	58.9	66	61.7
15/05/2024	15:00	0	0	16	37	42	22	10	2	1	0	0	0	0	0	0	0	0	0	0	130	31.8	38.4	25 to 35	60.8	77	59.2
15/05/2024	16:00	0	0	4	34	45	24	13	3	0	0	0	0	0	0	0	0	0	0	0	123	33.1	39.6	25 to 35	64.2	85	69.1
15/05/2024	17:00	1	1	3	24	25	31	11	3	0	0	0	0	0	0	0	0	0	0	0	99	33.6	39.8	30 to 40	56.6	70	70.7
15/05/2024	18:00	1	0	8	18	17	12	9	0	0	2	1	0	0	0	0	0	0	0	0	68	32.8	41.1	25 to 35	51.5	41	60.3
15/05/2024	19:00	0	0	0	6	12	7	6	1	0	0	0	0	0	0	0	0	0	0	0	32	34.7	41.7	30 to 40	59.4	26	81.3
15/05/2024	20:00	0	0	1	12	15	9	4	2	0	0	0	0	0	0	0	0	0	0	0	43	33.3	40	25 to 35	62.8	30	69.8
15/05/2024	21:00	0	0	0	7	10	5	4	0	1	0	0	0	0	0	0	0	0	0	0	27	34	41.2	25 to 35	63.0	20	74.1
15/05/2024	22:00	0	0	0	2	2	3	7	1	0	0	0	0	0	0	0	0	0	0	0	15	38	44.3	35 to 45	66.7	13	86.7
15/05/2024	23:00	0	0	0	4	1	1	2	0	0	0	0	0	0	0	0	0	0	0	0	8	32.8	42.5	25 to 35	62.5	4	50.0
24 Hr Summary		114	9	92	409	445	282	157	31	7	3	1	0	0	0	0	0	0	0	0	1550	30.9	39.4	25 to 35	55.1	926	59.7

Date	Starting Hr:min	<15	15 to <20	20 to <25	25 to <30	30 to <35	35 to <40	40 to <45	45 to <50	50 to <55	55 to <60	60 to <65	65 to <70	70 to <75	75 to <80	80 to <85	85 to <90	90 to <95	95 to <100	100 to >105	Total Counts	Avg Speed (MPH)	85pct Speed	10MPH Pace	% in pace	# of Speeders	% Speeders
16/05/2024	00:00	0	0	0	0	1	2	1	0	0	0	0	0	0	0	0	0	0	0	0	4	37	40	30 to 40	75.0	4	100.0
16/05/2024	01:00	0	0	0	1	3	4	0	0	0	0	0	0	0	0	0	0	0	0	0	8	33.9	38.8	30 to 40	87.5	7	87.5
16/05/2024	02:00	0	0	0	0	0	0	0	0	0	0	0	0	0	0	0	0	0	0	0	0	0	0	*	*	*	*
16/05/2024	03:00	0	0	0	0	0	0	0	0	0	0	0	0	0	0	0	0	0	0	0	0	0	0	*	*	*	*
16/05/2024	04:00	0	0	0	0	0	0	0	0	0	0	0	0	0	0	0	0	0	0	0	0	0	0	*	*	*	*
16/05/2024	05:00	0	0	0	1	0	1	2	1	1	0	0	0	0	0	0	0	0	0	0	6	41.2	50	35 to 45	50.0	5	83.3
16/05/2024	06:00	0	0	1	3	1	6	6	0	0	1	0	0	0	0	0	0	0	0	0	18	37.1	43.3	35 to 45	66.7	14	77.8
16/05/2024	07:00	0	1	2	19	29	25	26	8	2	1	0	0	0	0	0	0	0	0	0	113	36.3	43.8	30 to 40	47.8	91	80.5
16/05/2024	08:00	2	2	12	38	53	31	15	1	0	0	0	0	0	0	0	0	0	0	0	154	32	38.9	25 to 35	59.1	100	64.9
16/05/2024	09:00	0	0	7	27	29	13	6	4	0	0	0	0	0	0	0	0	0	0	0	86	32.1	38.8	25 to 35	65.1	52	60.5
16/05/2024	10:00	0	0	3	25	25	20	4	2	0	0	0	0	0	0	0	0	0	0	0	79	32.6	38.5	25 to 35	63.3	51	64.6
16/05/2024	11:00	0	3	19	34	32	10	1	4	0	0	0	0	0	0	0	0	0	0	0	103	29.6	35	25 to 35	64.1	47	45.6
16/05/2024	12:00	1	4	12	34	27	11	6	2	0	1	0	0	0	0	0	0	0	0	0	98	30.3	37.3	25 to 35	62.2	47	48.0
16/05/2024	13:00	0	4	11	35	28	12	5	1	0	0	0	0	0	0	0	0	0	0	0	96	30.1	36.7	25 to 35	65.6	46	47.9
16/05/2024	14:00	1	0	14	41	31	16	5	0	0	0	0	0	0	0	0	0	0	0	0	108	30.2	36.6	25 to 35	66.7	52	48.1
16/05/2024	15:00	4	0	4	37	44	12	12	2	0	0	0	0	0	0	0	0	0	0	0	115	31.5	38.8	25 to 35	70.4	70	60.9
16/05/2024	16:00	1	1	7	36	27	21	4	0	0	0	0	0	0	0	0	0	0	0	0	97	30.9	37.4	25 to 35	64.9	52	53.6
16/05/2024	17:00	0	0	3	23	26	15	12	1	0	0	0	0	0	0	0	0	0	0	0	80	33.2	40.4	25 to 35	61.3	54	67.5
16/05/2024	18:00	2	0	1	23	30	15	10	0	1	1	0	0	0	0	0	0	0	0	0	83	32.9	40	25 to 35	63.9	57	68.7
16/05/2024	19:00	0	0	5	9	16	8	2	3	2	0	0	0	0	0	0	0	0	0	0	45	33.4	40	25 to 35	55.6	31	68.9
16/05/2024	20:00	0	0	1	7	6	10	6	2	0	0	0	0	0	0	0	0	0	0	0	32	35.2	42.5	30 to 40	50.0	24	75.0
16/05/2024	21:00	0	0	0	3	2	5	4	1	1	0	0	0	0	0	0	0	0	0	0	16	37.4	45	35 to 45	56.3	13	81.3
16/05/2024	22:00	0	0	0	11	11	2	4	0	0	0	0	0	0	0	0	0	0	0	0	28	32	40	25 to 35	78.6	17	60.7
16/05/2024	23:00	0	0	0	2	4	2	3	1	0	0	0	0	0	0	0	0	0	0	0	12	35.8	43.3	25 to 35	50.0	10	83.3
24 Hr Summary		11	15	102	409	425	241	134	33	7	4	0	0	0	0	0	0	0	0	0	1381	32.2	39.4	25 to 35	60.4	844	61.1

Incoming Histogram
 Tue22Aug24
 SAM 9640

from Thu-Mar-21-2024-01-00-PM to Thu-Aug-22-2024-08-59-PM

Date	Starting Hr:min	<15	15 to <20	20 to <25	25 to <30	30 to <35	35 to <40	40 to <45	45 to <50	50 to <55	55 to <60	60 to <65	65 to <70	70 to <75	75 to <80	80 to <85	85 to <90	90 to <95	95 to <100	100 to >105	Total Counts	Avg Speed (MPH)	85pct Speed	10MPH Pace	% in pace	# of Speeders	% Speeders
17/05/2024	00:00	0	0	1	0	1	2	0	2	0	0	0	0	0	0	0	0	0	0	0	6	37	47.5	30 to 40	50.0	5	83.3
17/05/2024	01:00	0	0	0	2	1	1	0	0	0	0	0	0	0	0	0	0	0	0	0	4	30.8	35	25 to 35	75.0	2	50.0
17/05/2024	02:00	0	0	0	0	0	0	1	0	0	1	0	0	0	0	0	0	0	0	0	2	49.5	60	35 to 45	50.0	2	100.0
17/05/2024	03:00	0	0	0	0	0	1	0	0	0	0	0	0	0	0	0	0	0	0	0	1	37	40	30 to 40	100.0	1	100.0
17/05/2024	04:00	0	0	0	0	0	1	0	0	0	0	0	0	0	0	0	0	0	0	0	1	37	40	30 to 40	100.0	1	100.0
17/05/2024	05:00	0	0	0	0	0	0	2	0	0	1	0	0	0	0	0	0	0	0	0	3	47	60	35 to 45	66.7	3	100.0
17/05/2024	06:00	0	0	0	2	4	3	2	4	1	0	0	0	0	0	0	0	0	0	0	16	38.6	48.8	30 to 40	43.8	14	87.5
17/05/2024	07:00	0	1	1	11	24	34	16	3	2	0	0	0	0	0	0	0	0	0	0	92	36	42.2	30 to 40	63.0	79	85.9
17/05/2024	08:00	0	1	18	28	50	30	17	6	0	1	0	0	0	0	0	0	0	0	0	151	33	40.3	30 to 40	53.0	104	68.9
17/05/2024	09:00	0	1	10	48	48	30	11	1	0	0	0	0	0	0	0	0	0	0	0	149	31.9	38.3	25 to 35	64.4	90	60.4
17/05/2024	10:00	0	0	5	35	45	25	8	0	0	0	0	0	0	0	0	0	0	0	0	118	32.3	38	25 to 35	67.8	78	66.1
17/05/2024	11:00	2	1	14	43	40	18	7	1	0	0	0	0	0	0	0	0	0	0	0	126	30.5	36.9	25 to 35	65.9	66	52.4
17/05/2024	12:00	0	0	8	40	52	23	9	3	0	0	0	0	0	0	0	0	0	0	0	135	32.2	38.3	25 to 35	68.1	87	64.4
17/05/2024	13:00	0	6	18	40	44	23	4	1	0	0	0	0	0	0	0	0	0	0	0	136	30.2	36.7	25 to 35	61.8	72	52.9
17/05/2024	14:00	0	1	7	47	50	19	8	2	0	0	0	0	0	0	0	0	0	0	0	134	31.5	37.4	25 to 35	72.4	79	59.0
17/05/2024	15:00	1	2	11	49	54	21	6	4	1	0	0	0	0	0	0	0	0	0	0	149	31.3	37.4	25 to 35	69.1	86	57.7
17/05/2024	16:00	1	0	8	37	33	28	4	3	0	0	0	0	0	0	0	0	0	0	0	114	31.9	38.2	25 to 35	61.4	68	59.6
17/05/2024	17:00	0	1	6	30	35	35	14	3	0	0	0	0	0	0	0	0	0	0	0	124	33.5	39.7	30 to 40	56.5	87	70.2
17/05/2024	18:00	0	0	1	18	26	30	8	5	2	0	0	0	0	0	0	0	0	0	0	90	35.1	40.6	30 to 40	62.2	71	78.9
17/05/2024	19:00	0	0	0	9	17	13	8	5	2	0	0	0	0	0	0	0	0	0	0	54	36.2	44.4	30 to 40	55.6	45	83.3
17/05/2024	20:00	1	0	1	6	12	11	9	3	1	0	0	0	0	0	0	0	0	0	0	44	35.6	43.3	30 to 40	52.3	36	81.8
17/05/2024	21:00	0	0	7	10	17	7	3	2	2	0	0	0	0	0	0	0	0	0	0	48	32.6	40	25 to 35	56.3	31	64.6
17/05/2024	22:00	0	0	0	8	9	5	6	0	0	0	0	0	0	0	0	0	0	0	0	28	33.8	41.7	25 to 35	60.7	20	71.4
17/05/2024	23:00	0	0	0	2	2	3	3	0	2	1	0	0	0	0	0	0	0	0	0	13	39.7	52.5	35 to 45	46.2	11	84.6
24 Hr Summary		5	14	116	465	564	363	146	48	13	4	0	0	0	0	0	0	0	0	0	1738	32.7	39.3	25 to 35	59.2	1138	65.5

Incoming Histogram
 Tue22Aug24
 SAM 9640

from Thu-Mar-21-2024-01-00-PM to Thu-Aug-22-2024-08-59-PM

Date	Starting Hr:min	<15	15 to <20	20 to <25	25 to <30	30 to <35	35 to <40	40 to <45	45 to <50	50 to <55	55 to <60	60 to <65	65 to <70	70 to <75	75 to <80	80 to <85	85 to <90	90 to <95	95 to <100	100 to >105	Total Counts	Avg Speed (MPH)	85pct Speed	10MPH Pace	% in pace	# of Speeders	% Speeders
18/05/2024	00:00	0	0	0	0	3	1	2	0	0	0	0	0	0	0	0	0	0	0	0	6	36.3	42.5	30 to 40	66.7	6	100.0
18/05/2024	01:00	0	0	0	0	1	0	0	0	0	0	0	0	0	0	0	0	0	0	0	1	32	35	25 to 35	100.0	1	100.0
18/05/2024	02:00	0	0	0	0	0	1	0	0	0	0	0	0	0	0	0	0	0	0	0	1	37	40	30 to 40	100.0	1	100.0
18/05/2024	03:00	0	0	0	0	0	1	0	0	0	0	0	0	0	0	0	0	0	0	0	1	37	40	30 to 40	100.0	1	100.0
18/05/2024	04:00	0	0	0	0	0	0	0	0	0	0	0	0	0	0	0	0	0	0	0	0	0	0	*	*	*	*
18/05/2024	05:00	0	0	0	0	2	2	1	1	0	0	0	0	0	0	0	0	0	0	0	6	37.8	45	30 to 40	66.7	6	100.0
18/05/2024	06:00	0	1	1	7	12	2	1	4	1	0	0	0	0	0	0	0	0	0	0	29	33.6	46.2	25 to 35	65.5	20	69.0
18/05/2024	07:00	1	0	3	11	14	16	12	7	0	0	0	0	0	0	0	0	0	0	0	64	35.4	43.8	30 to 40	46.9	49	76.6
18/05/2024	08:00	1	1	1	29	18	20	5	3	1	1	1	0	0	0	0	0	0	0	0	81	33.3	39.8	25 to 35	58.0	49	60.5
18/05/2024	09:00	1	2	18	63	56	19	11	3	1	0	0	0	0	0	0	0	0	0	0	174	30.8	37.1	25 to 35	68.4	90	51.7
18/05/2024	10:00	3	2	34	95	76	35	3	2	0	0	0	0	0	0	0	0	0	0	0	250	29.8	35.3	25 to 35	68.4	116	46.4
18/05/2024	11:00	1	8	31	85	63	43	6	2	0	0	0	0	0	0	0	0	0	0	0	239	30	36.7	25 to 35	61.9	114	47.7
18/05/2024	12:00	6	5	24	64	56	28	8	1	0	0	0	0	0	0	0	0	0	0	0	192	29.7	36.4	25 to 35	62.5	93	48.4
18/05/2024	13:00	0	1	4	56	71	33	12	2	1	0	0	0	0	0	0	0	0	0	0	180	32.4	38.2	25 to 35	70.6	119	66.1
18/05/2024	14:00	1	0	15	48	54	28	3	1	0	0	0	0	0	0	0	0	0	0	0	150	30.9	36.8	25 to 35	68.0	86	57.3
18/05/2024	15:00	1	1	4	29	37	24	10	4	0	0	0	0	0	0	0	0	0	0	0	110	32.9	39.6	25 to 35	60.0	75	68.2
18/05/2024	16:00	0	1	1	29	33	17	6	8	1	0	0	0	0	0	0	0	0	0	0	96	33.5	40.8	25 to 35	64.6	65	67.7
18/05/2024	17:00	0	0	2	24	19	28	12	5	1	0	0	0	0	0	0	0	0	0	0	91	34.7	41.7	30 to 40	51.6	65	71.4
18/05/2024	18:00	0	0	5	15	15	13	11	9	1	0	0	0	0	0	0	0	0	0	0	69	35.3	45	25 to 35	43.5	49	71.0
18/05/2024	19:00	2	0	5	15	15	13	9	3	1	0	0	0	0	0	0	0	0	0	0	63	32.9	42.2	25 to 35	47.6	41	65.1
18/05/2024	20:00	0	0	0	6	9	5	4	2	0	0	0	0	1	0	0	0	0	0	0	27	36.1	43.8	25 to 35	55.6	21	77.8
18/05/2024	21:00	0	0	1	10	8	6	1	1	2	0	0	0	0	0	0	0	0	0	0	29	33.4	40	25 to 35	62.1	18	62.1
18/05/2024	22:00	0	0	0	6	5	4	2	3	0	0	0	0	0	0	0	0	0	0	0	20	34.8	45	25 to 35	55.0	14	70.0
18/05/2024	23:00	0	0	0	3	8	4	1	0	0	0	0	0	0	0	0	0	0	0	0	16	33.1	38.8	30 to 40	75.0	13	81.3
24 Hr Summary		17	22	149	595	575	343	120	61	10	1	1	0	1	0	0	0	0	0	0	1895	31.8	38.7	25 to 35	61.7	1112	58.7

Incoming Histogram

Tue22Aug24

SAM 9640

from Thu-Mar-21-2024-01-00-PM to Thu-Aug-22-2024-08-59-PM

Date	Starting Hr:min	<15	15 to <20	20 to <25	25 to <30	30 to <35	35 to <40	40 to <45	45 to <50	50 to <55	55 to <60	60 to <65	65 to <70	70 to <75	75 to <80	80 to <85	85 to <90	90 to <95	95 to <100	100 to >105	Total Counts	Avg Speed (MPH)	85pct Speed	10MPH Pace	% in pace	# of Speeders	% Speeders
19/05/2024	00:00	0	0	1	3	3	0	1	0	0	1	0	0	0	0	0	0	0	0	0	9	33.2	45	25 to 35	66.7	5	55.6
19/05/2024	01:00	0	0	0	0	0	2	1	0	0	0	0	0	0	0	0	0	0	0	0	3	38.7	45	35 to 45	100.0	3	100.0
19/05/2024	02:00	0	0	0	0	1	0	2	0	0	0	0	0	0	0	0	0	0	0	0	3	39	45	35 to 45	66.7	3	100.0
19/05/2024	03:00	0	0	0	0	0	0	0	0	0	1	0	0	0	0	0	0	0	0	0	1	57	60	50 to 60	100.0	1	100.0
19/05/2024	04:00	0	0	0	0	0	0	0	0	0	0	0	0	0	0	0	0	0	0	0	0	0	0	*	*	*	*
19/05/2024	05:00	0	0	0	0	0	1	2	0	0	0	0	0	0	0	0	0	0	0	0	3	40.3	45	35 to 45	100.0	3	100.0
19/05/2024	06:00	0	0	0	1	5	4	2	2	0	0	0	0	0	0	0	0	0	0	0	14	36.7	45	30 to 40	64.3	13	92.9
19/05/2024	07:00	0	0	1	1	6	5	6	1	0	0	0	0	0	0	0	0	0	0	0	20	36.3	43.3	30 to 40	55.0	18	90.0
19/05/2024	08:00	0	2	2	7	10	12	3	2	0	0	0	0	0	0	0	0	0	0	0	38	33.2	39.6	30 to 40	57.9	27	71.1
19/05/2024	09:00	0	0	3	14	29	14	11	6	0	0	0	1	0	0	0	0	0	0	0	78	34.9	42.7	25 to 35	55.1	61	78.2
19/05/2024	10:00	0	1	4	27	24	17	9	1	0	0	0	0	0	0	0	0	0	0	0	83	32.3	39.4	25 to 35	61.4	51	61.4
19/05/2024	11:00	0	5	10	39	46	17	7	4	0	0	0	0	0	0	0	0	0	0	0	128	31.2	37.6	25 to 35	66.4	74	57.8
19/05/2024	12:00	0	0	5	30	35	31	8	3	0	0	0	0	0	0	0	0	0	0	0	112	33.1	39	30 to 40	58.9	77	68.8
19/05/2024	13:00	0	2	4	28	41	24	4	2	0	0	0	0	0	0	0	0	0	0	0	105	32.2	37.9	25 to 35	65.7	71	67.6
19/05/2024	14:00	4	2	8	21	28	18	5	0	1	0	0	0	0	0	0	0	0	0	0	87	30.8	38.1	25 to 35	56.3	52	59.8
19/05/2024	15:00	0	0	7	21	31	11	5	4	0	0	0	0	0	0	0	0	0	0	0	79	32.2	38.6	25 to 35	65.8	51	64.6
19/05/2024	16:00	1	0	2	19	24	14	8	4	0	0	0	0	0	0	0	0	0	0	0	72	33.3	40.6	25 to 35	59.7	50	69.4
19/05/2024	17:00	1	0	1	9	18	12	6	2	0	0	0	0	0	0	0	0	0	0	0	49	33.8	40.8	30 to 40	61.2	38	77.6
19/05/2024	18:00	2	0	0	1	9	13	8	2	1	0	0	0	0	0	0	0	0	0	0	36	36.4	43.8	30 to 40	61.1	33	91.7
19/05/2024	19:00	0	0	1	1	11	6	5	3	1	1	0	0	0	0	0	0	0	0	0	29	37.6	46.7	30 to 40	58.6	27	93.1
19/05/2024	20:00	0	0	1	10	10	6	4	0	0	0	0	0	0	0	0	0	0	0	0	31	32.5	39.2	25 to 35	64.5	20	64.5
19/05/2024	21:00	0	0	1	8	4	4	3	1	0	0	0	0	0	0	0	0	0	0	0	21	33	41.7	25 to 35	57.1	12	57.1
19/05/2024	22:00	0	0	0	6	5	4	1	2	0	0	0	0	0	0	0	0	0	0	0	18	33.9	40	25 to 35	61.1	12	66.7
19/05/2024	23:00	0	0	2	3	3	1	0	0	0	0	0	0	0	0	0	0	0	0	0	9	28.7	35	25 to 35	66.7	4	44.4
24 Hr Summary		8	12	53	249	343	216	101	39	3	3	0	1	0	0	0	0	0	0	0	1028	33	39.8	25 to 35	57.6	706	68.7

Incoming Histogram
 Tue22Aug24
 SAM 9640

from Thu-Mar-21-2024-01-00-PM to Thu-Aug-22-2024-08-59-PM

Date	Starting Hr:min	<15	15 to <20	20 to <25	25 to <30	30 to <35	35 to <40	40 to <45	45 to <50	50 to <55	55 to <60	60 to <65	65 to <70	70 to <75	75 to <80	80 to <85	85 to <90	90 to <95	95 to <100	100 to >105	Total Counts	Avg Speed (MPH)	85pct Speed	10MPH Pace	% in pace	# of Speeders	% Speeders
20/05/2024	00:00	0	0	0	0	1	3	1	1	0	0	0	0	0	0	0	0	0	0	0	6	38.7	45	30 to 40	66.7	6	100.0
20/05/2024	01:00	0	0	0	0	1	1	0	0	0	0	0	0	0	0	0	0	0	0	0	2	34.5	40	30 to 40	100.0	2	100.0
20/05/2024	02:00	0	0	0	1	0	0	0	0	0	0	0	0	0	0	0	0	0	0	0	1	27	30	20 to 30	100.0	*	*
20/05/2024	03:00	0	0	0	0	0	0	0	0	0	0	0	0	0	0	0	0	0	0	0	0	0	0	*	*	*	*
20/05/2024	04:00	0	0	0	0	0	0	0	0	0	0	0	0	0	0	0	0	0	0	0	0	0	0	*	*	*	*
20/05/2024	05:00	0	0	0	0	0	0	2	0	0	0	0	0	0	0	0	0	0	0	0	2	42	45	35 to 45	100.0	2	100.0
20/05/2024	06:00	0	0	0	3	7	7	1	2	0	0	0	0	0	0	0	0	0	0	0	20	35.2	40	30 to 40	70.0	17	85.0
20/05/2024	07:00	0	2	9	21	30	24	13	16	0	0	1	0	0	0	0	0	0	0	0	116	34.9	45	30 to 40	46.6	84	72.4
20/05/2024	08:00	0	3	12	39	49	21	10	4	1	0	0	0	0	0	0	0	0	0	0	139	31.8	38.6	25 to 35	63.3	85	61.2
20/05/2024	09:00	0	0	12	42	44	24	6	0	0	0	0	0	0	0	0	0	0	0	0	128	31.2	37.3	25 to 35	67.2	74	57.8
20/05/2024	10:00	0	5	9	33	37	16	8	1	0	0	0	0	0	0	0	0	0	0	0	109	31	37.8	25 to 35	64.2	62	56.9
20/05/2024	11:00	0	0	14	38	35	16	2	1	0	0	0	0	0	0	0	0	0	0	0	106	30.4	35.9	25 to 35	68.9	54	50.9
20/05/2024	12:00	1	1	10	29	38	22	5	0	0	0	0	0	0	0	0	0	0	0	0	106	31.2	37.5	25 to 35	63.2	65	61.3
20/05/2024	13:00	0	0	15	42	37	22	4	0	2	0	0	0	0	0	0	0	0	0	0	122	31	37.3	25 to 35	64.8	65	53.3
20/05/2024	14:00	1	2	6	47	42	15	10	5	1	0	0	0	0	0	0	0	0	0	0	129	31.8	39	25 to 35	69.0	73	56.6
20/05/2024	15:00	0	0	6	41	48	20	9	0	0	0	0	0	0	0	0	0	0	0	0	124	31.8	37.5	25 to 35	71.8	77	62.1
20/05/2024	16:00	0	0	0	30	24	23	6	1	0	1	0	0	0	0	0	0	0	0	0	85	33.1	38.9	25 to 35	63.5	55	64.7
20/05/2024	17:00	0	0	4	33	39	24	8	8	0	0	0	0	0	0	0	0	0	0	0	116	33.4	39.8	25 to 35	62.1	79	68.1
20/05/2024	18:00	0	0	3	11	19	24	8	3	0	0	0	0	0	0	0	0	0	0	0	68	34.7	40.6	30 to 40	63.2	54	79.4
20/05/2024	19:00	0	0	1	10	10	11	10	0	1	0	0	0	0	0	0	0	0	0	0	43	35	42.5	30 to 40	48.8	32	74.4
20/05/2024	20:00	0	0	0	6	4	10	4	1	0	0	0	0	0	0	0	0	0	0	0	25	35.2	41.2	30 to 40	56.0	19	76.0
20/05/2024	21:00	0	1	0	8	13	4	1	0	0	0	0	0	0	0	0	0	0	0	0	27	31.3	36.2	25 to 35	77.8	18	66.7
20/05/2024	22:00	0	0	0	0	3	2	0	0	0	0	0	0	0	0	0	0	0	0	0	5	34.2	37.5	30 to 40	100.0	5	100.0
20/05/2024	23:00	0	1	0	1	1	1	0	0	0	0	0	0	0	0	0	0	0	0	0	4	28.3	35	25 to 35	50.0	2	50.0
24 Hr Summary		2	15	101	435	482	290	108	43	5	1	1	0	0	0	0	0	0	0	0	1483	32.3	38.9	25 to 35	61.8	930	

Incoming Histogram

Tue22Aug24

SAM 9640

from Thu-Mar-21-2024-01-00-PM to Thu-Aug-22-2024-08-59-PM

Date	Starting Hr:min	<15	15 to <20	20 to <25	25 to <30	30 to <35	35 to <40	40 to <45	45 to <50	50 to <55	55 to <60	60 to <65	65 to <70	70 to <75	75 to <80	80 to <85	85 to <90	90 to <95	95 to <100	100 to >105	Total Counts	Avg Speed (MPH)	85pct Speed	10MPH Pace	% in pace	# of Speeders	% Speeders
21/05/2024	00:00	0	0	0	2	0	0	1	0	0	0	0	0	0	0	0	0	0	0	0	3	32	45	20 to 30	66.7	1	33.3
21/05/2024	01:00	0	0	0	1	0	0	0	0	0	0	0	0	0	0	0	0	0	0	0	1	27	30	20 to 30	100.0	*	*
21/05/2024	02:00	0	0	1	2	1	2	0	0	0	0	0	0	0	0	0	0	0	0	0	6	30.3	37.5	20 to 30	50.0	3	50.0
21/05/2024	03:00	0	0	0	0	0	0	0	0	0	0	0	0	0	0	0	0	0	0	0	0	0	0	*	*	*	*
21/05/2024	04:00	0	0	0	0	0	0	0	0	0	0	0	0	0	0	0	0	0	0	0	0	0	0	*	*	*	*
21/05/2024	05:00	0	0	0	0	0	0	1	0	1	0	0	0	0	0	0	0	0	0	0	2	47	55	35 to 45	50.0	2	100.0
21/05/2024	06:00	0	0	0	5	5	5	3	4	0	0	0	0	0	0	0	0	0	0	0	22	36.3	46.2	25 to 35	45.5	17	77.3
21/05/2024	07:00	0	2	6	25	29	21	22	5	1	1	0	0	0	0	0	0	0	0	0	112	34.4	42.7	25 to 35	48.2	79	70.5
21/05/2024	08:00	0	1	11	57	60	23	7	2	0	2	0	0	0	0	0	0	0	0	0	163	31.5	37.2	25 to 35	71.8	94	57.7
21/05/2024	09:00	0	3	3	27	43	24	16	2	0	0	0	0	0	0	0	0	0	0	0	118	33.2	40	25 to 35	59.3	85	72.0
21/05/2024	10:00	0	2	6	46	37	25	3	3	0	0	0	0	0	0	0	0	0	0	0	122	31.4	37.6	25 to 35	68.0	68	55.7
21/05/2024	11:00	2	5	13	36	45	15	7	1	0	0	0	0	0	0	0	0	0	0	0	124	30.2	36.3	25 to 35	65.3	68	54.8
21/05/2024	12:00	1	0	10	33	35	20	3	3	1	0	0	0	0	0	0	0	0	0	0	106	31.5	37.8	25 to 35	64.2	62	58.5
21/05/2024	13:00	0	0	2	36	28	16	8	1	1	0	0	0	0	0	0	0	0	0	0	92	32.3	38.8	25 to 35	69.6	54	58.7
21/05/2024	14:00	0	2	10	42	31	19	7	1	0	0	0	0	0	0	0	0	0	0	0	112	30.9	37.6	25 to 35	65.2	58	51.8
21/05/2024	15:00	0	0	13	50	34	23	9	3	0	0	0	0	0	0	0	0	0	0	0	132	31.4	38.3	25 to 35	63.6	69	52.3
21/05/2024	16:00	0	0	8	35	33	17	5	2	0	0	0	0	0	0	0	0	0	0	0	100	31.5	37.6	25 to 35	68.0	57	57.0
21/05/2024	17:00	0	1	1	21	31	25	8	5	1	0	0	0	0	0	0	0	0	0	0	93	34.2	40	30 to 40	60.2	70	75.3
21/05/2024	18:00	0	1	3	12	18	13	4	4	1	0	0	0	0	0	0	0	0	0	0	56	33.7	41.2	30 to 40	55.4	40	71.4
21/05/2024	19:00	0	0	1	15	12	11	4	0	0	0	0	0	0	0	0	0	0	0	0	43	32.5	39.1	25 to 35	62.8	27	62.8
21/05/2024	20:00	0	1	0	8	9	8	2	3	1	0	0	0	0	0	0	0	0	0	0	32	34.3	42.5	25 to 35	53.1	23	71.9
21/05/2024	21:00	0	0	1	4	6	7	4	0	0	0	0	0	0	0	0	0	0	0	0	22	34.2	41.2	30 to 40	59.1	17	77.3
21/05/2024	22:00	0	0	0	4	4	2	2	0	0	0	0	0	0	0	0	0	0	0	0	12	33	40	25 to 35	66.7	8	66.7
21/05/2024	23:00	0	0	0	4	2	1	0	1	0	0	0	0	0	0	0	0	0	0	0	8	32.1	40	25 to 35	75.0	4	50.0
24 Hr Summary		3	18	89	465	463	277	116	40	7	3	0	0	0	0	0	0	0	0	0	1481	32.2	39	25 to 35	62.7	906	61.2

Incoming Histogram
 Tue22Aug24
 SAM 9640

from Thu-Mar-21-2024-01-00-PM to Thu-Aug-22-2024-08-59-PM

Date	Starting Hr:min	<15	15 to <20	20 to <25	25 to <30	30 to <35	35 to <40	40 to <45	45 to <50	50 to <55	55 to <60	60 to <65	65 to <70	70 to <75	75 to <80	80 to <85	85 to <90	90 to <95	95 to <100	100 to >105	Total Counts	Avg Speed (MPH)	85pct Speed	10MPH Pace	% in pace	# of Speeders	% Speeders
22/05/2024	00:00	0	0	0	1	1	0	3	0	0	0	0	0	0	0	0	0	0	0	0	5	37.2	43.3	35 to 45	60.0	4	80.0
22/05/2024	01:00	0	0	0	1	1	0	0	0	0	0	0	0	0	0	0	0	0	0	0	2	29.5	35	25 to 35	100.0	1	50.0
22/05/2024	02:00	4	0	0	0	0	0	0	2	0	0	0	0	0	0	0	0	0	0	0	6	20.5	47.5	0 to 10	66.7	2	33.3
22/05/2024	03:00	0	0	0	0	0	1	0	0	0	0	0	0	0	0	0	0	0	0	0	1	37	40	30 to 40	100.0	1	100.0
22/05/2024	04:00	3	0	0	0	0	0	0	0	0	0	0	0	0	0	0	0	0	0	0	3	7	10	0 to 10	100.0	*	*
22/05/2024	05:00	10	0	0	0	2	1	1	0	0	0	0	0	0	0	0	0	0	0	0	14	15.5	35	0 to 10	71.4	4	28.6
22/05/2024	06:00	32	0	0	3	1	7	2	0	0	0	0	0	0	0	0	0	0	0	0	45	15.5	36.4	0 to 10	71.1	10	22.2
22/05/2024	07:00	0	1	3	24	43	23	14	4	1	0	0	0	0	0	0	0	0	0	0	113	33.9	40.7	25 to 35	59.3	85	75.2
22/05/2024	08:00	0	7	17	51	48	14	10	0	1	0	0	0	0	0	0	0	0	0	0	148	30.1	36.1	25 to 35	66.9	73	49.3
22/05/2024	09:00	0	2	9	40	35	15	3	0	0	0	0	0	0	0	0	0	0	0	0	104	30.3	35.7	25 to 35	72.1	53	51.0
22/05/2024	10:00	5	3	22	39	31	11	2	0	1	0	0	0	0	0	0	0	0	0	0	114	28.1	34.5	25 to 35	61.4	45	39.5
22/05/2024	11:00	1	3	12	40	25	8	4	0	0	0	0	0	0	0	0	0	0	0	0	93	29.1	34.6	25 to 35	69.9	37	39.8
22/05/2024	12:00	0	1	8	28	41	15	5	1	0	0	0	0	0	0	0	0	0	0	0	99	31.4	37	25 to 35	69.7	62	62.6
22/05/2024	13:00	0	2	5	22	30	18	8	1	1	0	0	0	0	0	0	0	0	0	0	87	32.5	39.2	25 to 35	59.8	58	66.7
22/05/2024	14:00	4	3	6	38	41	11	7	0	0	1	0	0	0	0	0	0	0	0	0	111	30.3	35.9	25 to 35	71.2	60	54.1
22/05/2024	15:00	0	0	8	37	41	20	8	0	0	0	0	0	0	0	0	0	0	0	0	114	31.6	37.8	25 to 35	68.4	69	60.5
22/05/2024	16:00	1	2	4	34	34	16	11	2	0	0	0	0	0	0	0	0	0	0	0	104	32	39.1	25 to 35	65.4	63	60.6
22/05/2024	17:00	2	3	8	20	28	20	13	1	1	0	0	0	0	0	0	0	0	0	0	96	32.3	40.4	25 to 35	50.0	63	65.6
22/05/2024	18:00	0	0	1	11	26	22	7	3	0	0	0	0	0	0	0	0	0	0	0	70	34.6	40	30 to 40	68.6	58	82.9
22/05/2024	19:00	0	0	3	10	19	14	3	2	0	0	0	0	0	0	0	0	0	0	0	51	33.3	38.9	30 to 40	64.7	38	74.5
22/05/2024	20:00	0	0	2	7	13	10	8	3	0	0	0	0	0	0	0	0	0	0	0	43	35	43.1	30 to 40	53.5	34	79.1
22/05/2024	21:00	0	0	0	7	6	5	2	0	0	0	0	0	0	0	0	0	0	0	0	20	32.6	39	25 to 35	65.0	13	65.0
22/05/2024	22:00	0	0	0	4	6	6	0	0	0	0	0	0	0	0	0	0	0	0	0	16	32.8	38.3	30 to 40	75.0	12	75.0
22/05/2024	23:00	0	0	0	2	1	2	0	0	0	0	0	0	0	0	0	0	0	0	0	5	32	37.5	25 to 35	60.0	3	60.0
24 Hr Summary		62	27	108	419	473	239	111	19	5	1	0	0	0	0	0	0	0	0	0	1464	30.7	38.2	25 to 35	60.9	848	57.9

Incoming Histogram
 Tue22Aug24
 SAM 9640

from Thu-Mar-21-2024-01-00-PM to Thu-Aug-22-2024-08-59-PM

Date	Starting Hr:min	<15	15 to <20	20 to <25	25 to <30	30 to <35	35 to <40	40 to <45	45 to <50	50 to <55	55 to <60	60 to <65	65 to <70	70 to <75	75 to <80	80 to <85	85 to <90	90 to <95	95 to <100	100 to >105	Total Counts	Avg Speed (MPH)	85pct Speed	10MPH Pace	% in pace	# of Speeders	% Speeders
23/05/2024	00:00	0	0	0	0	1	1	0	0	0	0	0	0	0	0	0	0	0	0	0	2	34.5	40	30 to 40	100.0	2	100.0
23/05/2024	01:00	0	0	0	1	0	0	0	0	0	0	0	0	0	0	0	0	0	0	0	1	27	30	20 to 30	100.0	*	*
23/05/2024	02:00	0	0	0	0	1	1	0	0	0	0	0	0	0	0	0	0	0	0	0	2	34.5	40	30 to 40	100.0	2	100.0
23/05/2024	03:00	0	0	0	0	0	0	1	0	0	0	0	0	0	0	0	0	0	0	0	1	42	45	35 to 45	100.0	1	100.0
23/05/2024	04:00	0	0	0	0	0	0	0	1	0	0	0	0	0	0	0	0	0	0	0	1	47	50	40 to 50	100.0	1	100.0
23/05/2024	05:00	0	0	0	0	2	2	1	0	2	0	0	0	0	0	0	0	0	0	0	7	40.7	52.5	30 to 40	57.1	7	100.0
23/05/2024	06:00	0	0	1	1	4	5	4	1	0	0	0	0	0	0	0	0	0	0	0	16	36.1	43.8	30 to 40	56.3	14	87.5
23/05/2024	07:00	0	1	3	25	41	34	14	6	1	1	0	0	0	0	0	0	0	0	0	126	34.5	41.1	30 to 40	59.5	97	77.0
23/05/2024	08:00	0	2	19	46	52	30	7	1	1	0	0	0	0	0	0	0	0	0	0	158	31.2	37.5	25 to 35	62.0	91	57.6
23/05/2024	09:00	1	1	6	48	34	23	5	0	0	0	0	0	0	0	0	0	0	0	0	118	30.9	37.2	25 to 35	69.5	62	52.5
23/05/2024	10:00	0	0	5	29	40	18	3	3	0	0	0	0	0	0	0	0	0	0	0	98	32.1	37.5	25 to 35	70.4	64	65.3
23/05/2024	11:00	2	2	10	48	35	18	2	0	0	0	0	0	0	0	0	0	0	0	0	117	29.8	35.6	25 to 35	70.9	55	47.0
23/05/2024	12:00	0	2	6	37	36	22	6	2	0	0	0	0	0	0	0	0	0	0	0	111	31.7	38	25 to 35	65.8	66	59.5
23/05/2024	13:00	4	3	23	35	35	14	3	1	0	0	0	0	0	0	0	0	0	0	0	118	28.8	35	25 to 35	59.3	53	44.9
23/05/2024	14:00	0	0	5	41	38	19	6	1	0	0	0	0	0	0	0	0	0	0	0	110	31.6	37.6	25 to 35	71.8	64	58.2
23/05/2024	15:00	1	1	18	45	40	16	8	3	0	0	0	0	0	0	0	0	0	0	0	132	30.6	37.2	25 to 35	64.4	67	50.8
23/05/2024	16:00	2	0	10	25	31	22	7	3	0	0	0	0	0	0	0	0	0	0	0	100	32	38.9	25 to 35	56.0	63	63.0
23/05/2024	17:00	0	2	11	31	36	25	9	2	1	0	0	0	0	0	0	0	0	0	0	117	32.1	38.8	25 to 35	57.3	73	62.4
23/05/2024	18:00	0	0	3	17	29	18	4	6	1	0	0	0	0	0	0	0	0	0	0	78	33.9	39.7	30 to 40	60.3	58	74.4
23/05/2024	19:00	1	0	1	8	11	8	8	1	2	0	0	0	0	0	0	0	0	0	0	40	34.8	43.1	25 to 35	47.5	30	75.0
23/05/2024	20:00	1	0	2	8	8	5	9	1	0	0	0	0	0	0	0	0	0	0	0	34	33.6	42.8	25 to 35	47.1	23	67.6
23/05/2024	21:00	0	0	1	5	8	7	2	1	0	1	0	0	0	0	0	0	0	0	0	25	34.5	40	30 to 40	60.0	19	76.0
23/05/2024	22:00	0	0	1	8	8	4	7	4	0	0	0	0	0	0	0	0	0	0	0	32	35.4	44.3	25 to 35	50.0	23	71.9
23/05/2024	23:00	0	0	0	2	2	3	1	3	0	0	0	0	0	0	0	0	0	0	0	11	37.6	46.7	30 to 40	45.5	9	81.8
24 Hr Summary		12	14	125	460	492	295	107	40	8	2	0	0	0	0	0	0	0	0	0	1555	31.9	38.7	25 to 35	61.2	944	60.7

Incoming Histogram
 Tue22Aug24
 SAM 9640

from Thu-Mar-21-2024-01-00-PM to Thu-Aug-22-2024-08-59-PM

Date	Starting Hr:min	<15	15 to <20	20 to <25	25 to <30	30 to <35	35 to <40	40 to <45	45 to <50	50 to <55	55 to <60	60 to <65	65 to <70	70 to <75	75 to <80	80 to <85	85 to <90	90 to <95	95 to <100	100 to >105	Total Counts	Avg Speed (MPH)	85pct Speed	10MPH Pace	% in pace	# of Speeders	% Speeders
24/05/2024	00:00	0	0	0	1	1	2	2	1	0	0	0	0	0	0	0	0	0	0	0	7	37.7	45	35 to 45	57.1	6	85.7
24/05/2024	01:00	0	0	0	0	2	0	0	0	0	0	0	0	0	0	0	0	0	0	0	2	32	35	25 to 35	100.0	2	100.0
24/05/2024	02:00	0	0	0	0	0	0	0	0	0	0	0	0	0	0	0	0	0	0	0	0	0	0	*	*	*	*
24/05/2024	03:00	0	0	0	0	0	0	0	0	0	0	0	0	0	0	0	0	0	0	0	0	0	0	*	*	*	*
24/05/2024	04:00	0	0	0	0	0	0	0	1	0	0	0	0	0	0	0	0	0	0	0	1	47	50	40 to 50	100.0	1	100.0
24/05/2024	05:00	0	0	0	0	1	2	1	1	2	0	0	0	0	0	0	0	0	0	0	7	42.7	52.5	30 to 40	42.9	7	100.0
24/05/2024	06:00	0	0	1	4	12	13	4	3	0	0	0	0	0	0	0	0	0	0	0	37	35.4	41.2	30 to 40	67.6	32	86.5
24/05/2024	07:00	1	0	3	16	23	23	23	4	1	2	0	0	0	0	0	0	0	0	0	96	35.9	43.5	30 to 40	47.9	76	79.2
24/05/2024	08:00	2	1	9	46	42	25	11	5	1	1	0	0	0	0	0	0	0	0	0	143	32.2	39.4	25 to 35	61.5	85	59.4
24/05/2024	09:00	0	5	15	51	45	25	11	2	0	0	0	0	0	0	0	0	0	0	0	154	31	38	25 to 35	62.3	83	53.9
24/05/2024	10:00	0	3	10	31	46	13	8	0	0	0	0	0	0	0	0	0	0	0	0	111	31	36.5	25 to 35	69.4	67	60.4
24/05/2024	11:00	0	2	10	38	55	27	7	0	1	0	0	0	0	0	0	0	0	0	0	140	31.7	37.6	25 to 35	66.4	90	64.3
24/05/2024	12:00	0	0	18	52	43	21	5	1	0	0	0	0	0	0	0	0	0	0	0	140	30.5	36.4	25 to 35	67.9	70	50.0
24/05/2024	13:00	0	2	10	35	35	24	5	4	1	0	0	0	0	0	0	0	0	0	0	116	31.9	38.5	25 to 35	60.3	69	59.5
24/05/2024	14:00	0	0	7	45	44	31	10	1	1	0	0	0	0	0	0	0	0	0	0	139	32.4	38.5	25 to 35	64.0	87	62.6
24/05/2024	15:00	1	1	5	42	39	29	13	2	0	0	0	0	0	0	0	0	0	0	0	132	32.4	39.1	25 to 35	61.4	83	62.9
24/05/2024	16:00	0	0	13	43	41	21	8	0	1	0	0	0	0	0	0	0	0	0	0	127	31.3	37.6	25 to 35	66.1	71	55.9
24/05/2024	17:00	1	2	11	38	38	45	15	6	1	0	0	0	0	0	0	0	0	0	0	157	33.3	39.8	30 to 40	52.9	105	66.9
24/05/2024	18:00	1	3	2	23	35	32	20	7	2	1	0	0	0	0	0	0	0	0	0	126	35	42.8	30 to 40	53.2	97	77.0
24/05/2024	19:00	0	0	6	23	23	28	12	9	1	2	1	0	0	0	0	0	0	0	0	105	35.4	43.8	30 to 40	48.6	76	72.4
24/05/2024	20:00	0	0	2	9	15	20	7	3	0	0	0	1	0	0	0	0	0	0	0	57	35.6	41.4	30 to 40	61.4	46	80.7
24/05/2024	21:00	1	1	4	8	14	8	3	0	0	0	0	0	0	0	0	0	0	0	0	39	30.9	38.1	25 to 35	56.4	25	64.1
24/05/2024	22:00	0	0	3	4	15	12	5	0	1	0	0	0	0	0	0	0	0	0	0	40	34.3	40	30 to 40	67.5	33	82.5
24/05/2024	23:00	0	0	0	1	3	7	1	1	1	0	0	0	0	0	0	0	0	0	0	14	37.5	45	30 to 40	71.4	13	92.9
24 Hr Summary		7	20	129	510	572	408	171	51	14	6	1	1	0	0	0	0	0	0	0	1890	32.7	39.5	25 to 35	57.2	1224	64.8

Incoming Histogram

Tue22Aug24

SAM 9640

from Thu-Mar-21-2024-01-00-PM to Thu-Aug-22-2024-08-59-PM

Date	Starting Hr:min	<15	15 to <20	20 to <25	25 to <30	30 to <35	35 to <40	40 to <45	45 to <50	50 to <55	55 to <60	60 to <65	65 to <70	70 to <75	75 to <80	80 to <85	85 to <90	90 to <95	95 to <100	100 to >105	Total Counts	Avg Speed (MPH)	85pct Speed	10MPH Pace	% in pace	# of Speeders	% Speeders
25/05/2024	00:00	0	0	0	1	3	2	0	1	0	0	1	0	0	0	0	0	0	0	0	8	38.3	50	30 to 40	62.5	7	87.5
25/05/2024	01:00	0	0	0	1	0	0	1	2	0	0	0	0	0	0	0	0	0	0	0	4	40.8	47.5	40 to 50	75.0	3	75.0
25/05/2024	02:00	0	0	0	0	1	0	0	0	0	0	0	0	0	0	0	0	0	0	0	1	32	35	25 to 35	100.0	1	100.0
25/05/2024	03:00	0	0	0	0	2	0	1	0	0	0	0	0	0	0	0	0	0	0	0	3	35.3	45	25 to 35	66.7	3	100.0
25/05/2024	04:00	0	0	0	0	0	0	1	0	0	0	0	0	0	0	0	0	0	0	0	1	42	45	35 to 45	100.0	1	100.0
25/05/2024	05:00	0	0	0	0	2	2	2	0	1	0	0	0	0	0	0	0	0	0	0	7	39.4	45	30 to 40	57.1	7	100.0
25/05/2024	06:00	0	0	0	1	4	0	3	1	2	0	0	0	0	0	0	0	0	0	0	11	39.4	50	25 to 35	45.5	10	90.9
25/05/2024	07:00	0	0	1	5	5	5	5	3	1	0	1	0	0	0	0	0	0	0	0	26	37.3	46.7	25 to 35	38.5	20	76.9
25/05/2024	08:00	3	0	2	16	19	11	6	5	0	0	0	0	0	0	0	0	0	0	0	62	32.5	41.7	25 to 35	56.5	41	66.1
25/05/2024	09:00	2	0	4	20	26	11	14	2	0	0	0	0	0	0	0	0	0	0	0	79	32.8	41.4	25 to 35	58.2	53	67.1
25/05/2024	10:00	12	0	6	29	36	15	5	1	0	0	0	0	0	0	0	0	0	0	0	104	28.9	36.7	25 to 35	62.5	57	54.8
25/05/2024	11:00	1	7	27	55	47	17	5	2	0	0	0	0	0	0	0	0	0	0	0	161	29.3	35	25 to 35	63.4	71	44.1
25/05/2024	12:00	0	0	6	45	46	21	11	2	2	0	0	0	0	0	0	0	0	0	0	133	32.4	38.8	25 to 35	68.4	82	61.7
25/05/2024	13:00	7	2	13	44	52	28	9	0	0	0	0	0	0	0	0	0	0	0	0	155	30.3	37.5	25 to 35	61.9	89	57.4
25/05/2024	14:00	4	9	19	43	38	17	6	0	0	0	0	0	0	0	0	0	0	0	0	136	28.8	35.9	25 to 35	59.6	61	44.9
25/05/2024	15:00	0	3	10	40	43	17	7	1	0	0	0	0	0	0	0	0	0	0	0	121	30.9	37.1	25 to 35	68.6	68	56.2
25/05/2024	16:00	0	0	10	36	32	22	6	1	0	0	0	0	0	0	0	0	0	0	0	107	31.5	38	25 to 35	63.6	61	57.0
25/05/2024	17:00	0	0	10	32	43	11	3	4	1	0	0	0	0	0	0	0	0	0	0	104	31.4	36.4	25 to 35	72.1	62	59.6
25/05/2024	18:00	0	0	4	19	25	19	5	2	1	0	0	0	0	0	0	0	0	0	0	75	33.1	39.2	25 to 35	58.7	52	69.3
25/05/2024	19:00	0	0	2	13	12	9	8	1	0	0	0	0	0	0	0	0	0	0	0	45	33.5	41.2	25 to 35	55.6	30	66.7
25/05/2024	20:00	0	0	0	11	8	7	5	0	1	0	0	0	0	0	0	0	0	0	0	32	33.7	41	25 to 35	59.4	21	65.6
25/05/2024	21:00	0	0	2	11	7	8	1	0	0	0	0	0	0	0	0	0	0	0	0	29	31.4	38.1	25 to 35	62.1	16	55.2
25/05/2024	22:00	0	0	0	9	7	3	3	0	0	0	0	0	0	0	0	0	0	0	0	22	32.2	40	25 to 35	72.7	13	59.1
25/05/2024	23:00	0	0	1	3	1	2	0	0	0	0	0	0	0	0	0	0	0	0	0	7	29.9	37.5	20 to 30	57.1	3	42.9
24 Hr Summary		29	21	117	434	459	227	107	28	9	0	2	0	0	0	0	0	0	0	0	1433	31.3	38.5	25 to 35	62.3	832	58.1

Incoming Histogram
 Tue22Aug24
 SAM 9640

from Thu-Mar-21-2024-01-00-PM to Thu-Aug-22-2024-08-59-PM

Date	Starting Hr:min	<15	15 to <20	20 to <25	25 to <30	30 to <35	35 to <40	40 to <45	45 to <50	50 to <55	55 to <60	60 to <65	65 to <70	70 to <75	75 to <80	80 to <85	85 to <90	90 to <95	95 to <100	100 to >105	Total Counts	Avg Speed (MPH)	85pct Speed	10MPH Pace	% in pace	# of Speeders	% Speeders
26/05/2024	00:00	0	0	0	0	2	4	1	0	0	0	0	0	0	0	0	0	0	0	0	7	36.3	40	30 to 40	85.7	7	100.0
26/05/2024	01:00	0	0	0	0	3	1	1	1	0	0	0	0	0	0	0	0	0	0	0	6	37.2	45	30 to 40	66.7	6	100.0
26/05/2024	02:00	0	0	0	1	1	0	0	0	0	0	0	0	0	0	0	0	0	0	0	2	29.5	35	25 to 35	100.0	1	50.0
26/05/2024	03:00	0	0	0	0	0	0	0	0	0	0	0	0	0	0	0	0	0	0	0	0	0	0	*	*	*	*
26/05/2024	04:00	0	0	0	0	0	0	0	0	0	0	0	0	0	0	0	0	0	0	0	0	0	0	*	*	*	*
26/05/2024	05:00	0	0	0	0	0	1	0	0	0	0	0	0	0	0	0	0	0	0	0	1	37	40	30 to 40	100.0	1	100.0
26/05/2024	06:00	2	0	0	2	5	5	2	1	0	0	0	0	0	0	0	0	0	0	0	17	32.1	40	30 to 40	58.8	13	76.5
26/05/2024	07:00	20	0	1	1	2	2	2	3	0	0	0	0	0	0	0	0	0	0	0	31	18.1	40	0 to 10	64.5	9	29.0
26/05/2024	08:00	8	0	1	3	10	5	2	2	0	1	0	0	0	0	0	0	0	0	0	32	28.3	40	30 to 40	46.9	20	62.5
26/05/2024	09:00	0	0	0	7	19	6	3	3	0	1	0	0	0	0	0	0	0	0	0	39	34.7	41.7	25 to 35	66.7	32	82.1
26/05/2024	10:00	0	0	2	25	25	23	4	1	0	0	0	0	0	0	0	0	0	0	0	80	32.7	38.5	25 to 35	62.5	53	66.3
26/05/2024	11:00	6	2	16	32	39	19	4	2	2	1	0	0	0	0	0	0	0	0	0	123	30.3	37.6	25 to 35	57.7	67	54.5
26/05/2024	12:00	0	0	8	28	52	27	8	1	0	0	0	0	0	0	0	0	0	0	0	124	32.5	38.1	25 to 35	64.5	88	71.0
26/05/2024	13:00	14	0	3	34	43	20	9	0	0	0	0	0	0	0	0	0	0	0	0	123	29.5	37.8	25 to 35	62.6	72	58.5
26/05/2024	14:00	1	1	10	28	41	12	4	0	0	0	0	0	0	0	0	0	0	0	0	97	30.6	35.4	25 to 35	71.1	57	58.8
26/05/2024	15:00	0	1	3	30	29	16	8	0	0	0	0	0	0	0	0	0	0	0	0	87	31.9	38.4	25 to 35	67.8	53	60.9
26/05/2024	16:00	3	0	1	18	25	21	9	2	0	0	0	0	0	0	0	0	0	0	0	79	33	39.8	30 to 40	58.2	57	72.2
26/05/2024	17:00	46	3	8	14	23	13	9	0	0	0	0	0	0	0	0	0	0	0	0	116	22.2	36.9	5 to 15	39.7	45	38.8
26/05/2024	18:00	0	0	2	8	19	20	11	3	1	0	0	0	0	0	0	0	0	0	0	64	35.7	42.3	30 to 40	60.9	54	84.4
26/05/2024	19:00	0	0	0	9	8	9	5	1	0	0	0	0	0	0	0	0	0	0	0	32	34.3	41	25 to 35	53.1	23	71.9
26/05/2024	20:00	0	0	1	1	6	7	5	3	0	0	0	0	0	0	0	0	0	0	0	23	37	45	30 to 40	56.5	21	91.3
26/05/2024	21:00	0	0	3	5	6	6	6	0	0	0	0	0	0	0	0	0	0	0	0	26	33.5	41.7	30 to 40	46.2	18	69.2
26/05/2024	22:00	0	0	2	3	7	4	3	0	0	0	0	0	0	0	0	0	0	0	0	19	33	40	30 to 40	57.9	14	73.7
26/05/2024	23:00	0	0	0	2	4	2	2	0	0	0	0	0	0	0	0	0	0	0	0	10	34.1	40	25 to 35	60.0	8	80.0
24 Hr Summary		100	7	61	251	369	223	98	23	3	3	0	0	0	0	0	0	0	0	0	1138	30.7	39	25 to 35	54.5	719	63.2

Incoming Histogram

Tue22Aug24

SAM 9640

from Thu-Mar-21-2024-01-00-PM to Thu-Aug-22-2024-08-59-PM

Date	Starting Hr:min	<15	15 to <20	20 to <25	25 to <30	30 to <35	35 to <40	40 to <45	45 to <50	50 to <55	55 to <60	60 to <65	65 to <70	70 to <75	75 to <80	80 to <85	85 to <90	90 to <95	95 to <100	100 to >105	Total Counts	Avg Speed (MPH)	85pct Speed	10MPH Pace	% in pace	# of Speeders	% Speeders
27/05/2024	00:00	0	0	0	0	2	2	0	0	0	0	0	0	0	0	0	0	0	0	0	4	34.5	37.5	30 to 40	100.0	4	100.0
27/05/2024	01:00	0	0	0	0	0	1	0	0	0	0	0	0	0	0	0	0	0	0	0	1	37	40	30 to 40	100.0	1	100.0
27/05/2024	02:00	0	0	0	0	0	0	2	0	0	0	0	0	0	0	0	0	0	0	0	2	42.5	45	35 to 45	100.0	2	100.0
27/05/2024	03:00	0	0	0	0	0	0	0	0	0	0	0	0	0	0	0	0	0	0	0	0	0	0	*	*	*	*
27/05/2024	04:00	0	0	0	0	0	0	0	0	0	0	0	0	0	0	0	0	0	0	0	0	0	0	*	*	*	*
27/05/2024	05:00	0	0	0	0	0	0	2	1	0	0	0	0	0	0	0	0	0	0	0	3	43.7	50	40 to 50	100.0	3	100.0
27/05/2024	06:00	1	0	4	2	3	2	2	2	0	0	0	0	0	0	0	0	0	0	0	16	31.6	45	20 to 30	37.5	9	56.3
27/05/2024	07:00	0	0	1	5	15	6	2	2	1	0	0	0	0	0	0	0	0	0	0	32	34.2	40	30 to 40	65.6	26	81.3
27/05/2024	08:00	2	1	2	7	18	18	11	0	2	0	0	0	0	0	0	0	0	0	0	61	34.3	41.8	30 to 40	59.0	49	80.3
27/05/2024	09:00	0	1	2	30	27	12	11	1	0	0	0	0	0	0	0	0	0	0	0	84	32.3	39.6	25 to 35	67.9	51	60.7
27/05/2024	10:00	0	2	9	34	45	25	5	0	0	0	0	0	0	0	0	0	0	0	0	120	31.5	37.4	25 to 35	65.8	75	62.5
27/05/2024	11:00	0	1	13	55	46	25	6	1	0	0	0	0	0	0	0	0	0	0	0	147	30.9	37	25 to 35	68.7	78	53.1
27/05/2024	12:00	4	2	6	41	46	28	7	1	0	0	0	0	0	0	0	0	0	0	0	135	31.2	37.9	25 to 35	64.4	82	60.7
27/05/2024	13:00	1	1	10	34	32	35	6	0	1	0	0	0	0	0	0	0	0	0	0	120	32	38.4	30 to 40	55.8	74	61.7
27/05/2024	14:00	1	0	8	27	34	21	5	1	0	1	0	0	0	0	0	0	0	0	0	98	32	38.1	25 to 35	62.2	62	63.3
27/05/2024	15:00	3	1	6	28	26	21	7	4	0	0	0	0	0	0	0	0	0	0	0	96	31.9	39.3	25 to 35	56.3	58	60.4
27/05/2024	16:00	0	1	4	18	29	29	8	1	0	0	0	0	0	0	0	0	0	0	0	90	33.4	39.1	30 to 40	64.4	67	74.4
27/05/2024	17:00	0	0	0	20	26	15	4	2	2	1	0	0	0	0	0	0	0	0	0	70	33.9	39.7	25 to 35	65.7	50	71.4
27/05/2024	18:00	0	1	5	12	13	13	9	4	0	0	0	0	0	0	0	0	0	0	0	57	33.9	42.2	30 to 40	45.6	39	68.4
27/05/2024	19:00	0	1	3	8	20	11	4	0	1	0	0	0	0	0	0	0	0	0	0	48	32.8	39.1	30 to 40	64.6	36	75.0
27/05/2024	20:00	0	0	0	3	8	5	4	0	0	0	0	0	0	0	0	0	0	0	0	20	34.7	41.2	30 to 40	65.0	17	85.0
27/05/2024	21:00	0	0	2	6	4	7	1	0	0	0	0	0	0	0	0	0	0	0	0	20	32	38.6	30 to 40	55.0	12	60.0
27/05/2024	22:00	0	0	0	3	2	1	3	1	0	0	0	0	0	0	0	0	0	0	0	10	35.5	43.3	25 to 35	50.0	7	70.0
27/05/2024	23:00	0	0	1	1	0	0	2	0	0	0	0	0	0	0	0	0	0	0	0	4	33.3	42.5	20 to 30	50.0	2	50.0
24 Hr Summary		12	12	76	334	396	277	101	21	7	2	0	0	0	0	0	0	0	0	0	1238	32.4	39	25 to 35	59.0	804	64.9

Date	Starting Hr:min	<15	15 to <20	20 to <25	25 to <30	30 to <35	35 to <40	40 to <45	45 to <50	50 to <55	55 to <60	60 to <65	65 to <70	70 to <75	75 to <80	80 to <85	85 to <90	90 to <95	95 to <100	100 to >105	Total Counts	Avg Speed (MPH)	85pct Speed	10MPH Pace	% in pace	# of Speeders	% Speeders
28/05/2024	00:00	*	*	*	*	*	*	*	*	*	*	*	*	*	*	*	*	*	*	*	*	*	*	*	*	*	*
28/05/2024	01:00	*	*	*	*	*	*	*	*	*	*	*	*	*	*	*	*	*	*	*	*	*	*	*	*	*	*
28/05/2024	02:00	*	*	*	*	*	*	*	*	*	*	*	*	*	*	*	*	*	*	*	*	*	*	*	*	*	*
28/05/2024	03:00	*	*	*	*	*	*	*	*	*	*	*	*	*	*	*	*	*	*	*	*	*	*	*	*	*	*
28/05/2024	04:00	*	*	*	*	*	*	*	*	*	*	*	*	*	*	*	*	*	*	*	*	*	*	*	*	*	*
28/05/2024	05:00	*	*	*	*	*	*	*	*	*	*	*	*	*	*	*	*	*	*	*	*	*	*	*	*	*	*
28/05/2024	06:00	*	*	*	*	*	*	*	*	*	*	*	*	*	*	*	*	*	*	*	*	*	*	*	*	*	*
28/05/2024	07:00	*	*	*	*	*	*	*	*	*	*	*	*	*	*	*	*	*	*	*	*	*	*	*	*	*	*
28/05/2024	08:00	*	*	*	*	*	*	*	*	*	*	*	*	*	*	*	*	*	*	*	*	*	*	*	*	*	*
28/05/2024	09:00	*	*	*	*	*	*	*	*	*	*	*	*	*	*	*	*	*	*	*	*	*	*	*	*	*	*
28/05/2024	10:00	*	*	*	*	*	*	*	*	*	*	*	*	*	*	*	*	*	*	*	*	*	*	*	*	*	*
28/05/2024	11:00	*	*	*	*	*	*	*	*	*	*	*	*	*	*	*	*	*	*	*	*	*	*	*	*	*	*
28/05/2024	12:00	*	*	*	*	*	*	*	*	*	*	*	*	*	*	*	*	*	*	*	*	*	*	*	*	*	*
28/05/2024	13:00	*	*	*	*	*	*	*	*	*	*	*	*	*	*	*	*	*	*	*	*	*	*	*	*	*	*
28/05/2024	14:00	*	*	*	*	*	*	*	*	*	*	*	*	*	*	*	*	*	*	*	*	*	*	*	*	*	*
28/05/2024	15:00	*	*	*	*	*	*	*	*	*	*	*	*	*	*	*	*	*	*	*	*	*	*	*	*	*	*
28/05/2024	16:00	*	*	*	*	*	*	*	*	*	*	*	*	*	*	*	*	*	*	*	*	*	*	*	*	*	*
28/05/2024	17:00	*	*	*	*	*	*	*	*	*	*	*	*	*	*	*	*	*	*	*	*	*	*	*	*	*	*
28/05/2024	18:00	*	*	*	*	*	*	*	*	*	*	*	*	*	*	*	*	*	*	*	*	*	*	*	*	*	*
28/05/2024	19:00	*	*	*	*	*	*	*	*	*	*	*	*	*	*	*	*	*	*	*	*	*	*	*	*	*	*
28/05/2024	20:00	*	*	*	*	*	*	*	*	*	*	*	*	*	*	*	*	*	*	*	*	*	*	*	*	*	*
28/05/2024	21:00	*	*	*	*	*	*	*	*	*	*	*	*	*	*	*	*	*	*	*	*	*	*	*	*	*	*
28/05/2024	22:00	*	*	*	*	*	*	*	*	*	*	*	*	*	*	*	*	*	*	*	*	*	*	*	*	*	*
28/05/2024	23:00	*	*	*	*	*	*	*	*	*	*	*	*	*	*	*	*	*	*	*	*	*	*	*	*	*	*
24 Hr Summary		0	0	0	0	0	0	0	0	0	0	0	0	0	0	0	0	0	0	0	0	0	0	*	*	*	*

Date	Starting Hr:min	<15	15 to <20	20 to <25	25 to <30	30 to <35	35 to <40	40 to <45	45 to <50	50 to <55	55 to <60	60 to <65	65 to <70	70 to <75	75 to <80	80 to <85	85 to <90	90 to <95	95 to <100	100 to >105	Total Counts	Avg Speed (MPH)	85pct Speed	10MPH Pace	% in pace	# of Speeders	% Speeders
29/05/2024	00:00	*	*	*	*	*	*	*	*	*	*	*	*	*	*	*	*	*	*	*	*	*	*	*	*	*	*
29/05/2024	01:00	*	*	*	*	*	*	*	*	*	*	*	*	*	*	*	*	*	*	*	*	*	*	*	*	*	*
29/05/2024	02:00	*	*	*	*	*	*	*	*	*	*	*	*	*	*	*	*	*	*	*	*	*	*	*	*	*	*
29/05/2024	03:00	*	*	*	*	*	*	*	*	*	*	*	*	*	*	*	*	*	*	*	*	*	*	*	*	*	*
29/05/2024	04:00	*	*	*	*	*	*	*	*	*	*	*	*	*	*	*	*	*	*	*	*	*	*	*	*	*	*
29/05/2024	05:00	*	*	*	*	*	*	*	*	*	*	*	*	*	*	*	*	*	*	*	*	*	*	*	*	*	*
29/05/2024	06:00	*	*	*	*	*	*	*	*	*	*	*	*	*	*	*	*	*	*	*	*	*	*	*	*	*	*
29/05/2024	07:00	*	*	*	*	*	*	*	*	*	*	*	*	*	*	*	*	*	*	*	*	*	*	*	*	*	*
29/05/2024	08:00	*	*	*	*	*	*	*	*	*	*	*	*	*	*	*	*	*	*	*	*	*	*	*	*	*	*
29/05/2024	09:00	*	*	*	*	*	*	*	*	*	*	*	*	*	*	*	*	*	*	*	*	*	*	*	*	*	*
29/05/2024	10:00	*	*	*	*	*	*	*	*	*	*	*	*	*	*	*	*	*	*	*	*	*	*	*	*	*	*
29/05/2024	11:00	*	*	*	*	*	*	*	*	*	*	*	*	*	*	*	*	*	*	*	*	*	*	*	*	*	*
29/05/2024	12:00	*	*	*	*	*	*	*	*	*	*	*	*	*	*	*	*	*	*	*	*	*	*	*	*	*	*
29/05/2024	13:00	*	*	*	*	*	*	*	*	*	*	*	*	*	*	*	*	*	*	*	*	*	*	*	*	*	*
29/05/2024	14:00	*	*	*	*	*	*	*	*	*	*	*	*	*	*	*	*	*	*	*	*	*	*	*	*	*	*
29/05/2024	15:00	*	*	*	*	*	*	*	*	*	*	*	*	*	*	*	*	*	*	*	*	*	*	*	*	*	*
29/05/2024	16:00	*	*	*	*	*	*	*	*	*	*	*	*	*	*	*	*	*	*	*	*	*	*	*	*	*	*
29/05/2024	17:00	*	*	*	*	*	*	*	*	*	*	*	*	*	*	*	*	*	*	*	*	*	*	*	*	*	*
29/05/2024	18:00	*	*	*	*	*	*	*	*	*	*	*	*	*	*	*	*	*	*	*	*	*	*	*	*	*	*
29/05/2024	19:00	*	*	*	*	*	*	*	*	*	*	*	*	*	*	*	*	*	*	*	*	*	*	*	*	*	*
29/05/2024	20:00	*	*	*	*	*	*	*	*	*	*	*	*	*	*	*	*	*	*	*	*	*	*	*	*	*	*
29/05/2024	21:00	*	*	*	*	*	*	*	*	*	*	*	*	*	*	*	*	*	*	*	*	*	*	*	*	*	*
29/05/2024	22:00	*	*	*	*	*	*	*	*	*	*	*	*	*	*	*	*	*	*	*	*	*	*	*	*	*	*
29/05/2024	23:00	*	*	*	*	*	*	*	*	*	*	*	*	*	*	*	*	*	*	*	*	*	*	*	*	*	*
24 Hr Summary		0	0	0	0	0	0	0	0	0	0	0	0	0	0	0	0	0	0	0	0	0	0	*	*	*	*

Date	Starting Hr:min	<15	15 to <20	20 to <25	25 to <30	30 to <35	35 to <40	40 to <45	45 to <50	50 to <55	55 to <60	60 to <65	65 to <70	70 to <75	75 to <80	80 to <85	85 to <90	90 to <95	95 to <100	100 to >105	Total Counts	Avg Speed (MPH)	85pct Speed	10MPH Pace	% in pace	# of Speeders	% Speeders
30/05/2024	00:00	*	*	*	*	*	*	*	*	*	*	*	*	*	*	*	*	*	*	*	*	*	*	*	*	*	*
30/05/2024	01:00	*	*	*	*	*	*	*	*	*	*	*	*	*	*	*	*	*	*	*	*	*	*	*	*	*	*
30/05/2024	02:00	*	*	*	*	*	*	*	*	*	*	*	*	*	*	*	*	*	*	*	*	*	*	*	*	*	*
30/05/2024	03:00	*	*	*	*	*	*	*	*	*	*	*	*	*	*	*	*	*	*	*	*	*	*	*	*	*	*
30/05/2024	04:00	*	*	*	*	*	*	*	*	*	*	*	*	*	*	*	*	*	*	*	*	*	*	*	*	*	*
30/05/2024	05:00	*	*	*	*	*	*	*	*	*	*	*	*	*	*	*	*	*	*	*	*	*	*	*	*	*	*
30/05/2024	06:00	*	*	*	*	*	*	*	*	*	*	*	*	*	*	*	*	*	*	*	*	*	*	*	*	*	*
30/05/2024	07:00	*	*	*	*	*	*	*	*	*	*	*	*	*	*	*	*	*	*	*	*	*	*	*	*	*	*
30/05/2024	08:00	*	*	*	*	*	*	*	*	*	*	*	*	*	*	*	*	*	*	*	*	*	*	*	*	*	*
30/05/2024	09:00	*	*	*	*	*	*	*	*	*	*	*	*	*	*	*	*	*	*	*	*	*	*	*	*	*	*
30/05/2024	10:00	*	*	*	*	*	*	*	*	*	*	*	*	*	*	*	*	*	*	*	*	*	*	*	*	*	*
30/05/2024	11:00	*	*	*	*	*	*	*	*	*	*	*	*	*	*	*	*	*	*	*	*	*	*	*	*	*	*
30/05/2024	12:00	*	*	*	*	*	*	*	*	*	*	*	*	*	*	*	*	*	*	*	*	*	*	*	*	*	*
30/05/2024	13:00	*	*	*	*	*	*	*	*	*	*	*	*	*	*	*	*	*	*	*	*	*	*	*	*	*	*
30/05/2024	14:00	*	*	*	*	*	*	*	*	*	*	*	*	*	*	*	*	*	*	*	*	*	*	*	*	*	*
30/05/2024	15:00	*	*	*	*	*	*	*	*	*	*	*	*	*	*	*	*	*	*	*	*	*	*	*	*	*	*
30/05/2024	16:00	*	*	*	*	*	*	*	*	*	*	*	*	*	*	*	*	*	*	*	*	*	*	*	*	*	*
30/05/2024	17:00	*	*	*	*	*	*	*	*	*	*	*	*	*	*	*	*	*	*	*	*	*	*	*	*	*	*
30/05/2024	18:00	*	*	*	*	*	*	*	*	*	*	*	*	*	*	*	*	*	*	*	*	*	*	*	*	*	*
30/05/2024	19:00	*	*	*	*	*	*	*	*	*	*	*	*	*	*	*	*	*	*	*	*	*	*	*	*	*	*
30/05/2024	20:00	*	*	*	*	*	*	*	*	*	*	*	*	*	*	*	*	*	*	*	*	*	*	*	*	*	*
30/05/2024	21:00	*	*	*	*	*	*	*	*	*	*	*	*	*	*	*	*	*	*	*	*	*	*	*	*	*	*
30/05/2024	22:00	*	*	*	*	*	*	*	*	*	*	*	*	*	*	*	*	*	*	*	*	*	*	*	*	*	*
30/05/2024	23:00	*	*	*	*	*	*	*	*	*	*	*	*	*	*	*	*	*	*	*	*	*	*	*	*	*	*
24 Hr Summary		0	0	0	0	0	0	0	0	0	0	0	0	0	0	0	0	0	0	0	0	0	0	*	*	*	*

Date	Starting Hr:min	<15	15 to <20	20 to <25	25 to <30	30 to <35	35 to <40	40 to <45	45 to <50	50 to <55	55 to <60	60 to <65	65 to <70	70 to <75	75 to <80	80 to <85	85 to <90	90 to <95	95 to <100	100 to >105	Total Counts	Avg Speed (MPH)	85pct Speed	10MPH Pace	% in pace	# of Speeders	% Speeders
31/05/2024	00:00	*	*	*	*	*	*	*	*	*	*	*	*	*	*	*	*	*	*	*	*	*	*	*	*	*	*
31/05/2024	01:00	*	*	*	*	*	*	*	*	*	*	*	*	*	*	*	*	*	*	*	*	*	*	*	*	*	*
31/05/2024	02:00	*	*	*	*	*	*	*	*	*	*	*	*	*	*	*	*	*	*	*	*	*	*	*	*	*	*
31/05/2024	03:00	*	*	*	*	*	*	*	*	*	*	*	*	*	*	*	*	*	*	*	*	*	*	*	*	*	*
31/05/2024	04:00	*	*	*	*	*	*	*	*	*	*	*	*	*	*	*	*	*	*	*	*	*	*	*	*	*	*
31/05/2024	05:00	*	*	*	*	*	*	*	*	*	*	*	*	*	*	*	*	*	*	*	*	*	*	*	*	*	*
31/05/2024	06:00	*	*	*	*	*	*	*	*	*	*	*	*	*	*	*	*	*	*	*	*	*	*	*	*	*	*
31/05/2024	07:00	*	*	*	*	*	*	*	*	*	*	*	*	*	*	*	*	*	*	*	*	*	*	*	*	*	*
31/05/2024	08:00	*	*	*	*	*	*	*	*	*	*	*	*	*	*	*	*	*	*	*	*	*	*	*	*	*	*
31/05/2024	09:00	*	*	*	*	*	*	*	*	*	*	*	*	*	*	*	*	*	*	*	*	*	*	*	*	*	*
31/05/2024	10:00	*	*	*	*	*	*	*	*	*	*	*	*	*	*	*	*	*	*	*	*	*	*	*	*	*	*
31/05/2024	11:00	*	*	*	*	*	*	*	*	*	*	*	*	*	*	*	*	*	*	*	*	*	*	*	*	*	*
31/05/2024	12:00	*	*	*	*	*	*	*	*	*	*	*	*	*	*	*	*	*	*	*	*	*	*	*	*	*	*
31/05/2024	13:00	*	*	*	*	*	*	*	*	*	*	*	*	*	*	*	*	*	*	*	*	*	*	*	*	*	*
31/05/2024	14:00	*	*	*	*	*	*	*	*	*	*	*	*	*	*	*	*	*	*	*	*	*	*	*	*	*	*
31/05/2024	15:00	*	*	*	*	*	*	*	*	*	*	*	*	*	*	*	*	*	*	*	*	*	*	*	*	*	*
31/05/2024	16:00	*	*	*	*	*	*	*	*	*	*	*	*	*	*	*	*	*	*	*	*	*	*	*	*	*	*
31/05/2024	17:00	*	*	*	*	*	*	*	*	*	*	*	*	*	*	*	*	*	*	*	*	*	*	*	*	*	*
31/05/2024	18:00	*	*	*	*	*	*	*	*	*	*	*	*	*	*	*	*	*	*	*	*	*	*	*	*	*	*
31/05/2024	19:00	*	*	*	*	*	*	*	*	*	*	*	*	*	*	*	*	*	*	*	*	*	*	*	*	*	*
31/05/2024	20:00	*	*	*	*	*	*	*	*	*	*	*	*	*	*	*	*	*	*	*	*	*	*	*	*	*	*
31/05/2024	21:00	*	*	*	*	*	*	*	*	*	*	*	*	*	*	*	*	*	*	*	*	*	*	*	*	*	*
31/05/2024	22:00	*	*	*	*	*	*	*	*	*	*	*	*	*	*	*	*	*	*	*	*	*	*	*	*	*	*
31/05/2024	23:00	*	*	*	*	*	*	*	*	*	*	*	*	*	*	*	*	*	*	*	*	*	*	*	*	*	*
24 Hr Summary		0	0	0	0	0	0	0	0	0	0	0	0	0	0	0	0	0	0	0	0	0	0	0	*	*	*

Date	Starting Hr:min	<15	15 to <20	20 to <25	25 to <30	30 to <35	35 to <40	40 to <45	45 to <50	50 to <55	55 to <60	60 to <65	65 to <70	70 to <75	75 to <80	80 to <85	85 to <90	90 to <95	95 to <100	100 to >105	Total Counts	Avg Speed (MPH)	85pct Speed	10MPH Pace	% in pace	# of Speeders	% Speeders
01/06/2024	00:00	*	*	*	*	*	*	*	*	*	*	*	*	*	*	*	*	*	*	*	*	*	*	*	*	*	*
01/06/2024	01:00	*	*	*	*	*	*	*	*	*	*	*	*	*	*	*	*	*	*	*	*	*	*	*	*	*	*
01/06/2024	02:00	*	*	*	*	*	*	*	*	*	*	*	*	*	*	*	*	*	*	*	*	*	*	*	*	*	*
01/06/2024	03:00	*	*	*	*	*	*	*	*	*	*	*	*	*	*	*	*	*	*	*	*	*	*	*	*	*	*
01/06/2024	04:00	*	*	*	*	*	*	*	*	*	*	*	*	*	*	*	*	*	*	*	*	*	*	*	*	*	*
01/06/2024	05:00	*	*	*	*	*	*	*	*	*	*	*	*	*	*	*	*	*	*	*	*	*	*	*	*	*	*
01/06/2024	06:00	*	*	*	*	*	*	*	*	*	*	*	*	*	*	*	*	*	*	*	*	*	*	*	*	*	*
01/06/2024	07:00	*	*	*	*	*	*	*	*	*	*	*	*	*	*	*	*	*	*	*	*	*	*	*	*	*	*
01/06/2024	08:00	*	*	*	*	*	*	*	*	*	*	*	*	*	*	*	*	*	*	*	*	*	*	*	*	*	*
01/06/2024	09:00	*	*	*	*	*	*	*	*	*	*	*	*	*	*	*	*	*	*	*	*	*	*	*	*	*	*
01/06/2024	10:00	*	*	*	*	*	*	*	*	*	*	*	*	*	*	*	*	*	*	*	*	*	*	*	*	*	*
01/06/2024	11:00	*	*	*	*	*	*	*	*	*	*	*	*	*	*	*	*	*	*	*	*	*	*	*	*	*	*
01/06/2024	12:00	*	*	*	*	*	*	*	*	*	*	*	*	*	*	*	*	*	*	*	*	*	*	*	*	*	*
01/06/2024	13:00	*	*	*	*	*	*	*	*	*	*	*	*	*	*	*	*	*	*	*	*	*	*	*	*	*	*
01/06/2024	14:00	*	*	*	*	*	*	*	*	*	*	*	*	*	*	*	*	*	*	*	*	*	*	*	*	*	*
01/06/2024	15:00	*	*	*	*	*	*	*	*	*	*	*	*	*	*	*	*	*	*	*	*	*	*	*	*	*	*
01/06/2024	16:00	*	*	*	*	*	*	*	*	*	*	*	*	*	*	*	*	*	*	*	*	*	*	*	*	*	*
01/06/2024	17:00	*	*	*	*	*	*	*	*	*	*	*	*	*	*	*	*	*	*	*	*	*	*	*	*	*	*
01/06/2024	18:00	*	*	*	*	*	*	*	*	*	*	*	*	*	*	*	*	*	*	*	*	*	*	*	*	*	*
01/06/2024	19:00	*	*	*	*	*	*	*	*	*	*	*	*	*	*	*	*	*	*	*	*	*	*	*	*	*	*
01/06/2024	20:00	*	*	*	*	*	*	*	*	*	*	*	*	*	*	*	*	*	*	*	*	*	*	*	*	*	*
01/06/2024	21:00	*	*	*	*	*	*	*	*	*	*	*	*	*	*	*	*	*	*	*	*	*	*	*	*	*	*
01/06/2024	22:00	*	*	*	*	*	*	*	*	*	*	*	*	*	*	*	*	*	*	*	*	*	*	*	*	*	*
01/06/2024	23:00	*	*	*	*	*	*	*	*	*	*	*	*	*	*	*	*	*	*	*	*	*	*	*	*	*	*
24 Hr Summary		0	0	0	0	0	0	0	0	0	0	0	0	0	0	0	0	0	0	0	0	0	0	*	*	*	*

Date	Starting Hr:min	<15	15 to <20	20 to <25	25 to <30	30 to <35	35 to <40	40 to <45	45 to <50	50 to <55	55 to <60	60 to <65	65 to <70	70 to <75	75 to <80	80 to <85	85 to <90	90 to <95	95 to <100	100 to >105	Total Counts	Avg Speed (MPH)	85pct Speed	10MPH Pace	% in pace	# of Speeders	% Speeders
02/06/2024	00:00	*	*	*	*	*	*	*	*	*	*	*	*	*	*	*	*	*	*	*	*	*	*	*	*	*	*
02/06/2024	01:00	*	*	*	*	*	*	*	*	*	*	*	*	*	*	*	*	*	*	*	*	*	*	*	*	*	*
02/06/2024	02:00	*	*	*	*	*	*	*	*	*	*	*	*	*	*	*	*	*	*	*	*	*	*	*	*	*	*
02/06/2024	03:00	*	*	*	*	*	*	*	*	*	*	*	*	*	*	*	*	*	*	*	*	*	*	*	*	*	*
02/06/2024	04:00	*	*	*	*	*	*	*	*	*	*	*	*	*	*	*	*	*	*	*	*	*	*	*	*	*	*
02/06/2024	05:00	*	*	*	*	*	*	*	*	*	*	*	*	*	*	*	*	*	*	*	*	*	*	*	*	*	*
02/06/2024	06:00	*	*	*	*	*	*	*	*	*	*	*	*	*	*	*	*	*	*	*	*	*	*	*	*	*	*
02/06/2024	07:00	*	*	*	*	*	*	*	*	*	*	*	*	*	*	*	*	*	*	*	*	*	*	*	*	*	*
02/06/2024	08:00	*	*	*	*	*	*	*	*	*	*	*	*	*	*	*	*	*	*	*	*	*	*	*	*	*	*
02/06/2024	09:00	*	*	*	*	*	*	*	*	*	*	*	*	*	*	*	*	*	*	*	*	*	*	*	*	*	*
02/06/2024	10:00	*	*	*	*	*	*	*	*	*	*	*	*	*	*	*	*	*	*	*	*	*	*	*	*	*	*
02/06/2024	11:00	*	*	*	*	*	*	*	*	*	*	*	*	*	*	*	*	*	*	*	*	*	*	*	*	*	*
02/06/2024	12:00	*	*	*	*	*	*	*	*	*	*	*	*	*	*	*	*	*	*	*	*	*	*	*	*	*	*
02/06/2024	13:00	*	*	*	*	*	*	*	*	*	*	*	*	*	*	*	*	*	*	*	*	*	*	*	*	*	*
02/06/2024	14:00	*	*	*	*	*	*	*	*	*	*	*	*	*	*	*	*	*	*	*	*	*	*	*	*	*	*
02/06/2024	15:00	*	*	*	*	*	*	*	*	*	*	*	*	*	*	*	*	*	*	*	*	*	*	*	*	*	*
02/06/2024	16:00	*	*	*	*	*	*	*	*	*	*	*	*	*	*	*	*	*	*	*	*	*	*	*	*	*	*
02/06/2024	17:00	*	*	*	*	*	*	*	*	*	*	*	*	*	*	*	*	*	*	*	*	*	*	*	*	*	*
02/06/2024	18:00	*	*	*	*	*	*	*	*	*	*	*	*	*	*	*	*	*	*	*	*	*	*	*	*	*	*
02/06/2024	19:00	*	*	*	*	*	*	*	*	*	*	*	*	*	*	*	*	*	*	*	*	*	*	*	*	*	*
02/06/2024	20:00	*	*	*	*	*	*	*	*	*	*	*	*	*	*	*	*	*	*	*	*	*	*	*	*	*	*
02/06/2024	21:00	*	*	*	*	*	*	*	*	*	*	*	*	*	*	*	*	*	*	*	*	*	*	*	*	*	*
02/06/2024	22:00	*	*	*	*	*	*	*	*	*	*	*	*	*	*	*	*	*	*	*	*	*	*	*	*	*	*
02/06/2024	23:00	*	*	*	*	*	*	*	*	*	*	*	*	*	*	*	*	*	*	*	*	*	*	*	*	*	*
24 Hr Summary		0	0	0	0	0	0	0	0	0	0	0	0	0	0	0	0	0	0	0	0	0	0	*	*	*	*

Date	Starting Hr:min	<15	15 to <20	20 to <25	25 to <30	30 to <35	35 to <40	40 to <45	45 to <50	50 to <55	55 to <60	60 to <65	65 to <70	70 to <75	75 to <80	80 to <85	85 to <90	90 to <95	95 to <100	100 to >105	Total Counts	Avg Speed (MPH)	85pct Speed	10MPH Pace	% in pace	# of Speeders	% Speeders
03/06/2024	00:00	*	*	*	*	*	*	*	*	*	*	*	*	*	*	*	*	*	*	*	*	*	*	*	*	*	*
03/06/2024	01:00	*	*	*	*	*	*	*	*	*	*	*	*	*	*	*	*	*	*	*	*	*	*	*	*	*	*
03/06/2024	02:00	*	*	*	*	*	*	*	*	*	*	*	*	*	*	*	*	*	*	*	*	*	*	*	*	*	*
03/06/2024	03:00	*	*	*	*	*	*	*	*	*	*	*	*	*	*	*	*	*	*	*	*	*	*	*	*	*	*
03/06/2024	04:00	*	*	*	*	*	*	*	*	*	*	*	*	*	*	*	*	*	*	*	*	*	*	*	*	*	*
03/06/2024	05:00	*	*	*	*	*	*	*	*	*	*	*	*	*	*	*	*	*	*	*	*	*	*	*	*	*	*
03/06/2024	06:00	*	*	*	*	*	*	*	*	*	*	*	*	*	*	*	*	*	*	*	*	*	*	*	*	*	*
03/06/2024	07:00	*	*	*	*	*	*	*	*	*	*	*	*	*	*	*	*	*	*	*	*	*	*	*	*	*	*
03/06/2024	08:00	*	*	*	*	*	*	*	*	*	*	*	*	*	*	*	*	*	*	*	*	*	*	*	*	*	*
03/06/2024	09:00	*	*	*	*	*	*	*	*	*	*	*	*	*	*	*	*	*	*	*	*	*	*	*	*	*	*
03/06/2024	10:00	*	*	*	*	*	*	*	*	*	*	*	*	*	*	*	*	*	*	*	*	*	*	*	*	*	*
03/06/2024	11:00	*	*	*	*	*	*	*	*	*	*	*	*	*	*	*	*	*	*	*	*	*	*	*	*	*	*
03/06/2024	12:00	*	*	*	*	*	*	*	*	*	*	*	*	*	*	*	*	*	*	*	*	*	*	*	*	*	*
03/06/2024	13:00	*	*	*	*	*	*	*	*	*	*	*	*	*	*	*	*	*	*	*	*	*	*	*	*	*	*
03/06/2024	14:00	*	*	*	*	*	*	*	*	*	*	*	*	*	*	*	*	*	*	*	*	*	*	*	*	*	*
03/06/2024	15:00	*	*	*	*	*	*	*	*	*	*	*	*	*	*	*	*	*	*	*	*	*	*	*	*	*	*
03/06/2024	16:00	*	*	*	*	*	*	*	*	*	*	*	*	*	*	*	*	*	*	*	*	*	*	*	*	*	*
03/06/2024	17:00	*	*	*	*	*	*	*	*	*	*	*	*	*	*	*	*	*	*	*	*	*	*	*	*	*	*
03/06/2024	18:00	*	*	*	*	*	*	*	*	*	*	*	*	*	*	*	*	*	*	*	*	*	*	*	*	*	*
03/06/2024	19:00	*	*	*	*	*	*	*	*	*	*	*	*	*	*	*	*	*	*	*	*	*	*	*	*	*	*
03/06/2024	20:00	*	*	*	*	*	*	*	*	*	*	*	*	*	*	*	*	*	*	*	*	*	*	*	*	*	*
03/06/2024	21:00	*	*	*	*	*	*	*	*	*	*	*	*	*	*	*	*	*	*	*	*	*	*	*	*	*	*
03/06/2024	22:00	*	*	*	*	*	*	*	*	*	*	*	*	*	*	*	*	*	*	*	*	*	*	*	*	*	*
03/06/2024	23:00	*	*	*	*	*	*	*	*	*	*	*	*	*	*	*	*	*	*	*	*	*	*	*	*	*	*
24 Hr Summary		0	0	0	0	0	0	0	0	0	0	0	0	0	0	0	0	0	0	0	0	0	0	*	*	*	*

Date	Starting Hr:min	<15	15 to <20	20 to <25	25 to <30	30 to <35	35 to <40	40 to <45	45 to <50	50 to <55	55 to <60	60 to <65	65 to <70	70 to <75	75 to <80	80 to <85	85 to <90	90 to <95	95 to <100	100 to >105	Total Counts	Avg Speed (MPH)	85pct Speed	10MPH Pace	% in pace	# of Speeders	% Speeders
04/06/2024	00:00	*	*	*	*	*	*	*	*	*	*	*	*	*	*	*	*	*	*	*	*	*	*	*	*	*	*
04/06/2024	01:00	*	*	*	*	*	*	*	*	*	*	*	*	*	*	*	*	*	*	*	*	*	*	*	*	*	*
04/06/2024	02:00	*	*	*	*	*	*	*	*	*	*	*	*	*	*	*	*	*	*	*	*	*	*	*	*	*	*
04/06/2024	03:00	*	*	*	*	*	*	*	*	*	*	*	*	*	*	*	*	*	*	*	*	*	*	*	*	*	*
04/06/2024	04:00	*	*	*	*	*	*	*	*	*	*	*	*	*	*	*	*	*	*	*	*	*	*	*	*	*	*
04/06/2024	05:00	*	*	*	*	*	*	*	*	*	*	*	*	*	*	*	*	*	*	*	*	*	*	*	*	*	*
04/06/2024	06:00	*	*	*	*	*	*	*	*	*	*	*	*	*	*	*	*	*	*	*	*	*	*	*	*	*	*
04/06/2024	07:00	*	*	*	*	*	*	*	*	*	*	*	*	*	*	*	*	*	*	*	*	*	*	*	*	*	*
04/06/2024	08:00	*	*	*	*	*	*	*	*	*	*	*	*	*	*	*	*	*	*	*	*	*	*	*	*	*	*
04/06/2024	09:00	*	*	*	*	*	*	*	*	*	*	*	*	*	*	*	*	*	*	*	*	*	*	*	*	*	*
04/06/2024	10:00	*	*	*	*	*	*	*	*	*	*	*	*	*	*	*	*	*	*	*	*	*	*	*	*	*	*
04/06/2024	11:00	*	*	*	*	*	*	*	*	*	*	*	*	*	*	*	*	*	*	*	*	*	*	*	*	*	*
04/06/2024	12:00	*	*	*	*	*	*	*	*	*	*	*	*	*	*	*	*	*	*	*	*	*	*	*	*	*	*
04/06/2024	13:00	*	*	*	*	*	*	*	*	*	*	*	*	*	*	*	*	*	*	*	*	*	*	*	*	*	*
04/06/2024	14:00	*	*	*	*	*	*	*	*	*	*	*	*	*	*	*	*	*	*	*	*	*	*	*	*	*	*
04/06/2024	15:00	*	*	*	*	*	*	*	*	*	*	*	*	*	*	*	*	*	*	*	*	*	*	*	*	*	*
04/06/2024	16:00	*	*	*	*	*	*	*	*	*	*	*	*	*	*	*	*	*	*	*	*	*	*	*	*	*	*
04/06/2024	17:00	*	*	*	*	*	*	*	*	*	*	*	*	*	*	*	*	*	*	*	*	*	*	*	*	*	*
04/06/2024	18:00	*	*	*	*	*	*	*	*	*	*	*	*	*	*	*	*	*	*	*	*	*	*	*	*	*	*
04/06/2024	19:00	*	*	*	*	*	*	*	*	*	*	*	*	*	*	*	*	*	*	*	*	*	*	*	*	*	*
04/06/2024	20:00	*	*	*	*	*	*	*	*	*	*	*	*	*	*	*	*	*	*	*	*	*	*	*	*	*	*
04/06/2024	21:00	*	*	*	*	*	*	*	*	*	*	*	*	*	*	*	*	*	*	*	*	*	*	*	*	*	*
04/06/2024	22:00	*	*	*	*	*	*	*	*	*	*	*	*	*	*	*	*	*	*	*	*	*	*	*	*	*	*
04/06/2024	23:00	*	*	*	*	*	*	*	*	*	*	*	*	*	*	*	*	*	*	*	*	*	*	*	*	*	*
24 Hr Summary		0	0	0	0	0	0	0	0	0	0	0	0	0	0	0	0	0	0	0	0	0	0	0	*	*	*

Date	Starting Hr:min	<15	15 to <20	20 to <25	25 to <30	30 to <35	35 to <40	40 to <45	45 to <50	50 to <55	55 to <60	60 to <65	65 to <70	70 to <75	75 to <80	80 to <85	85 to <90	90 to <95	95 to <100	100 to >105	Total Counts	Avg Speed (MPH)	85pct Speed	10MPH Pace	% in pace	# of Speeders	% Speeders
05/06/2024	00:00	*	*	*	*	*	*	*	*	*	*	*	*	*	*	*	*	*	*	*	*	*	*	*	*	*	*
05/06/2024	01:00	*	*	*	*	*	*	*	*	*	*	*	*	*	*	*	*	*	*	*	*	*	*	*	*	*	*
05/06/2024	02:00	*	*	*	*	*	*	*	*	*	*	*	*	*	*	*	*	*	*	*	*	*	*	*	*	*	*
05/06/2024	03:00	*	*	*	*	*	*	*	*	*	*	*	*	*	*	*	*	*	*	*	*	*	*	*	*	*	*
05/06/2024	04:00	*	*	*	*	*	*	*	*	*	*	*	*	*	*	*	*	*	*	*	*	*	*	*	*	*	*
05/06/2024	05:00	*	*	*	*	*	*	*	*	*	*	*	*	*	*	*	*	*	*	*	*	*	*	*	*	*	*
05/06/2024	06:00	*	*	*	*	*	*	*	*	*	*	*	*	*	*	*	*	*	*	*	*	*	*	*	*	*	*
05/06/2024	07:00	*	*	*	*	*	*	*	*	*	*	*	*	*	*	*	*	*	*	*	*	*	*	*	*	*	*
05/06/2024	08:00	*	*	*	*	*	*	*	*	*	*	*	*	*	*	*	*	*	*	*	*	*	*	*	*	*	*
05/06/2024	09:00	*	*	*	*	*	*	*	*	*	*	*	*	*	*	*	*	*	*	*	*	*	*	*	*	*	*
05/06/2024	10:00	*	*	*	*	*	*	*	*	*	*	*	*	*	*	*	*	*	*	*	*	*	*	*	*	*	*
05/06/2024	11:00	*	*	*	*	*	*	*	*	*	*	*	*	*	*	*	*	*	*	*	*	*	*	*	*	*	*
05/06/2024	12:00	*	*	*	*	*	*	*	*	*	*	*	*	*	*	*	*	*	*	*	*	*	*	*	*	*	*
05/06/2024	13:00	*	*	*	*	*	*	*	*	*	*	*	*	*	*	*	*	*	*	*	*	*	*	*	*	*	*
05/06/2024	14:00	*	*	*	*	*	*	*	*	*	*	*	*	*	*	*	*	*	*	*	*	*	*	*	*	*	*
05/06/2024	15:00	*	*	*	*	*	*	*	*	*	*	*	*	*	*	*	*	*	*	*	*	*	*	*	*	*	*
05/06/2024	16:00	*	*	*	*	*	*	*	*	*	*	*	*	*	*	*	*	*	*	*	*	*	*	*	*	*	*
05/06/2024	17:00	*	*	*	*	*	*	*	*	*	*	*	*	*	*	*	*	*	*	*	*	*	*	*	*	*	*
05/06/2024	18:00	*	*	*	*	*	*	*	*	*	*	*	*	*	*	*	*	*	*	*	*	*	*	*	*	*	*
05/06/2024	19:00	*	*	*	*	*	*	*	*	*	*	*	*	*	*	*	*	*	*	*	*	*	*	*	*	*	*
05/06/2024	20:00	*	*	*	*	*	*	*	*	*	*	*	*	*	*	*	*	*	*	*	*	*	*	*	*	*	*
05/06/2024	21:00	*	*	*	*	*	*	*	*	*	*	*	*	*	*	*	*	*	*	*	*	*	*	*	*	*	*
05/06/2024	22:00	*	*	*	*	*	*	*	*	*	*	*	*	*	*	*	*	*	*	*	*	*	*	*	*	*	*
05/06/2024	23:00	*	*	*	*	*	*	*	*	*	*	*	*	*	*	*	*	*	*	*	*	*	*	*	*	*	*
24 Hr Summary		0	0	0	0	0	0	0	0	0	0	0	0	0	0	0	0	0	0	0	0	0	0	*	*	*	*

Incoming Histogram

Tue22Aug24

SAM 9640

from Thu-Mar-21-2024-01-00-PM to Thu-Aug-22-2024-08-59-PM

Date	Starting Hr:min	<15	15 to <20	20 to <25	25 to <30	30 to <35	35 to <40	40 to <45	45 to <50	50 to <55	55 to <60	60 to <65	65 to <70	70 to <75	75 to <80	80 to <85	85 to <90	90 to <95	95 to <100	100 to >105	Total Counts	Avg Speed (MPH)	85pct Speed	10MPH Pace	% in pace	# of Speeders	% Speeders
06/06/2024	00:00	*	*	*	*	*	*	*	*	*	*	*	*	*	*	*	*	*	*	*	*	*	*	*	*	*	*
06/06/2024	01:00	*	*	*	*	*	*	*	*	*	*	*	*	*	*	*	*	*	*	*	*	*	*	*	*	*	*
06/06/2024	02:00	*	*	*	*	*	*	*	*	*	*	*	*	*	*	*	*	*	*	*	*	*	*	*	*	*	*
06/06/2024	03:00	*	*	*	*	*	*	*	*	*	*	*	*	*	*	*	*	*	*	*	*	*	*	*	*	*	*
06/06/2024	04:00	*	*	*	*	*	*	*	*	*	*	*	*	*	*	*	*	*	*	*	*	*	*	*	*	*	*
06/06/2024	05:00	*	*	*	*	*	*	*	*	*	*	*	*	*	*	*	*	*	*	*	*	*	*	*	*	*	*
06/06/2024	06:00	*	*	*	*	*	*	*	*	*	*	*	*	*	*	*	*	*	*	*	*	*	*	*	*	*	*
06/06/2024	07:00	*	*	*	*	*	*	*	*	*	*	*	*	*	*	*	*	*	*	*	*	*	*	*	*	*	*
06/06/2024	08:00	*	*	*	*	*	*	*	*	*	*	*	*	*	*	*	*	*	*	*	*	*	*	*	*	*	*
06/06/2024	09:00	*	*	*	*	*	*	*	*	*	*	*	*	*	*	*	*	*	*	*	*	*	*	*	*	*	*
06/06/2024	10:00	*	*	*	*	*	*	*	*	*	*	*	*	*	*	*	*	*	*	*	*	*	*	*	*	*	*
06/06/2024	11:00	*	*	*	*	*	*	*	*	*	*	*	*	*	*	*	*	*	*	*	*	*	*	*	*	*	*
06/06/2024	12:00	*	*	*	*	*	*	*	*	*	*	*	*	*	*	*	*	*	*	*	*	*	*	*	*	*	*
06/06/2024	13:00	*	*	*	*	*	*	*	*	*	*	*	*	*	*	*	*	*	*	*	*	*	*	*	*	*	*
06/06/2024	14:00	*	*	*	*	*	*	*	*	*	*	*	*	*	*	*	*	*	*	*	*	*	*	*	*	*	*
06/06/2024	15:00	*	*	*	*	*	*	*	*	*	*	*	*	*	*	*	*	*	*	*	*	*	*	*	*	*	*
06/06/2024	16:00	*	*	*	*	*	*	*	*	*	*	*	*	*	*	*	*	*	*	*	*	*	*	*	*	*	*
06/06/2024	17:00	*	*	*	*	*	*	*	*	*	*	*	*	*	*	*	*	*	*	*	*	*	*	*	*	*	*
06/06/2024	18:00	*	*	*	*	*	*	*	*	*	*	*	*	*	*	*	*	*	*	*	*	*	*	*	*	*	*
06/06/2024	19:00	*	*	*	*	*	*	*	*	*	*	*	*	*	*	*	*	*	*	*	*	*	*	*	*	*	*
06/06/2024	20:00	*	*	*	*	*	*	*	*	*	*	*	*	*	*	*	*	*	*	*	*	*	*	*	*	*	*
06/06/2024	21:00	*	*	*	*	*	*	*	*	*	*	*	*	*	*	*	*	*	*	*	*	*	*	*	*	*	*
06/06/2024	22:00	*	*	*	*	*	*	*	*	*	*	*	*	*	*	*	*	*	*	*	*	*	*	*	*	*	*
06/06/2024	23:00	*	*	*	*	*	*	*	*	*	*	*	*	*	*	*	*	*	*	*	*	*	*	*	*	*	*
24 Hr Summary		0	0	0	0	0	0	0	0	0	0	0	0	0	0	0	0	0	0	0	0	0	0	*	*	*	*

Date	Starting Hr:min	<15	15 to <20	20 to <25	25 to <30	30 to <35	35 to <40	40 to <45	45 to <50	50 to <55	55 to <60	60 to <65	65 to <70	70 to <75	75 to <80	80 to <85	85 to <90	90 to <95	95 to <100	100 to >105	Total Counts	Avg Speed (MPH)	85pct Speed	10MPH Pace	% in pace	# of Speeders	% Speeders
07/06/2024	00:00	*	*	*	*	*	*	*	*	*	*	*	*	*	*	*	*	*	*	*	*	*	*	*	*	*	*
07/06/2024	01:00	*	*	*	*	*	*	*	*	*	*	*	*	*	*	*	*	*	*	*	*	*	*	*	*	*	*
07/06/2024	02:00	*	*	*	*	*	*	*	*	*	*	*	*	*	*	*	*	*	*	*	*	*	*	*	*	*	*
07/06/2024	03:00	*	*	*	*	*	*	*	*	*	*	*	*	*	*	*	*	*	*	*	*	*	*	*	*	*	*
07/06/2024	04:00	*	*	*	*	*	*	*	*	*	*	*	*	*	*	*	*	*	*	*	*	*	*	*	*	*	*
07/06/2024	05:00	*	*	*	*	*	*	*	*	*	*	*	*	*	*	*	*	*	*	*	*	*	*	*	*	*	*
07/06/2024	06:00	*	*	*	*	*	*	*	*	*	*	*	*	*	*	*	*	*	*	*	*	*	*	*	*	*	*
07/06/2024	07:00	*	*	*	*	*	*	*	*	*	*	*	*	*	*	*	*	*	*	*	*	*	*	*	*	*	*
07/06/2024	08:00	*	*	*	*	*	*	*	*	*	*	*	*	*	*	*	*	*	*	*	*	*	*	*	*	*	*
07/06/2024	09:00	*	*	*	*	*	*	*	*	*	*	*	*	*	*	*	*	*	*	*	*	*	*	*	*	*	*
07/06/2024	10:00	*	*	*	*	*	*	*	*	*	*	*	*	*	*	*	*	*	*	*	*	*	*	*	*	*	*
07/06/2024	11:00	*	*	*	*	*	*	*	*	*	*	*	*	*	*	*	*	*	*	*	*	*	*	*	*	*	*
07/06/2024	12:00	*	*	*	*	*	*	*	*	*	*	*	*	*	*	*	*	*	*	*	*	*	*	*	*	*	*
07/06/2024	13:00	*	*	*	*	*	*	*	*	*	*	*	*	*	*	*	*	*	*	*	*	*	*	*	*	*	*
07/06/2024	14:00	*	*	*	*	*	*	*	*	*	*	*	*	*	*	*	*	*	*	*	*	*	*	*	*	*	*
07/06/2024	15:00	*	*	*	*	*	*	*	*	*	*	*	*	*	*	*	*	*	*	*	*	*	*	*	*	*	*
07/06/2024	16:00	*	*	*	*	*	*	*	*	*	*	*	*	*	*	*	*	*	*	*	*	*	*	*	*	*	*
07/06/2024	17:00	*	*	*	*	*	*	*	*	*	*	*	*	*	*	*	*	*	*	*	*	*	*	*	*	*	*
07/06/2024	18:00	*	*	*	*	*	*	*	*	*	*	*	*	*	*	*	*	*	*	*	*	*	*	*	*	*	*
07/06/2024	19:00	*	*	*	*	*	*	*	*	*	*	*	*	*	*	*	*	*	*	*	*	*	*	*	*	*	*
07/06/2024	20:00	*	*	*	*	*	*	*	*	*	*	*	*	*	*	*	*	*	*	*	*	*	*	*	*	*	*
07/06/2024	21:00	*	*	*	*	*	*	*	*	*	*	*	*	*	*	*	*	*	*	*	*	*	*	*	*	*	*
07/06/2024	22:00	*	*	*	*	*	*	*	*	*	*	*	*	*	*	*	*	*	*	*	*	*	*	*	*	*	*
07/06/2024	23:00	*	*	*	*	*	*	*	*	*	*	*	*	*	*	*	*	*	*	*	*	*	*	*	*	*	*
24 Hr Summary		0	0	0	0	0	0	0	0	0	0	0	0	0	0	0	0	0	0	0	0	0	0	0	*	*	*

Date	Starting Hr:min	<15	15 to <20	20 to <25	25 to <30	30 to <35	35 to <40	40 to <45	45 to <50	50 to <55	55 to <60	60 to <65	65 to <70	70 to <75	75 to <80	80 to <85	85 to <90	90 to <95	95 to <100	100 to >105	Total Counts	Avg Speed (MPH)	85pct Speed	10MPH Pace	% in pace	# of Speeders	% Speeders
08/06/2024	00:00	*	*	*	*	*	*	*	*	*	*	*	*	*	*	*	*	*	*	*	*	*	*	*	*	*	*
08/06/2024	01:00	*	*	*	*	*	*	*	*	*	*	*	*	*	*	*	*	*	*	*	*	*	*	*	*	*	*
08/06/2024	02:00	*	*	*	*	*	*	*	*	*	*	*	*	*	*	*	*	*	*	*	*	*	*	*	*	*	*
08/06/2024	03:00	*	*	*	*	*	*	*	*	*	*	*	*	*	*	*	*	*	*	*	*	*	*	*	*	*	*
08/06/2024	04:00	*	*	*	*	*	*	*	*	*	*	*	*	*	*	*	*	*	*	*	*	*	*	*	*	*	*
08/06/2024	05:00	*	*	*	*	*	*	*	*	*	*	*	*	*	*	*	*	*	*	*	*	*	*	*	*	*	*
08/06/2024	06:00	*	*	*	*	*	*	*	*	*	*	*	*	*	*	*	*	*	*	*	*	*	*	*	*	*	*
08/06/2024	07:00	*	*	*	*	*	*	*	*	*	*	*	*	*	*	*	*	*	*	*	*	*	*	*	*	*	*
08/06/2024	08:00	*	*	*	*	*	*	*	*	*	*	*	*	*	*	*	*	*	*	*	*	*	*	*	*	*	*
08/06/2024	09:00	*	*	*	*	*	*	*	*	*	*	*	*	*	*	*	*	*	*	*	*	*	*	*	*	*	*
08/06/2024	10:00	*	*	*	*	*	*	*	*	*	*	*	*	*	*	*	*	*	*	*	*	*	*	*	*	*	*
08/06/2024	11:00	*	*	*	*	*	*	*	*	*	*	*	*	*	*	*	*	*	*	*	*	*	*	*	*	*	*
08/06/2024	12:00	*	*	*	*	*	*	*	*	*	*	*	*	*	*	*	*	*	*	*	*	*	*	*	*	*	*
08/06/2024	13:00	*	*	*	*	*	*	*	*	*	*	*	*	*	*	*	*	*	*	*	*	*	*	*	*	*	*
08/06/2024	14:00	*	*	*	*	*	*	*	*	*	*	*	*	*	*	*	*	*	*	*	*	*	*	*	*	*	*
08/06/2024	15:00	*	*	*	*	*	*	*	*	*	*	*	*	*	*	*	*	*	*	*	*	*	*	*	*	*	*
08/06/2024	16:00	*	*	*	*	*	*	*	*	*	*	*	*	*	*	*	*	*	*	*	*	*	*	*	*	*	*
08/06/2024	17:00	*	*	*	*	*	*	*	*	*	*	*	*	*	*	*	*	*	*	*	*	*	*	*	*	*	*
08/06/2024	18:00	*	*	*	*	*	*	*	*	*	*	*	*	*	*	*	*	*	*	*	*	*	*	*	*	*	*
08/06/2024	19:00	*	*	*	*	*	*	*	*	*	*	*	*	*	*	*	*	*	*	*	*	*	*	*	*	*	*
08/06/2024	20:00	*	*	*	*	*	*	*	*	*	*	*	*	*	*	*	*	*	*	*	*	*	*	*	*	*	*
08/06/2024	21:00	*	*	*	*	*	*	*	*	*	*	*	*	*	*	*	*	*	*	*	*	*	*	*	*	*	*
08/06/2024	22:00	*	*	*	*	*	*	*	*	*	*	*	*	*	*	*	*	*	*	*	*	*	*	*	*	*	*
08/06/2024	23:00	*	*	*	*	*	*	*	*	*	*	*	*	*	*	*	*	*	*	*	*	*	*	*	*	*	*
24 Hr Summary		0	0	0	0	0	0	0	0	0	0	0	0	0	0	0	0	0	0	0	0	0	0	*	*	*	*

Date	Starting Hr:min	<15	15 to <20	20 to <25	25 to <30	30 to <35	35 to <40	40 to <45	45 to <50	50 to <55	55 to <60	60 to <65	65 to <70	70 to <75	75 to <80	80 to <85	85 to <90	90 to <95	95 to <100	100 to >105	Total Counts	Avg Speed (MPH)	85pct Speed	10MPH Pace	% in pace	# of Speeders	% Speeders
09/06/2024	00:00	*	*	*	*	*	*	*	*	*	*	*	*	*	*	*	*	*	*	*	*	*	*	*	*	*	*
09/06/2024	01:00	*	*	*	*	*	*	*	*	*	*	*	*	*	*	*	*	*	*	*	*	*	*	*	*	*	*
09/06/2024	02:00	*	*	*	*	*	*	*	*	*	*	*	*	*	*	*	*	*	*	*	*	*	*	*	*	*	*
09/06/2024	03:00	*	*	*	*	*	*	*	*	*	*	*	*	*	*	*	*	*	*	*	*	*	*	*	*	*	*
09/06/2024	04:00	*	*	*	*	*	*	*	*	*	*	*	*	*	*	*	*	*	*	*	*	*	*	*	*	*	*
09/06/2024	05:00	*	*	*	*	*	*	*	*	*	*	*	*	*	*	*	*	*	*	*	*	*	*	*	*	*	*
09/06/2024	06:00	*	*	*	*	*	*	*	*	*	*	*	*	*	*	*	*	*	*	*	*	*	*	*	*	*	*
09/06/2024	07:00	*	*	*	*	*	*	*	*	*	*	*	*	*	*	*	*	*	*	*	*	*	*	*	*	*	*
09/06/2024	08:00	*	*	*	*	*	*	*	*	*	*	*	*	*	*	*	*	*	*	*	*	*	*	*	*	*	*
09/06/2024	09:00	*	*	*	*	*	*	*	*	*	*	*	*	*	*	*	*	*	*	*	*	*	*	*	*	*	*
09/06/2024	10:00	*	*	*	*	*	*	*	*	*	*	*	*	*	*	*	*	*	*	*	*	*	*	*	*	*	*
09/06/2024	11:00	*	*	*	*	*	*	*	*	*	*	*	*	*	*	*	*	*	*	*	*	*	*	*	*	*	*
09/06/2024	12:00	*	*	*	*	*	*	*	*	*	*	*	*	*	*	*	*	*	*	*	*	*	*	*	*	*	*
09/06/2024	13:00	*	*	*	*	*	*	*	*	*	*	*	*	*	*	*	*	*	*	*	*	*	*	*	*	*	*
09/06/2024	14:00	*	*	*	*	*	*	*	*	*	*	*	*	*	*	*	*	*	*	*	*	*	*	*	*	*	*
09/06/2024	15:00	*	*	*	*	*	*	*	*	*	*	*	*	*	*	*	*	*	*	*	*	*	*	*	*	*	*
09/06/2024	16:00	*	*	*	*	*	*	*	*	*	*	*	*	*	*	*	*	*	*	*	*	*	*	*	*	*	*
09/06/2024	17:00	*	*	*	*	*	*	*	*	*	*	*	*	*	*	*	*	*	*	*	*	*	*	*	*	*	*
09/06/2024	18:00	*	*	*	*	*	*	*	*	*	*	*	*	*	*	*	*	*	*	*	*	*	*	*	*	*	*
09/06/2024	19:00	*	*	*	*	*	*	*	*	*	*	*	*	*	*	*	*	*	*	*	*	*	*	*	*	*	*
09/06/2024	20:00	*	*	*	*	*	*	*	*	*	*	*	*	*	*	*	*	*	*	*	*	*	*	*	*	*	*
09/06/2024	21:00	*	*	*	*	*	*	*	*	*	*	*	*	*	*	*	*	*	*	*	*	*	*	*	*	*	*
09/06/2024	22:00	*	*	*	*	*	*	*	*	*	*	*	*	*	*	*	*	*	*	*	*	*	*	*	*	*	*
09/06/2024	23:00	*	*	*	*	*	*	*	*	*	*	*	*	*	*	*	*	*	*	*	*	*	*	*	*	*	*
24 Hr Summary		0	0	0	0	0	0	0	0	0	0	0	0	0	0	0	0	0	0	0	0	0	0	*	*	*	*

Date	Starting Hr:min	<15	15 to <20	20 to <25	25 to <30	30 to <35	35 to <40	40 to <45	45 to <50	50 to <55	55 to <60	60 to <65	65 to <70	70 to <75	75 to <80	80 to <85	85 to <90	90 to <95	95 to <100	100 to >105	Total Counts	Avg Speed (MPH)	85pct Speed	10MPH Pace	% in pace	# of Speeders	% Speeders
10/06/2024	00:00	*	*	*	*	*	*	*	*	*	*	*	*	*	*	*	*	*	*	*	*	*	*	*	*	*	*
10/06/2024	01:00	*	*	*	*	*	*	*	*	*	*	*	*	*	*	*	*	*	*	*	*	*	*	*	*	*	*
10/06/2024	02:00	*	*	*	*	*	*	*	*	*	*	*	*	*	*	*	*	*	*	*	*	*	*	*	*	*	*
10/06/2024	03:00	*	*	*	*	*	*	*	*	*	*	*	*	*	*	*	*	*	*	*	*	*	*	*	*	*	*
10/06/2024	04:00	*	*	*	*	*	*	*	*	*	*	*	*	*	*	*	*	*	*	*	*	*	*	*	*	*	*
10/06/2024	05:00	*	*	*	*	*	*	*	*	*	*	*	*	*	*	*	*	*	*	*	*	*	*	*	*	*	*
10/06/2024	06:00	*	*	*	*	*	*	*	*	*	*	*	*	*	*	*	*	*	*	*	*	*	*	*	*	*	*
10/06/2024	07:00	*	*	*	*	*	*	*	*	*	*	*	*	*	*	*	*	*	*	*	*	*	*	*	*	*	*
10/06/2024	08:00	*	*	*	*	*	*	*	*	*	*	*	*	*	*	*	*	*	*	*	*	*	*	*	*	*	*
10/06/2024	09:00	*	*	*	*	*	*	*	*	*	*	*	*	*	*	*	*	*	*	*	*	*	*	*	*	*	*
10/06/2024	10:00	*	*	*	*	*	*	*	*	*	*	*	*	*	*	*	*	*	*	*	*	*	*	*	*	*	*
10/06/2024	11:00	*	*	*	*	*	*	*	*	*	*	*	*	*	*	*	*	*	*	*	*	*	*	*	*	*	*
10/06/2024	12:00	*	*	*	*	*	*	*	*	*	*	*	*	*	*	*	*	*	*	*	*	*	*	*	*	*	*
10/06/2024	13:00	*	*	*	*	*	*	*	*	*	*	*	*	*	*	*	*	*	*	*	*	*	*	*	*	*	*
10/06/2024	14:00	*	*	*	*	*	*	*	*	*	*	*	*	*	*	*	*	*	*	*	*	*	*	*	*	*	*
10/06/2024	15:00	*	*	*	*	*	*	*	*	*	*	*	*	*	*	*	*	*	*	*	*	*	*	*	*	*	*
10/06/2024	16:00	*	*	*	*	*	*	*	*	*	*	*	*	*	*	*	*	*	*	*	*	*	*	*	*	*	*
10/06/2024	17:00	*	*	*	*	*	*	*	*	*	*	*	*	*	*	*	*	*	*	*	*	*	*	*	*	*	*
10/06/2024	18:00	*	*	*	*	*	*	*	*	*	*	*	*	*	*	*	*	*	*	*	*	*	*	*	*	*	*
10/06/2024	19:00	*	*	*	*	*	*	*	*	*	*	*	*	*	*	*	*	*	*	*	*	*	*	*	*	*	*
10/06/2024	20:00	*	*	*	*	*	*	*	*	*	*	*	*	*	*	*	*	*	*	*	*	*	*	*	*	*	*
10/06/2024	21:00	*	*	*	*	*	*	*	*	*	*	*	*	*	*	*	*	*	*	*	*	*	*	*	*	*	*
10/06/2024	22:00	*	*	*	*	*	*	*	*	*	*	*	*	*	*	*	*	*	*	*	*	*	*	*	*	*	*
10/06/2024	23:00	*	*	*	*	*	*	*	*	*	*	*	*	*	*	*	*	*	*	*	*	*	*	*	*	*	*
24 Hr Summary		0	0	0	0	0	0	0	0	0	0	0	0	0	0	0	0	0	0	0	0	0	0	*	*	*	*

Incoming Histogram

Tue22Aug24

SAM 9640

from Thu-Mar-21-2024-01-00-PM to Thu-Aug-22-2024-08-59-PM

Date	Starting Hr:min	<15	15 to <20	20 to <25	25 to <30	30 to <35	35 to <40	40 to <45	45 to <50	50 to <55	55 to <60	60 to <65	65 to <70	70 to <75	75 to <80	80 to <85	85 to <90	90 to <95	95 to <100	100 to >105	Total Counts	Avg Speed (MPH)	85pct Speed	10MPH Pace	% in pace	# of Speeders	% Speeders
11/06/2024	00:00	*	*	*	*	*	*	*	*	*	*	*	*	*	*	*	*	*	*	*	*	*	*	*	*	*	*
11/06/2024	01:00	*	*	*	*	*	*	*	*	*	*	*	*	*	*	*	*	*	*	*	*	*	*	*	*	*	*
11/06/2024	02:00	*	*	*	*	*	*	*	*	*	*	*	*	*	*	*	*	*	*	*	*	*	*	*	*	*	*
11/06/2024	03:00	*	*	*	*	*	*	*	*	*	*	*	*	*	*	*	*	*	*	*	*	*	*	*	*	*	*
11/06/2024	04:00	*	*	*	*	*	*	*	*	*	*	*	*	*	*	*	*	*	*	*	*	*	*	*	*	*	*
11/06/2024	05:00	*	*	*	*	*	*	*	*	*	*	*	*	*	*	*	*	*	*	*	*	*	*	*	*	*	*
11/06/2024	06:00	*	*	*	*	*	*	*	*	*	*	*	*	*	*	*	*	*	*	*	*	*	*	*	*	*	*
11/06/2024	07:00	*	*	*	*	*	*	*	*	*	*	*	*	*	*	*	*	*	*	*	*	*	*	*	*	*	*
11/06/2024	08:00	*	*	*	*	*	*	*	*	*	*	*	*	*	*	*	*	*	*	*	*	*	*	*	*	*	*
11/06/2024	09:00	*	*	*	*	*	*	*	*	*	*	*	*	*	*	*	*	*	*	*	*	*	*	*	*	*	*
11/06/2024	10:00	*	*	*	*	*	*	*	*	*	*	*	*	*	*	*	*	*	*	*	*	*	*	*	*	*	*
11/06/2024	11:00	*	*	*	*	*	*	*	*	*	*	*	*	*	*	*	*	*	*	*	*	*	*	*	*	*	*
11/06/2024	12:00	*	*	*	*	*	*	*	*	*	*	*	*	*	*	*	*	*	*	*	*	*	*	*	*	*	*
11/06/2024	13:00	*	*	*	*	*	*	*	*	*	*	*	*	*	*	*	*	*	*	*	*	*	*	*	*	*	*
11/06/2024	14:00	*	*	*	*	*	*	*	*	*	*	*	*	*	*	*	*	*	*	*	*	*	*	*	*	*	*
11/06/2024	15:00	*	*	*	*	*	*	*	*	*	*	*	*	*	*	*	*	*	*	*	*	*	*	*	*	*	*
11/06/2024	16:00	*	*	*	*	*	*	*	*	*	*	*	*	*	*	*	*	*	*	*	*	*	*	*	*	*	*
11/06/2024	17:00	*	*	*	*	*	*	*	*	*	*	*	*	*	*	*	*	*	*	*	*	*	*	*	*	*	*
11/06/2024	18:00	*	*	*	*	*	*	*	*	*	*	*	*	*	*	*	*	*	*	*	*	*	*	*	*	*	*
11/06/2024	19:00	*	*	*	*	*	*	*	*	*	*	*	*	*	*	*	*	*	*	*	*	*	*	*	*	*	*
11/06/2024	20:00	*	*	*	*	*	*	*	*	*	*	*	*	*	*	*	*	*	*	*	*	*	*	*	*	*	*
11/06/2024	21:00	*	*	*	*	*	*	*	*	*	*	*	*	*	*	*	*	*	*	*	*	*	*	*	*	*	*
11/06/2024	22:00	*	*	*	*	*	*	*	*	*	*	*	*	*	*	*	*	*	*	*	*	*	*	*	*	*	*
11/06/2024	23:00	*	*	*	*	*	*	*	*	*	*	*	*	*	*	*	*	*	*	*	*	*	*	*	*	*	*
24 Hr Summary		0	0	0	0	0	0	0	0	0	0	0	0	0	0	0	0	0	0	0	0	0	0	*	*	*	*

Incoming Histogram

Tue22Aug24

SAM 9640

from Thu-Mar-21-2024-01-00-PM to Thu-Aug-22-2024-08-59-PM

Date	Starting Hr:min	<15	15 to <20	20 to <25	25 to <30	30 to <35	35 to <40	40 to <45	45 to <50	50 to <55	55 to <60	60 to <65	65 to <70	70 to <75	75 to <80	80 to <85	85 to <90	90 to <95	95 to <100	100 to >105	Total Counts	Avg Speed (MPH)	85pct Speed	10MPH Pace	% in pace	# of Speeders	% Speeders
12/06/2024	00:00	*	*	*	*	*	*	*	*	*	*	*	*	*	*	*	*	*	*	*	*	*	*	*	*	*	*
12/06/2024	01:00	*	*	*	*	*	*	*	*	*	*	*	*	*	*	*	*	*	*	*	*	*	*	*	*	*	*
12/06/2024	02:00	*	*	*	*	*	*	*	*	*	*	*	*	*	*	*	*	*	*	*	*	*	*	*	*	*	*
12/06/2024	03:00	*	*	*	*	*	*	*	*	*	*	*	*	*	*	*	*	*	*	*	*	*	*	*	*	*	*
12/06/2024	04:00	*	*	*	*	*	*	*	*	*	*	*	*	*	*	*	*	*	*	*	*	*	*	*	*	*	*
12/06/2024	05:00	*	*	*	*	*	*	*	*	*	*	*	*	*	*	*	*	*	*	*	*	*	*	*	*	*	*
12/06/2024	06:00	*	*	*	*	*	*	*	*	*	*	*	*	*	*	*	*	*	*	*	*	*	*	*	*	*	*
12/06/2024	07:00	*	*	*	*	*	*	*	*	*	*	*	*	*	*	*	*	*	*	*	*	*	*	*	*	*	*
12/06/2024	08:00	*	*	*	*	*	*	*	*	*	*	*	*	*	*	*	*	*	*	*	*	*	*	*	*	*	*
12/06/2024	09:00	*	*	*	*	*	*	*	*	*	*	*	*	*	*	*	*	*	*	*	*	*	*	*	*	*	*
12/06/2024	10:00	*	*	*	*	*	*	*	*	*	*	*	*	*	*	*	*	*	*	*	*	*	*	*	*	*	*
12/06/2024	11:00	*	*	*	*	*	*	*	*	*	*	*	*	*	*	*	*	*	*	*	*	*	*	*	*	*	*
12/06/2024	12:00	*	*	*	*	*	*	*	*	*	*	*	*	*	*	*	*	*	*	*	*	*	*	*	*	*	*
12/06/2024	13:00	*	*	*	*	*	*	*	*	*	*	*	*	*	*	*	*	*	*	*	*	*	*	*	*	*	*
12/06/2024	14:00	*	*	*	*	*	*	*	*	*	*	*	*	*	*	*	*	*	*	*	*	*	*	*	*	*	*
12/06/2024	15:00	*	*	*	*	*	*	*	*	*	*	*	*	*	*	*	*	*	*	*	*	*	*	*	*	*	*
12/06/2024	16:00	*	*	*	*	*	*	*	*	*	*	*	*	*	*	*	*	*	*	*	*	*	*	*	*	*	*
12/06/2024	17:00	*	*	*	*	*	*	*	*	*	*	*	*	*	*	*	*	*	*	*	*	*	*	*	*	*	*
12/06/2024	18:00	*	*	*	*	*	*	*	*	*	*	*	*	*	*	*	*	*	*	*	*	*	*	*	*	*	*
12/06/2024	19:00	*	*	*	*	*	*	*	*	*	*	*	*	*	*	*	*	*	*	*	*	*	*	*	*	*	*
12/06/2024	20:00	*	*	*	*	*	*	*	*	*	*	*	*	*	*	*	*	*	*	*	*	*	*	*	*	*	*
12/06/2024	21:00	*	*	*	*	*	*	*	*	*	*	*	*	*	*	*	*	*	*	*	*	*	*	*	*	*	*
12/06/2024	22:00	*	*	*	*	*	*	*	*	*	*	*	*	*	*	*	*	*	*	*	*	*	*	*	*	*	*
12/06/2024	23:00	*	*	*	*	*	*	*	*	*	*	*	*	*	*	*	*	*	*	*	*	*	*	*	*	*	*
24 Hr Summary		0	0	0	0	0	0	0	0	0	0	0	0	0	0	0	0	0	0	0	0	0	0	*	*	*	*

Date	Starting Hr:min	<15	15 to <20	20 to <25	25 to <30	30 to <35	35 to <40	40 to <45	45 to <50	50 to <55	55 to <60	60 to <65	65 to <70	70 to <75	75 to <80	80 to <85	85 to <90	90 to <95	95 to <100	100 to >105	Total Counts	Avg Speed (MPH)	85pct Speed	10MPH Pace	% in pace	# of Speeders	% Speeders
13/06/2024	00:00	*	*	*	*	*	*	*	*	*	*	*	*	*	*	*	*	*	*	*	*	*	*	*	*	*	*
13/06/2024	01:00	*	*	*	*	*	*	*	*	*	*	*	*	*	*	*	*	*	*	*	*	*	*	*	*	*	*
13/06/2024	02:00	*	*	*	*	*	*	*	*	*	*	*	*	*	*	*	*	*	*	*	*	*	*	*	*	*	*
13/06/2024	03:00	*	*	*	*	*	*	*	*	*	*	*	*	*	*	*	*	*	*	*	*	*	*	*	*	*	*
13/06/2024	04:00	*	*	*	*	*	*	*	*	*	*	*	*	*	*	*	*	*	*	*	*	*	*	*	*	*	*
13/06/2024	05:00	*	*	*	*	*	*	*	*	*	*	*	*	*	*	*	*	*	*	*	*	*	*	*	*	*	*
13/06/2024	06:00	*	*	*	*	*	*	*	*	*	*	*	*	*	*	*	*	*	*	*	*	*	*	*	*	*	*
13/06/2024	07:00	*	*	*	*	*	*	*	*	*	*	*	*	*	*	*	*	*	*	*	*	*	*	*	*	*	*
13/06/2024	08:00	*	*	*	*	*	*	*	*	*	*	*	*	*	*	*	*	*	*	*	*	*	*	*	*	*	*
13/06/2024	09:00	*	*	*	*	*	*	*	*	*	*	*	*	*	*	*	*	*	*	*	*	*	*	*	*	*	*
13/06/2024	10:00	*	*	*	*	*	*	*	*	*	*	*	*	*	*	*	*	*	*	*	*	*	*	*	*	*	*
13/06/2024	11:00	*	*	*	*	*	*	*	*	*	*	*	*	*	*	*	*	*	*	*	*	*	*	*	*	*	*
13/06/2024	12:00	*	*	*	*	*	*	*	*	*	*	*	*	*	*	*	*	*	*	*	*	*	*	*	*	*	*
13/06/2024	13:00	*	*	*	*	*	*	*	*	*	*	*	*	*	*	*	*	*	*	*	*	*	*	*	*	*	*
13/06/2024	14:00	*	*	*	*	*	*	*	*	*	*	*	*	*	*	*	*	*	*	*	*	*	*	*	*	*	*
13/06/2024	15:00	*	*	*	*	*	*	*	*	*	*	*	*	*	*	*	*	*	*	*	*	*	*	*	*	*	*
13/06/2024	16:00	*	*	*	*	*	*	*	*	*	*	*	*	*	*	*	*	*	*	*	*	*	*	*	*	*	*
13/06/2024	17:00	*	*	*	*	*	*	*	*	*	*	*	*	*	*	*	*	*	*	*	*	*	*	*	*	*	*
13/06/2024	18:00	*	*	*	*	*	*	*	*	*	*	*	*	*	*	*	*	*	*	*	*	*	*	*	*	*	*
13/06/2024	19:00	*	*	*	*	*	*	*	*	*	*	*	*	*	*	*	*	*	*	*	*	*	*	*	*	*	*
13/06/2024	20:00	*	*	*	*	*	*	*	*	*	*	*	*	*	*	*	*	*	*	*	*	*	*	*	*	*	*
13/06/2024	21:00	*	*	*	*	*	*	*	*	*	*	*	*	*	*	*	*	*	*	*	*	*	*	*	*	*	*
13/06/2024	22:00	*	*	*	*	*	*	*	*	*	*	*	*	*	*	*	*	*	*	*	*	*	*	*	*	*	*
13/06/2024	23:00	*	*	*	*	*	*	*	*	*	*	*	*	*	*	*	*	*	*	*	*	*	*	*	*	*	*
24 Hr Summary		0	0	0	0	0	0	0	0	0	0	0	0	0	0	0	0	0	0	0	0	0	0	*	*	*	*

Date	Starting Hr:min	<15	15 to <20	20 to <25	25 to <30	30 to <35	35 to <40	40 to <45	45 to <50	50 to <55	55 to <60	60 to <65	65 to <70	70 to <75	75 to <80	80 to <85	85 to <90	90 to <95	95 to <100	100 to >105	Total Counts	Avg Speed (MPH)	85pct Speed	10MPH Pace	% in pace	# of Speeders	% Speeders
14/06/2024	00:00	*	*	*	*	*	*	*	*	*	*	*	*	*	*	*	*	*	*	*	*	*	*	*	*	*	*
14/06/2024	01:00	*	*	*	*	*	*	*	*	*	*	*	*	*	*	*	*	*	*	*	*	*	*	*	*	*	*
14/06/2024	02:00	*	*	*	*	*	*	*	*	*	*	*	*	*	*	*	*	*	*	*	*	*	*	*	*	*	*
14/06/2024	03:00	*	*	*	*	*	*	*	*	*	*	*	*	*	*	*	*	*	*	*	*	*	*	*	*	*	*
14/06/2024	04:00	*	*	*	*	*	*	*	*	*	*	*	*	*	*	*	*	*	*	*	*	*	*	*	*	*	*
14/06/2024	05:00	*	*	*	*	*	*	*	*	*	*	*	*	*	*	*	*	*	*	*	*	*	*	*	*	*	*
14/06/2024	06:00	*	*	*	*	*	*	*	*	*	*	*	*	*	*	*	*	*	*	*	*	*	*	*	*	*	*
14/06/2024	07:00	*	*	*	*	*	*	*	*	*	*	*	*	*	*	*	*	*	*	*	*	*	*	*	*	*	*
14/06/2024	08:00	*	*	*	*	*	*	*	*	*	*	*	*	*	*	*	*	*	*	*	*	*	*	*	*	*	*
14/06/2024	09:00	*	*	*	*	*	*	*	*	*	*	*	*	*	*	*	*	*	*	*	*	*	*	*	*	*	*
14/06/2024	10:00	*	*	*	*	*	*	*	*	*	*	*	*	*	*	*	*	*	*	*	*	*	*	*	*	*	*
14/06/2024	11:00	*	*	*	*	*	*	*	*	*	*	*	*	*	*	*	*	*	*	*	*	*	*	*	*	*	*
14/06/2024	12:00	*	*	*	*	*	*	*	*	*	*	*	*	*	*	*	*	*	*	*	*	*	*	*	*	*	*
14/06/2024	13:00	*	*	*	*	*	*	*	*	*	*	*	*	*	*	*	*	*	*	*	*	*	*	*	*	*	*
14/06/2024	14:00	*	*	*	*	*	*	*	*	*	*	*	*	*	*	*	*	*	*	*	*	*	*	*	*	*	*
14/06/2024	15:00	*	*	*	*	*	*	*	*	*	*	*	*	*	*	*	*	*	*	*	*	*	*	*	*	*	*
14/06/2024	16:00	*	*	*	*	*	*	*	*	*	*	*	*	*	*	*	*	*	*	*	*	*	*	*	*	*	*
14/06/2024	17:00	*	*	*	*	*	*	*	*	*	*	*	*	*	*	*	*	*	*	*	*	*	*	*	*	*	*
14/06/2024	18:00	*	*	*	*	*	*	*	*	*	*	*	*	*	*	*	*	*	*	*	*	*	*	*	*	*	*
14/06/2024	19:00	*	*	*	*	*	*	*	*	*	*	*	*	*	*	*	*	*	*	*	*	*	*	*	*	*	*
14/06/2024	20:00	*	*	*	*	*	*	*	*	*	*	*	*	*	*	*	*	*	*	*	*	*	*	*	*	*	*
14/06/2024	21:00	*	*	*	*	*	*	*	*	*	*	*	*	*	*	*	*	*	*	*	*	*	*	*	*	*	*
14/06/2024	22:00	*	*	*	*	*	*	*	*	*	*	*	*	*	*	*	*	*	*	*	*	*	*	*	*	*	*
14/06/2024	23:00	*	*	*	*	*	*	*	*	*	*	*	*	*	*	*	*	*	*	*	*	*	*	*	*	*	*
24 Hr Summary		0	0	0	0	0	0	0	0	0	0	0	0	0	0	0	0	0	0	0	0	0	0	0	*	*	*

Incoming Histogram

Tue22Aug24

SAM 9640

from Thu-Mar-21-2024-01-00-PM to Thu-Aug-22-2024-08-59-PM

Date	Starting Hr:min	<15	15 to <20	20 to <25	25 to <30	30 to <35	35 to <40	40 to <45	45 to <50	50 to <55	55 to <60	60 to <65	65 to <70	70 to <75	75 to <80	80 to <85	85 to <90	90 to <95	95 to <100	100 to >105	Total Counts	Avg Speed (MPH)	85pct Speed	10MPH Pace	% in pace	# of Speeders	% Speeders
15/06/2024	00:00	*	*	*	*	*	*	*	*	*	*	*	*	*	*	*	*	*	*	*	*	*	*	*	*	*	*
15/06/2024	01:00	*	*	*	*	*	*	*	*	*	*	*	*	*	*	*	*	*	*	*	*	*	*	*	*	*	*
15/06/2024	02:00	*	*	*	*	*	*	*	*	*	*	*	*	*	*	*	*	*	*	*	*	*	*	*	*	*	*
15/06/2024	03:00	*	*	*	*	*	*	*	*	*	*	*	*	*	*	*	*	*	*	*	*	*	*	*	*	*	*
15/06/2024	04:00	*	*	*	*	*	*	*	*	*	*	*	*	*	*	*	*	*	*	*	*	*	*	*	*	*	*
15/06/2024	05:00	*	*	*	*	*	*	*	*	*	*	*	*	*	*	*	*	*	*	*	*	*	*	*	*	*	*
15/06/2024	06:00	*	*	*	*	*	*	*	*	*	*	*	*	*	*	*	*	*	*	*	*	*	*	*	*	*	*
15/06/2024	07:00	*	*	*	*	*	*	*	*	*	*	*	*	*	*	*	*	*	*	*	*	*	*	*	*	*	*
15/06/2024	08:00	*	*	*	*	*	*	*	*	*	*	*	*	*	*	*	*	*	*	*	*	*	*	*	*	*	*
15/06/2024	09:00	*	*	*	*	*	*	*	*	*	*	*	*	*	*	*	*	*	*	*	*	*	*	*	*	*	*
15/06/2024	10:00	*	*	*	*	*	*	*	*	*	*	*	*	*	*	*	*	*	*	*	*	*	*	*	*	*	*
15/06/2024	11:00	*	*	*	*	*	*	*	*	*	*	*	*	*	*	*	*	*	*	*	*	*	*	*	*	*	*
15/06/2024	12:00	*	*	*	*	*	*	*	*	*	*	*	*	*	*	*	*	*	*	*	*	*	*	*	*	*	*
15/06/2024	13:00	*	*	*	*	*	*	*	*	*	*	*	*	*	*	*	*	*	*	*	*	*	*	*	*	*	*
15/06/2024	14:00	*	*	*	*	*	*	*	*	*	*	*	*	*	*	*	*	*	*	*	*	*	*	*	*	*	*
15/06/2024	15:00	*	*	*	*	*	*	*	*	*	*	*	*	*	*	*	*	*	*	*	*	*	*	*	*	*	*
15/06/2024	16:00	*	*	*	*	*	*	*	*	*	*	*	*	*	*	*	*	*	*	*	*	*	*	*	*	*	*
15/06/2024	17:00	*	*	*	*	*	*	*	*	*	*	*	*	*	*	*	*	*	*	*	*	*	*	*	*	*	*
15/06/2024	18:00	*	*	*	*	*	*	*	*	*	*	*	*	*	*	*	*	*	*	*	*	*	*	*	*	*	*
15/06/2024	19:00	*	*	*	*	*	*	*	*	*	*	*	*	*	*	*	*	*	*	*	*	*	*	*	*	*	*
15/06/2024	20:00	*	*	*	*	*	*	*	*	*	*	*	*	*	*	*	*	*	*	*	*	*	*	*	*	*	*
15/06/2024	21:00	*	*	*	*	*	*	*	*	*	*	*	*	*	*	*	*	*	*	*	*	*	*	*	*	*	*
15/06/2024	22:00	*	*	*	*	*	*	*	*	*	*	*	*	*	*	*	*	*	*	*	*	*	*	*	*	*	*
15/06/2024	23:00	*	*	*	*	*	*	*	*	*	*	*	*	*	*	*	*	*	*	*	*	*	*	*	*	*	*
24 Hr Summary		0	0	0	0	0	0	0	0	0	0	0	0	0	0	0	0	0	0	0	0	0	0	*	*	*	*

Incoming Histogram

Tue22Aug24

SAM 9640

from Thu-Mar-21-2024-01-00-PM to Thu-Aug-22-2024-08-59-PM

Date	Starting Hr:min	<15	15 to <20	20 to <25	25 to <30	30 to <35	35 to <40	40 to <45	45 to <50	50 to <55	55 to <60	60 to <65	65 to <70	70 to <75	75 to <80	80 to <85	85 to <90	90 to <95	95 to <100	100 to >105	Total Counts	Avg Speed (MPH)	85pct Speed	10MPH Pace	% in pace	# of Speeders	% Speeders
16/06/2024	00:00	*	*	*	*	*	*	*	*	*	*	*	*	*	*	*	*	*	*	*	*	*	*	*	*	*	*
16/06/2024	01:00	*	*	*	*	*	*	*	*	*	*	*	*	*	*	*	*	*	*	*	*	*	*	*	*	*	*
16/06/2024	02:00	*	*	*	*	*	*	*	*	*	*	*	*	*	*	*	*	*	*	*	*	*	*	*	*	*	*
16/06/2024	03:00	*	*	*	*	*	*	*	*	*	*	*	*	*	*	*	*	*	*	*	*	*	*	*	*	*	*
16/06/2024	04:00	*	*	*	*	*	*	*	*	*	*	*	*	*	*	*	*	*	*	*	*	*	*	*	*	*	*
16/06/2024	05:00	*	*	*	*	*	*	*	*	*	*	*	*	*	*	*	*	*	*	*	*	*	*	*	*	*	*
16/06/2024	06:00	*	*	*	*	*	*	*	*	*	*	*	*	*	*	*	*	*	*	*	*	*	*	*	*	*	*
16/06/2024	07:00	*	*	*	*	*	*	*	*	*	*	*	*	*	*	*	*	*	*	*	*	*	*	*	*	*	*
16/06/2024	08:00	*	*	*	*	*	*	*	*	*	*	*	*	*	*	*	*	*	*	*	*	*	*	*	*	*	*
16/06/2024	09:00	*	*	*	*	*	*	*	*	*	*	*	*	*	*	*	*	*	*	*	*	*	*	*	*	*	*
16/06/2024	10:00	*	*	*	*	*	*	*	*	*	*	*	*	*	*	*	*	*	*	*	*	*	*	*	*	*	*
16/06/2024	11:00	*	*	*	*	*	*	*	*	*	*	*	*	*	*	*	*	*	*	*	*	*	*	*	*	*	*
16/06/2024	12:00	*	*	*	*	*	*	*	*	*	*	*	*	*	*	*	*	*	*	*	*	*	*	*	*	*	*
16/06/2024	13:00	*	*	*	*	*	*	*	*	*	*	*	*	*	*	*	*	*	*	*	*	*	*	*	*	*	*
16/06/2024	14:00	*	*	*	*	*	*	*	*	*	*	*	*	*	*	*	*	*	*	*	*	*	*	*	*	*	*
16/06/2024	15:00	*	*	*	*	*	*	*	*	*	*	*	*	*	*	*	*	*	*	*	*	*	*	*	*	*	*
16/06/2024	16:00	*	*	*	*	*	*	*	*	*	*	*	*	*	*	*	*	*	*	*	*	*	*	*	*	*	*
16/06/2024	17:00	*	*	*	*	*	*	*	*	*	*	*	*	*	*	*	*	*	*	*	*	*	*	*	*	*	*
16/06/2024	18:00	*	*	*	*	*	*	*	*	*	*	*	*	*	*	*	*	*	*	*	*	*	*	*	*	*	*
16/06/2024	19:00	*	*	*	*	*	*	*	*	*	*	*	*	*	*	*	*	*	*	*	*	*	*	*	*	*	*
16/06/2024	20:00	*	*	*	*	*	*	*	*	*	*	*	*	*	*	*	*	*	*	*	*	*	*	*	*	*	*
16/06/2024	21:00	*	*	*	*	*	*	*	*	*	*	*	*	*	*	*	*	*	*	*	*	*	*	*	*	*	*
16/06/2024	22:00	*	*	*	*	*	*	*	*	*	*	*	*	*	*	*	*	*	*	*	*	*	*	*	*	*	*
16/06/2024	23:00	*	*	*	*	*	*	*	*	*	*	*	*	*	*	*	*	*	*	*	*	*	*	*	*	*	*
24 Hr Summary		0	0	0	0	0	0	0	0	0	0	0	0	0	0	0	0	0	0	0	0	0	0	0	*	*	*

Incoming Histogram

Tue22Aug24

SAM 9640

from Thu-Mar-21-2024-01-00-PM to Thu-Aug-22-2024-08-59-PM

Date	Starting Hr:min	<15	15 to <20	20 to <25	25 to <30	30 to <35	35 to <40	40 to <45	45 to <50	50 to <55	55 to <60	60 to <65	65 to <70	70 to <75	75 to <80	80 to <85	85 to <90	90 to <95	95 to <100	100 to >105	Total Counts	Avg Speed (MPH)	85pct Speed	10MPH Pace	% in pace	# of Speeders	% Speeders
17/06/2024	00:00	*	*	*	*	*	*	*	*	*	*	*	*	*	*	*	*	*	*	*	*	*	*	*	*	*	*
17/06/2024	01:00	*	*	*	*	*	*	*	*	*	*	*	*	*	*	*	*	*	*	*	*	*	*	*	*	*	*
17/06/2024	02:00	*	*	*	*	*	*	*	*	*	*	*	*	*	*	*	*	*	*	*	*	*	*	*	*	*	*
17/06/2024	03:00	*	*	*	*	*	*	*	*	*	*	*	*	*	*	*	*	*	*	*	*	*	*	*	*	*	*
17/06/2024	04:00	*	*	*	*	*	*	*	*	*	*	*	*	*	*	*	*	*	*	*	*	*	*	*	*	*	*
17/06/2024	05:00	*	*	*	*	*	*	*	*	*	*	*	*	*	*	*	*	*	*	*	*	*	*	*	*	*	*
17/06/2024	06:00	*	*	*	*	*	*	*	*	*	*	*	*	*	*	*	*	*	*	*	*	*	*	*	*	*	*
17/06/2024	07:00	*	*	*	*	*	*	*	*	*	*	*	*	*	*	*	*	*	*	*	*	*	*	*	*	*	*
17/06/2024	08:00	*	*	*	*	*	*	*	*	*	*	*	*	*	*	*	*	*	*	*	*	*	*	*	*	*	*
17/06/2024	09:00	*	*	*	*	*	*	*	*	*	*	*	*	*	*	*	*	*	*	*	*	*	*	*	*	*	*
17/06/2024	10:00	*	*	*	*	*	*	*	*	*	*	*	*	*	*	*	*	*	*	*	*	*	*	*	*	*	*
17/06/2024	11:00	*	*	*	*	*	*	*	*	*	*	*	*	*	*	*	*	*	*	*	*	*	*	*	*	*	*
17/06/2024	12:00	*	*	*	*	*	*	*	*	*	*	*	*	*	*	*	*	*	*	*	*	*	*	*	*	*	*
17/06/2024	13:00	*	*	*	*	*	*	*	*	*	*	*	*	*	*	*	*	*	*	*	*	*	*	*	*	*	*
17/06/2024	14:00	*	*	*	*	*	*	*	*	*	*	*	*	*	*	*	*	*	*	*	*	*	*	*	*	*	*
17/06/2024	15:00	*	*	*	*	*	*	*	*	*	*	*	*	*	*	*	*	*	*	*	*	*	*	*	*	*	*
17/06/2024	16:00	*	*	*	*	*	*	*	*	*	*	*	*	*	*	*	*	*	*	*	*	*	*	*	*	*	*
17/06/2024	17:00	*	*	*	*	*	*	*	*	*	*	*	*	*	*	*	*	*	*	*	*	*	*	*	*	*	*
17/06/2024	18:00	*	*	*	*	*	*	*	*	*	*	*	*	*	*	*	*	*	*	*	*	*	*	*	*	*	*
17/06/2024	19:00	*	*	*	*	*	*	*	*	*	*	*	*	*	*	*	*	*	*	*	*	*	*	*	*	*	*
17/06/2024	20:00	*	*	*	*	*	*	*	*	*	*	*	*	*	*	*	*	*	*	*	*	*	*	*	*	*	*
17/06/2024	21:00	*	*	*	*	*	*	*	*	*	*	*	*	*	*	*	*	*	*	*	*	*	*	*	*	*	*
17/06/2024	22:00	*	*	*	*	*	*	*	*	*	*	*	*	*	*	*	*	*	*	*	*	*	*	*	*	*	*
17/06/2024	23:00	*	*	*	*	*	*	*	*	*	*	*	*	*	*	*	*	*	*	*	*	*	*	*	*	*	*
24 Hr Summary		0	0	0	0	0	0	0	0	0	0	0	0	0	0	0	0	0	0	0	0	0	0	*	*	*	*

Date	Starting Hr:min	<15	15 to <20	20 to <25	25 to <30	30 to <35	35 to <40	40 to <45	45 to <50	50 to <55	55 to <60	60 to <65	65 to <70	70 to <75	75 to <80	80 to <85	85 to <90	90 to <95	95 to <100	100 to >105	Total Counts	Avg Speed (MPH)	85pct Speed	10MPH Pace	% in pace	# of Speeders	% Speeders
18/06/2024	00:00	*	*	*	*	*	*	*	*	*	*	*	*	*	*	*	*	*	*	*	*	*	*	*	*	*	*
18/06/2024	01:00	*	*	*	*	*	*	*	*	*	*	*	*	*	*	*	*	*	*	*	*	*	*	*	*	*	*
18/06/2024	02:00	*	*	*	*	*	*	*	*	*	*	*	*	*	*	*	*	*	*	*	*	*	*	*	*	*	*
18/06/2024	03:00	*	*	*	*	*	*	*	*	*	*	*	*	*	*	*	*	*	*	*	*	*	*	*	*	*	*
18/06/2024	04:00	*	*	*	*	*	*	*	*	*	*	*	*	*	*	*	*	*	*	*	*	*	*	*	*	*	*
18/06/2024	05:00	*	*	*	*	*	*	*	*	*	*	*	*	*	*	*	*	*	*	*	*	*	*	*	*	*	*
18/06/2024	06:00	*	*	*	*	*	*	*	*	*	*	*	*	*	*	*	*	*	*	*	*	*	*	*	*	*	*
18/06/2024	07:00	*	*	*	*	*	*	*	*	*	*	*	*	*	*	*	*	*	*	*	*	*	*	*	*	*	*
18/06/2024	08:00	*	*	*	*	*	*	*	*	*	*	*	*	*	*	*	*	*	*	*	*	*	*	*	*	*	*
18/06/2024	09:00	*	*	*	*	*	*	*	*	*	*	*	*	*	*	*	*	*	*	*	*	*	*	*	*	*	*
18/06/2024	10:00	*	*	*	*	*	*	*	*	*	*	*	*	*	*	*	*	*	*	*	*	*	*	*	*	*	*
18/06/2024	11:00	*	*	*	*	*	*	*	*	*	*	*	*	*	*	*	*	*	*	*	*	*	*	*	*	*	*
18/06/2024	12:00	*	*	*	*	*	*	*	*	*	*	*	*	*	*	*	*	*	*	*	*	*	*	*	*	*	*
18/06/2024	13:00	*	*	*	*	*	*	*	*	*	*	*	*	*	*	*	*	*	*	*	*	*	*	*	*	*	*
18/06/2024	14:00	*	*	*	*	*	*	*	*	*	*	*	*	*	*	*	*	*	*	*	*	*	*	*	*	*	*
18/06/2024	15:00	*	*	*	*	*	*	*	*	*	*	*	*	*	*	*	*	*	*	*	*	*	*	*	*	*	*
18/06/2024	16:00	*	*	*	*	*	*	*	*	*	*	*	*	*	*	*	*	*	*	*	*	*	*	*	*	*	*
18/06/2024	17:00	*	*	*	*	*	*	*	*	*	*	*	*	*	*	*	*	*	*	*	*	*	*	*	*	*	*
18/06/2024	18:00	*	*	*	*	*	*	*	*	*	*	*	*	*	*	*	*	*	*	*	*	*	*	*	*	*	*
18/06/2024	19:00	*	*	*	*	*	*	*	*	*	*	*	*	*	*	*	*	*	*	*	*	*	*	*	*	*	*
18/06/2024	20:00	*	*	*	*	*	*	*	*	*	*	*	*	*	*	*	*	*	*	*	*	*	*	*	*	*	*
18/06/2024	21:00	*	*	*	*	*	*	*	*	*	*	*	*	*	*	*	*	*	*	*	*	*	*	*	*	*	*
18/06/2024	22:00	*	*	*	*	*	*	*	*	*	*	*	*	*	*	*	*	*	*	*	*	*	*	*	*	*	*
18/06/2024	23:00	*	*	*	*	*	*	*	*	*	*	*	*	*	*	*	*	*	*	*	*	*	*	*	*	*	*
24 Hr Summary		0	0	0	0	0	0	0	0	0	0	0	0	0	0	0	0	0	0	0	0	0	0	*	*	*	*

Incoming Histogram

Tue22Aug24

SAM 9640

from Thu-Mar-21-2024-01-00-PM to Thu-Aug-22-2024-08-59-PM

Date	Starting Hr:min	<15	15 to <20	20 to <25	25 to <30	30 to <35	35 to <40	40 to <45	45 to <50	50 to <55	55 to <60	60 to <65	65 to <70	70 to <75	75 to <80	80 to <85	85 to <90	90 to <95	95 to <100	100 to >105	Total Counts	Avg Speed (MPH)	85pct Speed	10MPH Pace	% in pace	# of Speeders	% Speeders
19/06/2024	00:00	*	*	*	*	*	*	*	*	*	*	*	*	*	*	*	*	*	*	*	*	*	*	*	*	*	*
19/06/2024	01:00	*	*	*	*	*	*	*	*	*	*	*	*	*	*	*	*	*	*	*	*	*	*	*	*	*	*
19/06/2024	02:00	*	*	*	*	*	*	*	*	*	*	*	*	*	*	*	*	*	*	*	*	*	*	*	*	*	*
19/06/2024	03:00	*	*	*	*	*	*	*	*	*	*	*	*	*	*	*	*	*	*	*	*	*	*	*	*	*	*
19/06/2024	04:00	*	*	*	*	*	*	*	*	*	*	*	*	*	*	*	*	*	*	*	*	*	*	*	*	*	*
19/06/2024	05:00	*	*	*	*	*	*	*	*	*	*	*	*	*	*	*	*	*	*	*	*	*	*	*	*	*	*
19/06/2024	06:00	*	*	*	*	*	*	*	*	*	*	*	*	*	*	*	*	*	*	*	*	*	*	*	*	*	*
19/06/2024	07:00	*	*	*	*	*	*	*	*	*	*	*	*	*	*	*	*	*	*	*	*	*	*	*	*	*	*
19/06/2024	08:00	*	*	*	*	*	*	*	*	*	*	*	*	*	*	*	*	*	*	*	*	*	*	*	*	*	*
19/06/2024	09:00	*	*	*	*	*	*	*	*	*	*	*	*	*	*	*	*	*	*	*	*	*	*	*	*	*	*
19/06/2024	10:00	*	*	*	*	*	*	*	*	*	*	*	*	*	*	*	*	*	*	*	*	*	*	*	*	*	*
19/06/2024	11:00	*	*	*	*	*	*	*	*	*	*	*	*	*	*	*	*	*	*	*	*	*	*	*	*	*	*
19/06/2024	12:00	*	*	*	*	*	*	*	*	*	*	*	*	*	*	*	*	*	*	*	*	*	*	*	*	*	*
19/06/2024	13:00	*	*	*	*	*	*	*	*	*	*	*	*	*	*	*	*	*	*	*	*	*	*	*	*	*	*
19/06/2024	14:00	*	*	*	*	*	*	*	*	*	*	*	*	*	*	*	*	*	*	*	*	*	*	*	*	*	*
19/06/2024	15:00	*	*	*	*	*	*	*	*	*	*	*	*	*	*	*	*	*	*	*	*	*	*	*	*	*	*
19/06/2024	16:00	*	*	*	*	*	*	*	*	*	*	*	*	*	*	*	*	*	*	*	*	*	*	*	*	*	*
19/06/2024	17:00	*	*	*	*	*	*	*	*	*	*	*	*	*	*	*	*	*	*	*	*	*	*	*	*	*	*
19/06/2024	18:00	*	*	*	*	*	*	*	*	*	*	*	*	*	*	*	*	*	*	*	*	*	*	*	*	*	*
19/06/2024	19:00	*	*	*	*	*	*	*	*	*	*	*	*	*	*	*	*	*	*	*	*	*	*	*	*	*	*
19/06/2024	20:00	*	*	*	*	*	*	*	*	*	*	*	*	*	*	*	*	*	*	*	*	*	*	*	*	*	*
19/06/2024	21:00	*	*	*	*	*	*	*	*	*	*	*	*	*	*	*	*	*	*	*	*	*	*	*	*	*	*
19/06/2024	22:00	*	*	*	*	*	*	*	*	*	*	*	*	*	*	*	*	*	*	*	*	*	*	*	*	*	*
19/06/2024	23:00	*	*	*	*	*	*	*	*	*	*	*	*	*	*	*	*	*	*	*	*	*	*	*	*	*	*
24 Hr Summary		0	0	0	0	0	0	0	0	0	0	0	0	0	0	0	0	0	0	0	0	0	0	*	*	*	*

Date	Starting Hr:min	<15	15 to <20	20 to <25	25 to <30	30 to <35	35 to <40	40 to <45	45 to <50	50 to <55	55 to <60	60 to <65	65 to <70	70 to <75	75 to <80	80 to <85	85 to <90	90 to <95	95 to <100	100 to >105	Total Counts	Avg Speed (MPH)	85pct Speed	10MPH Pace	% in pace	# of Speeders	% Speeders
20/06/2024	00:00	*	*	*	*	*	*	*	*	*	*	*	*	*	*	*	*	*	*	*	*	*	*	*	*	*	*
20/06/2024	01:00	*	*	*	*	*	*	*	*	*	*	*	*	*	*	*	*	*	*	*	*	*	*	*	*	*	*
20/06/2024	02:00	*	*	*	*	*	*	*	*	*	*	*	*	*	*	*	*	*	*	*	*	*	*	*	*	*	*
20/06/2024	03:00	*	*	*	*	*	*	*	*	*	*	*	*	*	*	*	*	*	*	*	*	*	*	*	*	*	*
20/06/2024	04:00	*	*	*	*	*	*	*	*	*	*	*	*	*	*	*	*	*	*	*	*	*	*	*	*	*	*
20/06/2024	05:00	*	*	*	*	*	*	*	*	*	*	*	*	*	*	*	*	*	*	*	*	*	*	*	*	*	*
20/06/2024	06:00	*	*	*	*	*	*	*	*	*	*	*	*	*	*	*	*	*	*	*	*	*	*	*	*	*	*
20/06/2024	07:00	*	*	*	*	*	*	*	*	*	*	*	*	*	*	*	*	*	*	*	*	*	*	*	*	*	*
20/06/2024	08:00	*	*	*	*	*	*	*	*	*	*	*	*	*	*	*	*	*	*	*	*	*	*	*	*	*	*
20/06/2024	09:00	*	*	*	*	*	*	*	*	*	*	*	*	*	*	*	*	*	*	*	*	*	*	*	*	*	*
20/06/2024	10:00	*	*	*	*	*	*	*	*	*	*	*	*	*	*	*	*	*	*	*	*	*	*	*	*	*	*
20/06/2024	11:00	*	*	*	*	*	*	*	*	*	*	*	*	*	*	*	*	*	*	*	*	*	*	*	*	*	*
20/06/2024	12:00	*	*	*	*	*	*	*	*	*	*	*	*	*	*	*	*	*	*	*	*	*	*	*	*	*	*
20/06/2024	13:00	*	*	*	*	*	*	*	*	*	*	*	*	*	*	*	*	*	*	*	*	*	*	*	*	*	*
20/06/2024	14:00	*	*	*	*	*	*	*	*	*	*	*	*	*	*	*	*	*	*	*	*	*	*	*	*	*	*
20/06/2024	15:00	*	*	*	*	*	*	*	*	*	*	*	*	*	*	*	*	*	*	*	*	*	*	*	*	*	*
20/06/2024	16:00	*	*	*	*	*	*	*	*	*	*	*	*	*	*	*	*	*	*	*	*	*	*	*	*	*	*
20/06/2024	17:00	*	*	*	*	*	*	*	*	*	*	*	*	*	*	*	*	*	*	*	*	*	*	*	*	*	*
20/06/2024	18:00	*	*	*	*	*	*	*	*	*	*	*	*	*	*	*	*	*	*	*	*	*	*	*	*	*	*
20/06/2024	19:00	*	*	*	*	*	*	*	*	*	*	*	*	*	*	*	*	*	*	*	*	*	*	*	*	*	*
20/06/2024	20:00	*	*	*	*	*	*	*	*	*	*	*	*	*	*	*	*	*	*	*	*	*	*	*	*	*	*
20/06/2024	21:00	*	*	*	*	*	*	*	*	*	*	*	*	*	*	*	*	*	*	*	*	*	*	*	*	*	*
20/06/2024	22:00	*	*	*	*	*	*	*	*	*	*	*	*	*	*	*	*	*	*	*	*	*	*	*	*	*	*
20/06/2024	23:00	*	*	*	*	*	*	*	*	*	*	*	*	*	*	*	*	*	*	*	*	*	*	*	*	*	*
24 Hr Summary		0	0	0	0	0	0	0	0	0	0	0	0	0	0	0	0	0	0	0	0	0	0	0	*	*	*

Date	Starting Hr:min	<15	15 to <20	20 to <25	25 to <30	30 to <35	35 to <40	40 to <45	45 to <50	50 to <55	55 to <60	60 to <65	65 to <70	70 to <75	75 to <80	80 to <85	85 to <90	90 to <95	95 to <100	100 to >105	Total Counts	Avg Speed (MPH)	85pct Speed	10MPH Pace	% in pace	# of Speeders	% Speeders
21/06/2024	00:00	*	*	*	*	*	*	*	*	*	*	*	*	*	*	*	*	*	*	*	*	*	*	*	*	*	*
21/06/2024	01:00	*	*	*	*	*	*	*	*	*	*	*	*	*	*	*	*	*	*	*	*	*	*	*	*	*	*
21/06/2024	02:00	*	*	*	*	*	*	*	*	*	*	*	*	*	*	*	*	*	*	*	*	*	*	*	*	*	*
21/06/2024	03:00	*	*	*	*	*	*	*	*	*	*	*	*	*	*	*	*	*	*	*	*	*	*	*	*	*	*
21/06/2024	04:00	*	*	*	*	*	*	*	*	*	*	*	*	*	*	*	*	*	*	*	*	*	*	*	*	*	*
21/06/2024	05:00	*	*	*	*	*	*	*	*	*	*	*	*	*	*	*	*	*	*	*	*	*	*	*	*	*	*
21/06/2024	06:00	*	*	*	*	*	*	*	*	*	*	*	*	*	*	*	*	*	*	*	*	*	*	*	*	*	*
21/06/2024	07:00	*	*	*	*	*	*	*	*	*	*	*	*	*	*	*	*	*	*	*	*	*	*	*	*	*	*
21/06/2024	08:00	*	*	*	*	*	*	*	*	*	*	*	*	*	*	*	*	*	*	*	*	*	*	*	*	*	*
21/06/2024	09:00	*	*	*	*	*	*	*	*	*	*	*	*	*	*	*	*	*	*	*	*	*	*	*	*	*	*
21/06/2024	10:00	*	*	*	*	*	*	*	*	*	*	*	*	*	*	*	*	*	*	*	*	*	*	*	*	*	*
21/06/2024	11:00	*	*	*	*	*	*	*	*	*	*	*	*	*	*	*	*	*	*	*	*	*	*	*	*	*	*
21/06/2024	12:00	*	*	*	*	*	*	*	*	*	*	*	*	*	*	*	*	*	*	*	*	*	*	*	*	*	*
21/06/2024	13:00	*	*	*	*	*	*	*	*	*	*	*	*	*	*	*	*	*	*	*	*	*	*	*	*	*	*
21/06/2024	14:00	*	*	*	*	*	*	*	*	*	*	*	*	*	*	*	*	*	*	*	*	*	*	*	*	*	*
21/06/2024	15:00	*	*	*	*	*	*	*	*	*	*	*	*	*	*	*	*	*	*	*	*	*	*	*	*	*	*
21/06/2024	16:00	*	*	*	*	*	*	*	*	*	*	*	*	*	*	*	*	*	*	*	*	*	*	*	*	*	*
21/06/2024	17:00	*	*	*	*	*	*	*	*	*	*	*	*	*	*	*	*	*	*	*	*	*	*	*	*	*	*
21/06/2024	18:00	*	*	*	*	*	*	*	*	*	*	*	*	*	*	*	*	*	*	*	*	*	*	*	*	*	*
21/06/2024	19:00	*	*	*	*	*	*	*	*	*	*	*	*	*	*	*	*	*	*	*	*	*	*	*	*	*	*
21/06/2024	20:00	*	*	*	*	*	*	*	*	*	*	*	*	*	*	*	*	*	*	*	*	*	*	*	*	*	*
21/06/2024	21:00	*	*	*	*	*	*	*	*	*	*	*	*	*	*	*	*	*	*	*	*	*	*	*	*	*	*
21/06/2024	22:00	*	*	*	*	*	*	*	*	*	*	*	*	*	*	*	*	*	*	*	*	*	*	*	*	*	*
21/06/2024	23:00	*	*	*	*	*	*	*	*	*	*	*	*	*	*	*	*	*	*	*	*	*	*	*	*	*	*
24 Hr Summary		0	0	0	0	0	0	0	0	0	0	0	0	0	0	0	0	0	0	0	0	0	0	*	*	*	*

Incoming Histogram

Tue22Aug24

SAM 9640

from Thu-Mar-21-2024-01-00-PM to Thu-Aug-22-2024-08-59-PM

Date	Starting Hr:min	<15	15 to <20	20 to <25	25 to <30	30 to <35	35 to <40	40 to <45	45 to <50	50 to <55	55 to <60	60 to <65	65 to <70	70 to <75	75 to <80	80 to <85	85 to <90	90 to <95	95 to <100	100 to >105	Total Counts	Avg Speed (MPH)	85pct Speed	10MPH Pace	% in pace	# of Speeders	% Speeders
22/06/2024	00:00	*	*	*	*	*	*	*	*	*	*	*	*	*	*	*	*	*	*	*	*	*	*	*	*	*	*
22/06/2024	01:00	*	*	*	*	*	*	*	*	*	*	*	*	*	*	*	*	*	*	*	*	*	*	*	*	*	*
22/06/2024	02:00	*	*	*	*	*	*	*	*	*	*	*	*	*	*	*	*	*	*	*	*	*	*	*	*	*	*
22/06/2024	03:00	*	*	*	*	*	*	*	*	*	*	*	*	*	*	*	*	*	*	*	*	*	*	*	*	*	*
22/06/2024	04:00	*	*	*	*	*	*	*	*	*	*	*	*	*	*	*	*	*	*	*	*	*	*	*	*	*	*
22/06/2024	05:00	*	*	*	*	*	*	*	*	*	*	*	*	*	*	*	*	*	*	*	*	*	*	*	*	*	*
22/06/2024	06:00	*	*	*	*	*	*	*	*	*	*	*	*	*	*	*	*	*	*	*	*	*	*	*	*	*	*
22/06/2024	07:00	*	*	*	*	*	*	*	*	*	*	*	*	*	*	*	*	*	*	*	*	*	*	*	*	*	*
22/06/2024	08:00	*	*	*	*	*	*	*	*	*	*	*	*	*	*	*	*	*	*	*	*	*	*	*	*	*	*
22/06/2024	09:00	*	*	*	*	*	*	*	*	*	*	*	*	*	*	*	*	*	*	*	*	*	*	*	*	*	*
22/06/2024	10:00	*	*	*	*	*	*	*	*	*	*	*	*	*	*	*	*	*	*	*	*	*	*	*	*	*	*
22/06/2024	11:00	*	*	*	*	*	*	*	*	*	*	*	*	*	*	*	*	*	*	*	*	*	*	*	*	*	*
22/06/2024	12:00	*	*	*	*	*	*	*	*	*	*	*	*	*	*	*	*	*	*	*	*	*	*	*	*	*	*
22/06/2024	13:00	*	*	*	*	*	*	*	*	*	*	*	*	*	*	*	*	*	*	*	*	*	*	*	*	*	*
22/06/2024	14:00	*	*	*	*	*	*	*	*	*	*	*	*	*	*	*	*	*	*	*	*	*	*	*	*	*	*
22/06/2024	15:00	*	*	*	*	*	*	*	*	*	*	*	*	*	*	*	*	*	*	*	*	*	*	*	*	*	*
22/06/2024	16:00	*	*	*	*	*	*	*	*	*	*	*	*	*	*	*	*	*	*	*	*	*	*	*	*	*	*
22/06/2024	17:00	*	*	*	*	*	*	*	*	*	*	*	*	*	*	*	*	*	*	*	*	*	*	*	*	*	*
22/06/2024	18:00	*	*	*	*	*	*	*	*	*	*	*	*	*	*	*	*	*	*	*	*	*	*	*	*	*	*
22/06/2024	19:00	*	*	*	*	*	*	*	*	*	*	*	*	*	*	*	*	*	*	*	*	*	*	*	*	*	*
22/06/2024	20:00	*	*	*	*	*	*	*	*	*	*	*	*	*	*	*	*	*	*	*	*	*	*	*	*	*	*
22/06/2024	21:00	*	*	*	*	*	*	*	*	*	*	*	*	*	*	*	*	*	*	*	*	*	*	*	*	*	*
22/06/2024	22:00	*	*	*	*	*	*	*	*	*	*	*	*	*	*	*	*	*	*	*	*	*	*	*	*	*	*
22/06/2024	23:00	*	*	*	*	*	*	*	*	*	*	*	*	*	*	*	*	*	*	*	*	*	*	*	*	*	*
24 Hr Summary		0	0	0	0	0	0	0	0	0	0	0	0	0	0	0	0	0	0	0	0	0	0	*	*	*	*

Date	Starting Hr:min	<15	15 to <20	20 to <25	25 to <30	30 to <35	35 to <40	40 to <45	45 to <50	50 to <55	55 to <60	60 to <65	65 to <70	70 to <75	75 to <80	80 to <85	85 to <90	90 to <95	95 to <100	100 to >105	Total Counts	Avg Speed (MPH)	85pct Speed	10MPH Pace	% in pace	# of Speeders	% Speeders
23/06/2024	00:00	*	*	*	*	*	*	*	*	*	*	*	*	*	*	*	*	*	*	*	*	*	*	*	*	*	*
23/06/2024	01:00	*	*	*	*	*	*	*	*	*	*	*	*	*	*	*	*	*	*	*	*	*	*	*	*	*	*
23/06/2024	02:00	*	*	*	*	*	*	*	*	*	*	*	*	*	*	*	*	*	*	*	*	*	*	*	*	*	*
23/06/2024	03:00	*	*	*	*	*	*	*	*	*	*	*	*	*	*	*	*	*	*	*	*	*	*	*	*	*	*
23/06/2024	04:00	*	*	*	*	*	*	*	*	*	*	*	*	*	*	*	*	*	*	*	*	*	*	*	*	*	*
23/06/2024	05:00	*	*	*	*	*	*	*	*	*	*	*	*	*	*	*	*	*	*	*	*	*	*	*	*	*	*
23/06/2024	06:00	*	*	*	*	*	*	*	*	*	*	*	*	*	*	*	*	*	*	*	*	*	*	*	*	*	*
23/06/2024	07:00	*	*	*	*	*	*	*	*	*	*	*	*	*	*	*	*	*	*	*	*	*	*	*	*	*	*
23/06/2024	08:00	*	*	*	*	*	*	*	*	*	*	*	*	*	*	*	*	*	*	*	*	*	*	*	*	*	*
23/06/2024	09:00	*	*	*	*	*	*	*	*	*	*	*	*	*	*	*	*	*	*	*	*	*	*	*	*	*	*
23/06/2024	10:00	*	*	*	*	*	*	*	*	*	*	*	*	*	*	*	*	*	*	*	*	*	*	*	*	*	*
23/06/2024	11:00	*	*	*	*	*	*	*	*	*	*	*	*	*	*	*	*	*	*	*	*	*	*	*	*	*	*
23/06/2024	12:00	*	*	*	*	*	*	*	*	*	*	*	*	*	*	*	*	*	*	*	*	*	*	*	*	*	*
23/06/2024	13:00	*	*	*	*	*	*	*	*	*	*	*	*	*	*	*	*	*	*	*	*	*	*	*	*	*	*
23/06/2024	14:00	*	*	*	*	*	*	*	*	*	*	*	*	*	*	*	*	*	*	*	*	*	*	*	*	*	*
23/06/2024	15:00	*	*	*	*	*	*	*	*	*	*	*	*	*	*	*	*	*	*	*	*	*	*	*	*	*	*
23/06/2024	16:00	*	*	*	*	*	*	*	*	*	*	*	*	*	*	*	*	*	*	*	*	*	*	*	*	*	*
23/06/2024	17:00	*	*	*	*	*	*	*	*	*	*	*	*	*	*	*	*	*	*	*	*	*	*	*	*	*	*
23/06/2024	18:00	*	*	*	*	*	*	*	*	*	*	*	*	*	*	*	*	*	*	*	*	*	*	*	*	*	*
23/06/2024	19:00	*	*	*	*	*	*	*	*	*	*	*	*	*	*	*	*	*	*	*	*	*	*	*	*	*	*
23/06/2024	20:00	*	*	*	*	*	*	*	*	*	*	*	*	*	*	*	*	*	*	*	*	*	*	*	*	*	*
23/06/2024	21:00	*	*	*	*	*	*	*	*	*	*	*	*	*	*	*	*	*	*	*	*	*	*	*	*	*	*
23/06/2024	22:00	*	*	*	*	*	*	*	*	*	*	*	*	*	*	*	*	*	*	*	*	*	*	*	*	*	*
23/06/2024	23:00	*	*	*	*	*	*	*	*	*	*	*	*	*	*	*	*	*	*	*	*	*	*	*	*	*	*
24 Hr Summary		0	0	0	0	0	0	0	0	0	0	0	0	0	0	0	0	0	0	0	0	0	0	*	*	*	*

Date	Starting Hr:min	<15	15 to <20	20 to <25	25 to <30	30 to <35	35 to <40	40 to <45	45 to <50	50 to <55	55 to <60	60 to <65	65 to <70	70 to <75	75 to <80	80 to <85	85 to <90	90 to <95	95 to <100	100 to >105	Total Counts	Avg Speed (MPH)	85pct Speed	10MPH Pace	% in pace	# of Speeders	% Speeders
24/06/2024	00:00	*	*	*	*	*	*	*	*	*	*	*	*	*	*	*	*	*	*	*	*	*	*	*	*	*	*
24/06/2024	01:00	*	*	*	*	*	*	*	*	*	*	*	*	*	*	*	*	*	*	*	*	*	*	*	*	*	*
24/06/2024	02:00	*	*	*	*	*	*	*	*	*	*	*	*	*	*	*	*	*	*	*	*	*	*	*	*	*	*
24/06/2024	03:00	*	*	*	*	*	*	*	*	*	*	*	*	*	*	*	*	*	*	*	*	*	*	*	*	*	*
24/06/2024	04:00	*	*	*	*	*	*	*	*	*	*	*	*	*	*	*	*	*	*	*	*	*	*	*	*	*	*
24/06/2024	05:00	*	*	*	*	*	*	*	*	*	*	*	*	*	*	*	*	*	*	*	*	*	*	*	*	*	*
24/06/2024	06:00	*	*	*	*	*	*	*	*	*	*	*	*	*	*	*	*	*	*	*	*	*	*	*	*	*	*
24/06/2024	07:00	*	*	*	*	*	*	*	*	*	*	*	*	*	*	*	*	*	*	*	*	*	*	*	*	*	*
24/06/2024	08:00	*	*	*	*	*	*	*	*	*	*	*	*	*	*	*	*	*	*	*	*	*	*	*	*	*	*
24/06/2024	09:00	*	*	*	*	*	*	*	*	*	*	*	*	*	*	*	*	*	*	*	*	*	*	*	*	*	*
24/06/2024	10:00	*	*	*	*	*	*	*	*	*	*	*	*	*	*	*	*	*	*	*	*	*	*	*	*	*	*
24/06/2024	11:00	*	*	*	*	*	*	*	*	*	*	*	*	*	*	*	*	*	*	*	*	*	*	*	*	*	*
24/06/2024	12:00	*	*	*	*	*	*	*	*	*	*	*	*	*	*	*	*	*	*	*	*	*	*	*	*	*	*
24/06/2024	13:00	*	*	*	*	*	*	*	*	*	*	*	*	*	*	*	*	*	*	*	*	*	*	*	*	*	*
24/06/2024	14:00	*	*	*	*	*	*	*	*	*	*	*	*	*	*	*	*	*	*	*	*	*	*	*	*	*	*
24/06/2024	15:00	*	*	*	*	*	*	*	*	*	*	*	*	*	*	*	*	*	*	*	*	*	*	*	*	*	*
24/06/2024	16:00	*	*	*	*	*	*	*	*	*	*	*	*	*	*	*	*	*	*	*	*	*	*	*	*	*	*
24/06/2024	17:00	*	*	*	*	*	*	*	*	*	*	*	*	*	*	*	*	*	*	*	*	*	*	*	*	*	*
24/06/2024	18:00	*	*	*	*	*	*	*	*	*	*	*	*	*	*	*	*	*	*	*	*	*	*	*	*	*	*
24/06/2024	19:00	*	*	*	*	*	*	*	*	*	*	*	*	*	*	*	*	*	*	*	*	*	*	*	*	*	*
24/06/2024	20:00	*	*	*	*	*	*	*	*	*	*	*	*	*	*	*	*	*	*	*	*	*	*	*	*	*	*
24/06/2024	21:00	*	*	*	*	*	*	*	*	*	*	*	*	*	*	*	*	*	*	*	*	*	*	*	*	*	*
24/06/2024	22:00	*	*	*	*	*	*	*	*	*	*	*	*	*	*	*	*	*	*	*	*	*	*	*	*	*	*
24/06/2024	23:00	*	*	*	*	*	*	*	*	*	*	*	*	*	*	*	*	*	*	*	*	*	*	*	*	*	*
24 Hr Summary		0	0	0	0	0	0	0	0	0	0	0	0	0	0	0	0	0	0	0	0	0	0	*	*	*	*

Date	Starting Hr:min	<15	15 to <20	20 to <25	25 to <30	30 to <35	35 to <40	40 to <45	45 to <50	50 to <55	55 to <60	60 to <65	65 to <70	70 to <75	75 to <80	80 to <85	85 to <90	90 to <95	95 to <100	100 to >105	Total Counts	Avg Speed (MPH)	85pct Speed	10MPH Pace	% in pace	# of Speeders	% Speeders
25/06/2024	00:00	*	*	*	*	*	*	*	*	*	*	*	*	*	*	*	*	*	*	*	*	*	*	*	*	*	*
25/06/2024	01:00	*	*	*	*	*	*	*	*	*	*	*	*	*	*	*	*	*	*	*	*	*	*	*	*	*	*
25/06/2024	02:00	*	*	*	*	*	*	*	*	*	*	*	*	*	*	*	*	*	*	*	*	*	*	*	*	*	*
25/06/2024	03:00	*	*	*	*	*	*	*	*	*	*	*	*	*	*	*	*	*	*	*	*	*	*	*	*	*	*
25/06/2024	04:00	*	*	*	*	*	*	*	*	*	*	*	*	*	*	*	*	*	*	*	*	*	*	*	*	*	*
25/06/2024	05:00	*	*	*	*	*	*	*	*	*	*	*	*	*	*	*	*	*	*	*	*	*	*	*	*	*	*
25/06/2024	06:00	*	*	*	*	*	*	*	*	*	*	*	*	*	*	*	*	*	*	*	*	*	*	*	*	*	*
25/06/2024	07:00	*	*	*	*	*	*	*	*	*	*	*	*	*	*	*	*	*	*	*	*	*	*	*	*	*	*
25/06/2024	08:00	*	*	*	*	*	*	*	*	*	*	*	*	*	*	*	*	*	*	*	*	*	*	*	*	*	*
25/06/2024	09:00	*	*	*	*	*	*	*	*	*	*	*	*	*	*	*	*	*	*	*	*	*	*	*	*	*	*
25/06/2024	10:00	*	*	*	*	*	*	*	*	*	*	*	*	*	*	*	*	*	*	*	*	*	*	*	*	*	*
25/06/2024	11:00	*	*	*	*	*	*	*	*	*	*	*	*	*	*	*	*	*	*	*	*	*	*	*	*	*	*
25/06/2024	12:00	*	*	*	*	*	*	*	*	*	*	*	*	*	*	*	*	*	*	*	*	*	*	*	*	*	*
25/06/2024	13:00	*	*	*	*	*	*	*	*	*	*	*	*	*	*	*	*	*	*	*	*	*	*	*	*	*	*
25/06/2024	14:00	*	*	*	*	*	*	*	*	*	*	*	*	*	*	*	*	*	*	*	*	*	*	*	*	*	*
25/06/2024	15:00	*	*	*	*	*	*	*	*	*	*	*	*	*	*	*	*	*	*	*	*	*	*	*	*	*	*
25/06/2024	16:00	*	*	*	*	*	*	*	*	*	*	*	*	*	*	*	*	*	*	*	*	*	*	*	*	*	*
25/06/2024	17:00	*	*	*	*	*	*	*	*	*	*	*	*	*	*	*	*	*	*	*	*	*	*	*	*	*	*
25/06/2024	18:00	*	*	*	*	*	*	*	*	*	*	*	*	*	*	*	*	*	*	*	*	*	*	*	*	*	*
25/06/2024	19:00	*	*	*	*	*	*	*	*	*	*	*	*	*	*	*	*	*	*	*	*	*	*	*	*	*	*
25/06/2024	20:00	*	*	*	*	*	*	*	*	*	*	*	*	*	*	*	*	*	*	*	*	*	*	*	*	*	*
25/06/2024	21:00	*	*	*	*	*	*	*	*	*	*	*	*	*	*	*	*	*	*	*	*	*	*	*	*	*	*
25/06/2024	22:00	*	*	*	*	*	*	*	*	*	*	*	*	*	*	*	*	*	*	*	*	*	*	*	*	*	*
25/06/2024	23:00	*	*	*	*	*	*	*	*	*	*	*	*	*	*	*	*	*	*	*	*	*	*	*	*	*	*
24 Hr Summary		0	0	0	0	0	0	0	0	0	0	0	0	0	0	0	0	0	0	0	0	0	0	*	*	*	*

Date	Starting Hr:min	<15	15 to <20	20 to <25	25 to <30	30 to <35	35 to <40	40 to <45	45 to <50	50 to <55	55 to <60	60 to <65	65 to <70	70 to <75	75 to <80	80 to <85	85 to <90	90 to <95	95 to <100	100 to >105	Total Counts	Avg Speed (MPH)	85pct Speed	10MPH Pace	% in pace	# of Speeders	% Speeders
26/06/2024	00:00	*	*	*	*	*	*	*	*	*	*	*	*	*	*	*	*	*	*	*	*	*	*	*	*	*	*
26/06/2024	01:00	*	*	*	*	*	*	*	*	*	*	*	*	*	*	*	*	*	*	*	*	*	*	*	*	*	*
26/06/2024	02:00	*	*	*	*	*	*	*	*	*	*	*	*	*	*	*	*	*	*	*	*	*	*	*	*	*	*
26/06/2024	03:00	*	*	*	*	*	*	*	*	*	*	*	*	*	*	*	*	*	*	*	*	*	*	*	*	*	*
26/06/2024	04:00	*	*	*	*	*	*	*	*	*	*	*	*	*	*	*	*	*	*	*	*	*	*	*	*	*	*
26/06/2024	05:00	*	*	*	*	*	*	*	*	*	*	*	*	*	*	*	*	*	*	*	*	*	*	*	*	*	*
26/06/2024	06:00	*	*	*	*	*	*	*	*	*	*	*	*	*	*	*	*	*	*	*	*	*	*	*	*	*	*
26/06/2024	07:00	*	*	*	*	*	*	*	*	*	*	*	*	*	*	*	*	*	*	*	*	*	*	*	*	*	*
26/06/2024	08:00	*	*	*	*	*	*	*	*	*	*	*	*	*	*	*	*	*	*	*	*	*	*	*	*	*	*
26/06/2024	09:00	*	*	*	*	*	*	*	*	*	*	*	*	*	*	*	*	*	*	*	*	*	*	*	*	*	*
26/06/2024	10:00	*	*	*	*	*	*	*	*	*	*	*	*	*	*	*	*	*	*	*	*	*	*	*	*	*	*
26/06/2024	11:00	*	*	*	*	*	*	*	*	*	*	*	*	*	*	*	*	*	*	*	*	*	*	*	*	*	*
26/06/2024	12:00	*	*	*	*	*	*	*	*	*	*	*	*	*	*	*	*	*	*	*	*	*	*	*	*	*	*
26/06/2024	13:00	*	*	*	*	*	*	*	*	*	*	*	*	*	*	*	*	*	*	*	*	*	*	*	*	*	*
26/06/2024	14:00	*	*	*	*	*	*	*	*	*	*	*	*	*	*	*	*	*	*	*	*	*	*	*	*	*	*
26/06/2024	15:00	*	*	*	*	*	*	*	*	*	*	*	*	*	*	*	*	*	*	*	*	*	*	*	*	*	*
26/06/2024	16:00	*	*	*	*	*	*	*	*	*	*	*	*	*	*	*	*	*	*	*	*	*	*	*	*	*	*
26/06/2024	17:00	*	*	*	*	*	*	*	*	*	*	*	*	*	*	*	*	*	*	*	*	*	*	*	*	*	*
26/06/2024	18:00	*	*	*	*	*	*	*	*	*	*	*	*	*	*	*	*	*	*	*	*	*	*	*	*	*	*
26/06/2024	19:00	*	*	*	*	*	*	*	*	*	*	*	*	*	*	*	*	*	*	*	*	*	*	*	*	*	*
26/06/2024	20:00	*	*	*	*	*	*	*	*	*	*	*	*	*	*	*	*	*	*	*	*	*	*	*	*	*	*
26/06/2024	21:00	*	*	*	*	*	*	*	*	*	*	*	*	*	*	*	*	*	*	*	*	*	*	*	*	*	*
26/06/2024	22:00	*	*	*	*	*	*	*	*	*	*	*	*	*	*	*	*	*	*	*	*	*	*	*	*	*	*
26/06/2024	23:00	*	*	*	*	*	*	*	*	*	*	*	*	*	*	*	*	*	*	*	*	*	*	*	*	*	*
24 Hr Summary		0	0	0	0	0	0	0	0	0	0	0	0	0	0	0	0	0	0	0	0	0	0	*	*	*	*

Date	Starting Hr:min	<15	15 to <20	20 to <25	25 to <30	30 to <35	35 to <40	40 to <45	45 to <50	50 to <55	55 to <60	60 to <65	65 to <70	70 to <75	75 to <80	80 to <85	85 to <90	90 to <95	95 to <100	100 to >105	Total Counts	Avg Speed (MPH)	85pct Speed	10MPH Pace	% in pace	# of Speeders	% Speeders
27/06/2024	00:00	*	*	*	*	*	*	*	*	*	*	*	*	*	*	*	*	*	*	*	*	*	*	*	*	*	*
27/06/2024	01:00	*	*	*	*	*	*	*	*	*	*	*	*	*	*	*	*	*	*	*	*	*	*	*	*	*	*
27/06/2024	02:00	*	*	*	*	*	*	*	*	*	*	*	*	*	*	*	*	*	*	*	*	*	*	*	*	*	*
27/06/2024	03:00	*	*	*	*	*	*	*	*	*	*	*	*	*	*	*	*	*	*	*	*	*	*	*	*	*	*
27/06/2024	04:00	*	*	*	*	*	*	*	*	*	*	*	*	*	*	*	*	*	*	*	*	*	*	*	*	*	*
27/06/2024	05:00	*	*	*	*	*	*	*	*	*	*	*	*	*	*	*	*	*	*	*	*	*	*	*	*	*	*
27/06/2024	06:00	*	*	*	*	*	*	*	*	*	*	*	*	*	*	*	*	*	*	*	*	*	*	*	*	*	*
27/06/2024	07:00	*	*	*	*	*	*	*	*	*	*	*	*	*	*	*	*	*	*	*	*	*	*	*	*	*	*
27/06/2024	08:00	*	*	*	*	*	*	*	*	*	*	*	*	*	*	*	*	*	*	*	*	*	*	*	*	*	*
27/06/2024	09:00	*	*	*	*	*	*	*	*	*	*	*	*	*	*	*	*	*	*	*	*	*	*	*	*	*	*
27/06/2024	10:00	*	*	*	*	*	*	*	*	*	*	*	*	*	*	*	*	*	*	*	*	*	*	*	*	*	*
27/06/2024	11:00	*	*	*	*	*	*	*	*	*	*	*	*	*	*	*	*	*	*	*	*	*	*	*	*	*	*
27/06/2024	12:00	*	*	*	*	*	*	*	*	*	*	*	*	*	*	*	*	*	*	*	*	*	*	*	*	*	*
27/06/2024	13:00	*	*	*	*	*	*	*	*	*	*	*	*	*	*	*	*	*	*	*	*	*	*	*	*	*	*
27/06/2024	14:00	*	*	*	*	*	*	*	*	*	*	*	*	*	*	*	*	*	*	*	*	*	*	*	*	*	*
27/06/2024	15:00	*	*	*	*	*	*	*	*	*	*	*	*	*	*	*	*	*	*	*	*	*	*	*	*	*	*
27/06/2024	16:00	*	*	*	*	*	*	*	*	*	*	*	*	*	*	*	*	*	*	*	*	*	*	*	*	*	*
27/06/2024	17:00	*	*	*	*	*	*	*	*	*	*	*	*	*	*	*	*	*	*	*	*	*	*	*	*	*	*
27/06/2024	18:00	*	*	*	*	*	*	*	*	*	*	*	*	*	*	*	*	*	*	*	*	*	*	*	*	*	*
27/06/2024	19:00	*	*	*	*	*	*	*	*	*	*	*	*	*	*	*	*	*	*	*	*	*	*	*	*	*	*
27/06/2024	20:00	*	*	*	*	*	*	*	*	*	*	*	*	*	*	*	*	*	*	*	*	*	*	*	*	*	*
27/06/2024	21:00	*	*	*	*	*	*	*	*	*	*	*	*	*	*	*	*	*	*	*	*	*	*	*	*	*	*
27/06/2024	22:00	*	*	*	*	*	*	*	*	*	*	*	*	*	*	*	*	*	*	*	*	*	*	*	*	*	*
27/06/2024	23:00	*	*	*	*	*	*	*	*	*	*	*	*	*	*	*	*	*	*	*	*	*	*	*	*	*	*
24 Hr Summary		0	0	0	0	0	0	0	0	0	0	0	0	0	0	0	0	0	0	0	0	0	0	0	*	*	*

Incoming Histogram

Tue22Aug24

SAM 9640

from Thu-Mar-21-2024-01-00-PM to Thu-Aug-22-2024-08-59-PM

Date	Starting Hr:min	<15	15 to <20	20 to <25	25 to <30	30 to <35	35 to <40	40 to <45	45 to <50	50 to <55	55 to <60	60 to <65	65 to <70	70 to <75	75 to <80	80 to <85	85 to <90	90 to <95	95 to <100	100 to >105	Total Counts	Avg Speed (MPH)	85pct Speed	10MPH Pace	% in pace	# of Speeders	% Speeders
28/06/2024	00:00	*	*	*	*	*	*	*	*	*	*	*	*	*	*	*	*	*	*	*	*	*	*	*	*	*	*
28/06/2024	01:00	*	*	*	*	*	*	*	*	*	*	*	*	*	*	*	*	*	*	*	*	*	*	*	*	*	*
28/06/2024	02:00	*	*	*	*	*	*	*	*	*	*	*	*	*	*	*	*	*	*	*	*	*	*	*	*	*	*
28/06/2024	03:00	*	*	*	*	*	*	*	*	*	*	*	*	*	*	*	*	*	*	*	*	*	*	*	*	*	*
28/06/2024	04:00	*	*	*	*	*	*	*	*	*	*	*	*	*	*	*	*	*	*	*	*	*	*	*	*	*	*
28/06/2024	05:00	*	*	*	*	*	*	*	*	*	*	*	*	*	*	*	*	*	*	*	*	*	*	*	*	*	*
28/06/2024	06:00	*	*	*	*	*	*	*	*	*	*	*	*	*	*	*	*	*	*	*	*	*	*	*	*	*	*
28/06/2024	07:00	*	*	*	*	*	*	*	*	*	*	*	*	*	*	*	*	*	*	*	*	*	*	*	*	*	*
28/06/2024	08:00	*	*	*	*	*	*	*	*	*	*	*	*	*	*	*	*	*	*	*	*	*	*	*	*	*	*
28/06/2024	09:00	*	*	*	*	*	*	*	*	*	*	*	*	*	*	*	*	*	*	*	*	*	*	*	*	*	*
28/06/2024	10:00	*	*	*	*	*	*	*	*	*	*	*	*	*	*	*	*	*	*	*	*	*	*	*	*	*	*
28/06/2024	11:00	*	*	*	*	*	*	*	*	*	*	*	*	*	*	*	*	*	*	*	*	*	*	*	*	*	*
28/06/2024	12:00	*	*	*	*	*	*	*	*	*	*	*	*	*	*	*	*	*	*	*	*	*	*	*	*	*	*
28/06/2024	13:00	*	*	*	*	*	*	*	*	*	*	*	*	*	*	*	*	*	*	*	*	*	*	*	*	*	*
28/06/2024	14:00	*	*	*	*	*	*	*	*	*	*	*	*	*	*	*	*	*	*	*	*	*	*	*	*	*	*
28/06/2024	15:00	*	*	*	*	*	*	*	*	*	*	*	*	*	*	*	*	*	*	*	*	*	*	*	*	*	*
28/06/2024	16:00	*	*	*	*	*	*	*	*	*	*	*	*	*	*	*	*	*	*	*	*	*	*	*	*	*	*
28/06/2024	17:00	*	*	*	*	*	*	*	*	*	*	*	*	*	*	*	*	*	*	*	*	*	*	*	*	*	*
28/06/2024	18:00	*	*	*	*	*	*	*	*	*	*	*	*	*	*	*	*	*	*	*	*	*	*	*	*	*	*
28/06/2024	19:00	*	*	*	*	*	*	*	*	*	*	*	*	*	*	*	*	*	*	*	*	*	*	*	*	*	*
28/06/2024	20:00	*	*	*	*	*	*	*	*	*	*	*	*	*	*	*	*	*	*	*	*	*	*	*	*	*	*
28/06/2024	21:00	*	*	*	*	*	*	*	*	*	*	*	*	*	*	*	*	*	*	*	*	*	*	*	*	*	*
28/06/2024	22:00	*	*	*	*	*	*	*	*	*	*	*	*	*	*	*	*	*	*	*	*	*	*	*	*	*	*
28/06/2024	23:00	*	*	*	*	*	*	*	*	*	*	*	*	*	*	*	*	*	*	*	*	*	*	*	*	*	*
24 Hr Summary		0	0	0	0	0	0	0	0	0	0	0	0	0	0	0	0	0	0	0	0	0	0	*	*	*	*

Date	Starting Hr:min	<15	15 to <20	20 to <25	25 to <30	30 to <35	35 to <40	40 to <45	45 to <50	50 to <55	55 to <60	60 to <65	65 to <70	70 to <75	75 to <80	80 to <85	85 to <90	90 to <95	95 to <100	100 to >105	Total Counts	Avg Speed (MPH)	85pct Speed	10MPH Pace	% in pace	# of Speeders	% Speeders
29/06/2024	00:00	*	*	*	*	*	*	*	*	*	*	*	*	*	*	*	*	*	*	*	*	*	*	*	*	*	*
29/06/2024	01:00	*	*	*	*	*	*	*	*	*	*	*	*	*	*	*	*	*	*	*	*	*	*	*	*	*	*
29/06/2024	02:00	*	*	*	*	*	*	*	*	*	*	*	*	*	*	*	*	*	*	*	*	*	*	*	*	*	*
29/06/2024	03:00	*	*	*	*	*	*	*	*	*	*	*	*	*	*	*	*	*	*	*	*	*	*	*	*	*	*
29/06/2024	04:00	*	*	*	*	*	*	*	*	*	*	*	*	*	*	*	*	*	*	*	*	*	*	*	*	*	*
29/06/2024	05:00	*	*	*	*	*	*	*	*	*	*	*	*	*	*	*	*	*	*	*	*	*	*	*	*	*	*
29/06/2024	06:00	*	*	*	*	*	*	*	*	*	*	*	*	*	*	*	*	*	*	*	*	*	*	*	*	*	*
29/06/2024	07:00	*	*	*	*	*	*	*	*	*	*	*	*	*	*	*	*	*	*	*	*	*	*	*	*	*	*
29/06/2024	08:00	*	*	*	*	*	*	*	*	*	*	*	*	*	*	*	*	*	*	*	*	*	*	*	*	*	*
29/06/2024	09:00	*	*	*	*	*	*	*	*	*	*	*	*	*	*	*	*	*	*	*	*	*	*	*	*	*	*
29/06/2024	10:00	*	*	*	*	*	*	*	*	*	*	*	*	*	*	*	*	*	*	*	*	*	*	*	*	*	*
29/06/2024	11:00	*	*	*	*	*	*	*	*	*	*	*	*	*	*	*	*	*	*	*	*	*	*	*	*	*	*
29/06/2024	12:00	*	*	*	*	*	*	*	*	*	*	*	*	*	*	*	*	*	*	*	*	*	*	*	*	*	*
29/06/2024	13:00	*	*	*	*	*	*	*	*	*	*	*	*	*	*	*	*	*	*	*	*	*	*	*	*	*	*
29/06/2024	14:00	*	*	*	*	*	*	*	*	*	*	*	*	*	*	*	*	*	*	*	*	*	*	*	*	*	*
29/06/2024	15:00	*	*	*	*	*	*	*	*	*	*	*	*	*	*	*	*	*	*	*	*	*	*	*	*	*	*
29/06/2024	16:00	*	*	*	*	*	*	*	*	*	*	*	*	*	*	*	*	*	*	*	*	*	*	*	*	*	*
29/06/2024	17:00	*	*	*	*	*	*	*	*	*	*	*	*	*	*	*	*	*	*	*	*	*	*	*	*	*	*
29/06/2024	18:00	*	*	*	*	*	*	*	*	*	*	*	*	*	*	*	*	*	*	*	*	*	*	*	*	*	*
29/06/2024	19:00	*	*	*	*	*	*	*	*	*	*	*	*	*	*	*	*	*	*	*	*	*	*	*	*	*	*
29/06/2024	20:00	*	*	*	*	*	*	*	*	*	*	*	*	*	*	*	*	*	*	*	*	*	*	*	*	*	*
29/06/2024	21:00	*	*	*	*	*	*	*	*	*	*	*	*	*	*	*	*	*	*	*	*	*	*	*	*	*	*
29/06/2024	22:00	*	*	*	*	*	*	*	*	*	*	*	*	*	*	*	*	*	*	*	*	*	*	*	*	*	*
29/06/2024	23:00	*	*	*	*	*	*	*	*	*	*	*	*	*	*	*	*	*	*	*	*	*	*	*	*	*	*
24 Hr Summary		0	0	0	0	0	0	0	0	0	0	0	0	0	0	0	0	0	0	0	0	0	0	*	*	*	*

Incoming Histogram

Tue22Aug24

SAM 9640

from Thu-Mar-21-2024-01-00-PM to Thu-Aug-22-2024-08-59-PM

Date	Starting Hr:min	<15	15 to <20	20 to <25	25 to <30	30 to <35	35 to <40	40 to <45	45 to <50	50 to <55	55 to <60	60 to <65	65 to <70	70 to <75	75 to <80	80 to <85	85 to <90	90 to <95	95 to <100	100 to >105	Total Counts	Avg Speed (MPH)	85pct Speed	10MPH Pace	% in pace	# of Speeders	% Speeders
30/06/2024	00:00	*	*	*	*	*	*	*	*	*	*	*	*	*	*	*	*	*	*	*	*	*	*	*	*	*	*
30/06/2024	01:00	*	*	*	*	*	*	*	*	*	*	*	*	*	*	*	*	*	*	*	*	*	*	*	*	*	*
30/06/2024	02:00	*	*	*	*	*	*	*	*	*	*	*	*	*	*	*	*	*	*	*	*	*	*	*	*	*	*
30/06/2024	03:00	*	*	*	*	*	*	*	*	*	*	*	*	*	*	*	*	*	*	*	*	*	*	*	*	*	*
30/06/2024	04:00	*	*	*	*	*	*	*	*	*	*	*	*	*	*	*	*	*	*	*	*	*	*	*	*	*	*
30/06/2024	05:00	*	*	*	*	*	*	*	*	*	*	*	*	*	*	*	*	*	*	*	*	*	*	*	*	*	*
30/06/2024	06:00	*	*	*	*	*	*	*	*	*	*	*	*	*	*	*	*	*	*	*	*	*	*	*	*	*	*
30/06/2024	07:00	*	*	*	*	*	*	*	*	*	*	*	*	*	*	*	*	*	*	*	*	*	*	*	*	*	*
30/06/2024	08:00	*	*	*	*	*	*	*	*	*	*	*	*	*	*	*	*	*	*	*	*	*	*	*	*	*	*
30/06/2024	09:00	*	*	*	*	*	*	*	*	*	*	*	*	*	*	*	*	*	*	*	*	*	*	*	*	*	*
30/06/2024	10:00	*	*	*	*	*	*	*	*	*	*	*	*	*	*	*	*	*	*	*	*	*	*	*	*	*	*
30/06/2024	11:00	*	*	*	*	*	*	*	*	*	*	*	*	*	*	*	*	*	*	*	*	*	*	*	*	*	*
30/06/2024	12:00	*	*	*	*	*	*	*	*	*	*	*	*	*	*	*	*	*	*	*	*	*	*	*	*	*	*
30/06/2024	13:00	*	*	*	*	*	*	*	*	*	*	*	*	*	*	*	*	*	*	*	*	*	*	*	*	*	*
30/06/2024	14:00	*	*	*	*	*	*	*	*	*	*	*	*	*	*	*	*	*	*	*	*	*	*	*	*	*	*
30/06/2024	15:00	*	*	*	*	*	*	*	*	*	*	*	*	*	*	*	*	*	*	*	*	*	*	*	*	*	*
30/06/2024	16:00	*	*	*	*	*	*	*	*	*	*	*	*	*	*	*	*	*	*	*	*	*	*	*	*	*	*
30/06/2024	17:00	*	*	*	*	*	*	*	*	*	*	*	*	*	*	*	*	*	*	*	*	*	*	*	*	*	*
30/06/2024	18:00	*	*	*	*	*	*	*	*	*	*	*	*	*	*	*	*	*	*	*	*	*	*	*	*	*	*
30/06/2024	19:00	*	*	*	*	*	*	*	*	*	*	*	*	*	*	*	*	*	*	*	*	*	*	*	*	*	*
30/06/2024	20:00	*	*	*	*	*	*	*	*	*	*	*	*	*	*	*	*	*	*	*	*	*	*	*	*	*	*
30/06/2024	21:00	*	*	*	*	*	*	*	*	*	*	*	*	*	*	*	*	*	*	*	*	*	*	*	*	*	*
30/06/2024	22:00	*	*	*	*	*	*	*	*	*	*	*	*	*	*	*	*	*	*	*	*	*	*	*	*	*	*
30/06/2024	23:00	*	*	*	*	*	*	*	*	*	*	*	*	*	*	*	*	*	*	*	*	*	*	*	*	*	*
24 Hr Summary		0	0	0	0	0	0	0	0	0	0	0	0	0	0	0	0	0	0	0	0	0	0	*	*	*	*

Incoming Histogram

Tue22Aug24

SAM 9640

from Thu-Mar-21-2024-01-00-PM to Thu-Aug-22-2024-08-59-PM

Date	Starting Hr:min	<15	15 to <20	20 to <25	25 to <30	30 to <35	35 to <40	40 to <45	45 to <50	50 to <55	55 to <60	60 to <65	65 to <70	70 to <75	75 to <80	80 to <85	85 to <90	90 to <95	95 to <100	100 to >105	Total Counts	Avg Speed (MPH)	85pct Speed	10MPH Pace	% in pace	# of Speeders	% Speeders
01/07/2024	00:00	*	*	*	*	*	*	*	*	*	*	*	*	*	*	*	*	*	*	*	*	*	*	*	*	*	*
01/07/2024	01:00	*	*	*	*	*	*	*	*	*	*	*	*	*	*	*	*	*	*	*	*	*	*	*	*	*	*
01/07/2024	02:00	*	*	*	*	*	*	*	*	*	*	*	*	*	*	*	*	*	*	*	*	*	*	*	*	*	*
01/07/2024	03:00	*	*	*	*	*	*	*	*	*	*	*	*	*	*	*	*	*	*	*	*	*	*	*	*	*	*
01/07/2024	04:00	*	*	*	*	*	*	*	*	*	*	*	*	*	*	*	*	*	*	*	*	*	*	*	*	*	*
01/07/2024	05:00	*	*	*	*	*	*	*	*	*	*	*	*	*	*	*	*	*	*	*	*	*	*	*	*	*	*
01/07/2024	06:00	*	*	*	*	*	*	*	*	*	*	*	*	*	*	*	*	*	*	*	*	*	*	*	*	*	*
01/07/2024	07:00	*	*	*	*	*	*	*	*	*	*	*	*	*	*	*	*	*	*	*	*	*	*	*	*	*	*
01/07/2024	08:00	*	*	*	*	*	*	*	*	*	*	*	*	*	*	*	*	*	*	*	*	*	*	*	*	*	*
01/07/2024	09:00	*	*	*	*	*	*	*	*	*	*	*	*	*	*	*	*	*	*	*	*	*	*	*	*	*	*
01/07/2024	10:00	*	*	*	*	*	*	*	*	*	*	*	*	*	*	*	*	*	*	*	*	*	*	*	*	*	*
01/07/2024	11:00	*	*	*	*	*	*	*	*	*	*	*	*	*	*	*	*	*	*	*	*	*	*	*	*	*	*
01/07/2024	12:00	*	*	*	*	*	*	*	*	*	*	*	*	*	*	*	*	*	*	*	*	*	*	*	*	*	*
01/07/2024	13:00	*	*	*	*	*	*	*	*	*	*	*	*	*	*	*	*	*	*	*	*	*	*	*	*	*	*
01/07/2024	14:00	*	*	*	*	*	*	*	*	*	*	*	*	*	*	*	*	*	*	*	*	*	*	*	*	*	*
01/07/2024	15:00	*	*	*	*	*	*	*	*	*	*	*	*	*	*	*	*	*	*	*	*	*	*	*	*	*	*
01/07/2024	16:00	*	*	*	*	*	*	*	*	*	*	*	*	*	*	*	*	*	*	*	*	*	*	*	*	*	*
01/07/2024	17:00	*	*	*	*	*	*	*	*	*	*	*	*	*	*	*	*	*	*	*	*	*	*	*	*	*	*
01/07/2024	18:00	*	*	*	*	*	*	*	*	*	*	*	*	*	*	*	*	*	*	*	*	*	*	*	*	*	*
01/07/2024	19:00	*	*	*	*	*	*	*	*	*	*	*	*	*	*	*	*	*	*	*	*	*	*	*	*	*	*
01/07/2024	20:00	*	*	*	*	*	*	*	*	*	*	*	*	*	*	*	*	*	*	*	*	*	*	*	*	*	*
01/07/2024	21:00	*	*	*	*	*	*	*	*	*	*	*	*	*	*	*	*	*	*	*	*	*	*	*	*	*	*
01/07/2024	22:00	*	*	*	*	*	*	*	*	*	*	*	*	*	*	*	*	*	*	*	*	*	*	*	*	*	*
01/07/2024	23:00	*	*	*	*	*	*	*	*	*	*	*	*	*	*	*	*	*	*	*	*	*	*	*	*	*	*
24 Hr Summary		0	0	0	0	0	0	0	0	0	0	0	0	0	0	0	0	0	0	0	0	0	0	*	*	*	*

Incoming Histogram
 Tue22Aug24
 SAM 9640

from Thu-Mar-21-2024-01-00-PM to Thu-Aug-22-2024-08-59-PM

Date	Starting Hr:min	<15	15 to <20	20 to <25	25 to <30	30 to <35	35 to <40	40 to <45	45 to <50	50 to <55	55 to <60	60 to <65	65 to <70	70 to <75	75 to <80	80 to <85	85 to <90	90 to <95	95 to <100	100 to >105	Total Counts	Avg Speed (MPH)	85pct Speed	10MPH Pace	% in pace	# of Speeders	% Speeders
02/07/2024	00:00	*	*	*	*	*	*	*	*	*	*	*	*	*	*	*	*	*	*	*	*	*	*	*	*	*	*
02/07/2024	01:00	*	*	*	*	*	*	*	*	*	*	*	*	*	*	*	*	*	*	*	*	*	*	*	*	*	*
02/07/2024	02:00	*	*	*	*	*	*	*	*	*	*	*	*	*	*	*	*	*	*	*	*	*	*	*	*	*	*
02/07/2024	03:00	*	*	*	*	*	*	*	*	*	*	*	*	*	*	*	*	*	*	*	*	*	*	*	*	*	*
02/07/2024	04:00	*	*	*	*	*	*	*	*	*	*	*	*	*	*	*	*	*	*	*	*	*	*	*	*	*	*
02/07/2024	05:00	*	*	*	*	*	*	*	*	*	*	*	*	*	*	*	*	*	*	*	*	*	*	*	*	*	*
02/07/2024	06:00	*	*	*	*	*	*	*	*	*	*	*	*	*	*	*	*	*	*	*	*	*	*	*	*	*	*
02/07/2024	07:00	*	*	*	*	*	*	*	*	*	*	*	*	*	*	*	*	*	*	*	*	*	*	*	*	*	*
02/07/2024	08:00	*	*	*	*	*	*	*	*	*	*	*	*	*	*	*	*	*	*	*	*	*	*	*	*	*	*
02/07/2024	09:00	*	*	*	*	*	*	*	*	*	*	*	*	*	*	*	*	*	*	*	*	*	*	*	*	*	*
02/07/2024	10:00	*	*	*	*	*	*	*	*	*	*	*	*	*	*	*	*	*	*	*	*	*	*	*	*	*	*
02/07/2024	11:00	*	*	*	*	*	*	*	*	*	*	*	*	*	*	*	*	*	*	*	*	*	*	*	*	*	*
02/07/2024	12:00	*	*	*	*	*	*	*	*	*	*	*	*	*	*	*	*	*	*	*	*	*	*	*	*	*	*
02/07/2024	13:00	*	*	*	*	*	*	*	*	*	*	*	*	*	*	*	*	*	*	*	*	*	*	*	*	*	*
02/07/2024	14:00	*	*	*	*	*	*	*	*	*	*	*	*	*	*	*	*	*	*	*	*	*	*	*	*	*	*
02/07/2024	15:00	*	*	*	*	*	*	*	*	*	*	*	*	*	*	*	*	*	*	*	*	*	*	*	*	*	*
02/07/2024	16:00	*	*	*	*	*	*	*	*	*	*	*	*	*	*	*	*	*	*	*	*	*	*	*	*	*	*
02/07/2024	17:00	*	*	*	*	*	*	*	*	*	*	*	*	*	*	*	*	*	*	*	*	*	*	*	*	*	*
02/07/2024	18:00	*	*	*	*	*	*	*	*	*	*	*	*	*	*	*	*	*	*	*	*	*	*	*	*	*	*
02/07/2024	19:00	*	*	*	*	*	*	*	*	*	*	*	*	*	*	*	*	*	*	*	*	*	*	*	*	*	*
02/07/2024	20:00	*	*	*	*	*	*	*	*	*	*	*	*	*	*	*	*	*	*	*	*	*	*	*	*	*	*
02/07/2024	21:00	*	*	*	*	*	*	*	*	*	*	*	*	*	*	*	*	*	*	*	*	*	*	*	*	*	*
02/07/2024	22:00	*	*	*	*	*	*	*	*	*	*	*	*	*	*	*	*	*	*	*	*	*	*	*	*	*	*
02/07/2024	23:00	*	*	*	*	*	*	*	*	*	*	*	*	*	*	*	*	*	*	*	*	*	*	*	*	*	*
24 Hr Summary		0	0	0	0	0	0	0	0	0	0	0	0	0	0	0	0	0	0	0	0	0	0	*	*	*	*

Date	Starting Hr:min	<15	15 to <20	20 to <25	25 to <30	30 to <35	35 to <40	40 to <45	45 to <50	50 to <55	55 to <60	60 to <65	65 to <70	70 to <75	75 to <80	80 to <85	85 to <90	90 to <95	95 to <100	100 to >105	Total Counts	Avg Speed (MPH)	85pct Speed	10MPH Pace	% in pace	# of Speeders	% Speeders
03/07/2024	00:00	*	*	*	*	*	*	*	*	*	*	*	*	*	*	*	*	*	*	*	*	*	*	*	*	*	*
03/07/2024	01:00	*	*	*	*	*	*	*	*	*	*	*	*	*	*	*	*	*	*	*	*	*	*	*	*	*	*
03/07/2024	02:00	*	*	*	*	*	*	*	*	*	*	*	*	*	*	*	*	*	*	*	*	*	*	*	*	*	*
03/07/2024	03:00	*	*	*	*	*	*	*	*	*	*	*	*	*	*	*	*	*	*	*	*	*	*	*	*	*	*
03/07/2024	04:00	*	*	*	*	*	*	*	*	*	*	*	*	*	*	*	*	*	*	*	*	*	*	*	*	*	*
03/07/2024	05:00	*	*	*	*	*	*	*	*	*	*	*	*	*	*	*	*	*	*	*	*	*	*	*	*	*	*
03/07/2024	06:00	*	*	*	*	*	*	*	*	*	*	*	*	*	*	*	*	*	*	*	*	*	*	*	*	*	*
03/07/2024	07:00	*	*	*	*	*	*	*	*	*	*	*	*	*	*	*	*	*	*	*	*	*	*	*	*	*	*
03/07/2024	08:00	*	*	*	*	*	*	*	*	*	*	*	*	*	*	*	*	*	*	*	*	*	*	*	*	*	*
03/07/2024	09:00	*	*	*	*	*	*	*	*	*	*	*	*	*	*	*	*	*	*	*	*	*	*	*	*	*	*
03/07/2024	10:00	*	*	*	*	*	*	*	*	*	*	*	*	*	*	*	*	*	*	*	*	*	*	*	*	*	*
03/07/2024	11:00	*	*	*	*	*	*	*	*	*	*	*	*	*	*	*	*	*	*	*	*	*	*	*	*	*	*
03/07/2024	12:00	*	*	*	*	*	*	*	*	*	*	*	*	*	*	*	*	*	*	*	*	*	*	*	*	*	*
03/07/2024	13:00	*	*	*	*	*	*	*	*	*	*	*	*	*	*	*	*	*	*	*	*	*	*	*	*	*	*
03/07/2024	14:00	*	*	*	*	*	*	*	*	*	*	*	*	*	*	*	*	*	*	*	*	*	*	*	*	*	*
03/07/2024	15:00	*	*	*	*	*	*	*	*	*	*	*	*	*	*	*	*	*	*	*	*	*	*	*	*	*	*
03/07/2024	16:00	*	*	*	*	*	*	*	*	*	*	*	*	*	*	*	*	*	*	*	*	*	*	*	*	*	*
03/07/2024	17:00	*	*	*	*	*	*	*	*	*	*	*	*	*	*	*	*	*	*	*	*	*	*	*	*	*	*
03/07/2024	18:00	*	*	*	*	*	*	*	*	*	*	*	*	*	*	*	*	*	*	*	*	*	*	*	*	*	*
03/07/2024	19:00	*	*	*	*	*	*	*	*	*	*	*	*	*	*	*	*	*	*	*	*	*	*	*	*	*	*
03/07/2024	20:00	*	*	*	*	*	*	*	*	*	*	*	*	*	*	*	*	*	*	*	*	*	*	*	*	*	*
03/07/2024	21:00	*	*	*	*	*	*	*	*	*	*	*	*	*	*	*	*	*	*	*	*	*	*	*	*	*	*
03/07/2024	22:00	*	*	*	*	*	*	*	*	*	*	*	*	*	*	*	*	*	*	*	*	*	*	*	*	*	*
03/07/2024	23:00	*	*	*	*	*	*	*	*	*	*	*	*	*	*	*	*	*	*	*	*	*	*	*	*	*	*
24 Hr Summary		0	0	0	0	0	0	0	0	0	0	0	0	0	0	0	0	0	0	0	0	0	0	*	*	*	*

Date	Starting Hr:min	<15	15 to <20	20 to <25	25 to <30	30 to <35	35 to <40	40 to <45	45 to <50	50 to <55	55 to <60	60 to <65	65 to <70	70 to <75	75 to <80	80 to <85	85 to <90	90 to <95	95 to <100	100 to >105	Total Counts	Avg Speed (MPH)	85pct Speed	10MPH Pace	% in pace	# of Speeders	% Speeders
04/07/2024	00:00	*	*	*	*	*	*	*	*	*	*	*	*	*	*	*	*	*	*	*	*	*	*	*	*	*	*
04/07/2024	01:00	*	*	*	*	*	*	*	*	*	*	*	*	*	*	*	*	*	*	*	*	*	*	*	*	*	*
04/07/2024	02:00	*	*	*	*	*	*	*	*	*	*	*	*	*	*	*	*	*	*	*	*	*	*	*	*	*	*
04/07/2024	03:00	*	*	*	*	*	*	*	*	*	*	*	*	*	*	*	*	*	*	*	*	*	*	*	*	*	*
04/07/2024	04:00	*	*	*	*	*	*	*	*	*	*	*	*	*	*	*	*	*	*	*	*	*	*	*	*	*	*
04/07/2024	05:00	*	*	*	*	*	*	*	*	*	*	*	*	*	*	*	*	*	*	*	*	*	*	*	*	*	*
04/07/2024	06:00	*	*	*	*	*	*	*	*	*	*	*	*	*	*	*	*	*	*	*	*	*	*	*	*	*	*
04/07/2024	07:00	*	*	*	*	*	*	*	*	*	*	*	*	*	*	*	*	*	*	*	*	*	*	*	*	*	*
04/07/2024	08:00	*	*	*	*	*	*	*	*	*	*	*	*	*	*	*	*	*	*	*	*	*	*	*	*	*	*
04/07/2024	09:00	*	*	*	*	*	*	*	*	*	*	*	*	*	*	*	*	*	*	*	*	*	*	*	*	*	*
04/07/2024	10:00	*	*	*	*	*	*	*	*	*	*	*	*	*	*	*	*	*	*	*	*	*	*	*	*	*	*
04/07/2024	11:00	*	*	*	*	*	*	*	*	*	*	*	*	*	*	*	*	*	*	*	*	*	*	*	*	*	*
04/07/2024	12:00	*	*	*	*	*	*	*	*	*	*	*	*	*	*	*	*	*	*	*	*	*	*	*	*	*	*
04/07/2024	13:00	*	*	*	*	*	*	*	*	*	*	*	*	*	*	*	*	*	*	*	*	*	*	*	*	*	*
04/07/2024	14:00	*	*	*	*	*	*	*	*	*	*	*	*	*	*	*	*	*	*	*	*	*	*	*	*	*	*
04/07/2024	15:00	*	*	*	*	*	*	*	*	*	*	*	*	*	*	*	*	*	*	*	*	*	*	*	*	*	*
04/07/2024	16:00	*	*	*	*	*	*	*	*	*	*	*	*	*	*	*	*	*	*	*	*	*	*	*	*	*	*
04/07/2024	17:00	*	*	*	*	*	*	*	*	*	*	*	*	*	*	*	*	*	*	*	*	*	*	*	*	*	*
04/07/2024	18:00	*	*	*	*	*	*	*	*	*	*	*	*	*	*	*	*	*	*	*	*	*	*	*	*	*	*
04/07/2024	19:00	*	*	*	*	*	*	*	*	*	*	*	*	*	*	*	*	*	*	*	*	*	*	*	*	*	*
04/07/2024	20:00	*	*	*	*	*	*	*	*	*	*	*	*	*	*	*	*	*	*	*	*	*	*	*	*	*	*
04/07/2024	21:00	*	*	*	*	*	*	*	*	*	*	*	*	*	*	*	*	*	*	*	*	*	*	*	*	*	*
04/07/2024	22:00	*	*	*	*	*	*	*	*	*	*	*	*	*	*	*	*	*	*	*	*	*	*	*	*	*	*
04/07/2024	23:00	*	*	*	*	*	*	*	*	*	*	*	*	*	*	*	*	*	*	*	*	*	*	*	*	*	*
24 Hr Summary		0	0	0	0	0	0	0	0	0	0	0	0	0	0	0	0	0	0	0	0	0	0	*	*	*	*

Date	Starting Hr:min	<15	15 to <20	20 to <25	25 to <30	30 to <35	35 to <40	40 to <45	45 to <50	50 to <55	55 to <60	60 to <65	65 to <70	70 to <75	75 to <80	80 to <85	85 to <90	90 to <95	95 to <100	100 to >105	Total Counts	Avg Speed (MPH)	85pct Speed	10MPH Pace	% in pace	# of Speeders	% Speeders
05/07/2024	00:00	*	*	*	*	*	*	*	*	*	*	*	*	*	*	*	*	*	*	*	*	*	*	*	*	*	*
05/07/2024	01:00	*	*	*	*	*	*	*	*	*	*	*	*	*	*	*	*	*	*	*	*	*	*	*	*	*	*
05/07/2024	02:00	*	*	*	*	*	*	*	*	*	*	*	*	*	*	*	*	*	*	*	*	*	*	*	*	*	*
05/07/2024	03:00	*	*	*	*	*	*	*	*	*	*	*	*	*	*	*	*	*	*	*	*	*	*	*	*	*	*
05/07/2024	04:00	*	*	*	*	*	*	*	*	*	*	*	*	*	*	*	*	*	*	*	*	*	*	*	*	*	*
05/07/2024	05:00	*	*	*	*	*	*	*	*	*	*	*	*	*	*	*	*	*	*	*	*	*	*	*	*	*	*
05/07/2024	06:00	*	*	*	*	*	*	*	*	*	*	*	*	*	*	*	*	*	*	*	*	*	*	*	*	*	*
05/07/2024	07:00	*	*	*	*	*	*	*	*	*	*	*	*	*	*	*	*	*	*	*	*	*	*	*	*	*	*
05/07/2024	08:00	*	*	*	*	*	*	*	*	*	*	*	*	*	*	*	*	*	*	*	*	*	*	*	*	*	*
05/07/2024	09:00	*	*	*	*	*	*	*	*	*	*	*	*	*	*	*	*	*	*	*	*	*	*	*	*	*	*
05/07/2024	10:00	*	*	*	*	*	*	*	*	*	*	*	*	*	*	*	*	*	*	*	*	*	*	*	*	*	*
05/07/2024	11:00	*	*	*	*	*	*	*	*	*	*	*	*	*	*	*	*	*	*	*	*	*	*	*	*	*	*
05/07/2024	12:00	*	*	*	*	*	*	*	*	*	*	*	*	*	*	*	*	*	*	*	*	*	*	*	*	*	*
05/07/2024	13:00	*	*	*	*	*	*	*	*	*	*	*	*	*	*	*	*	*	*	*	*	*	*	*	*	*	*
05/07/2024	14:00	*	*	*	*	*	*	*	*	*	*	*	*	*	*	*	*	*	*	*	*	*	*	*	*	*	*
05/07/2024	15:00	*	*	*	*	*	*	*	*	*	*	*	*	*	*	*	*	*	*	*	*	*	*	*	*	*	*
05/07/2024	16:00	*	*	*	*	*	*	*	*	*	*	*	*	*	*	*	*	*	*	*	*	*	*	*	*	*	*
05/07/2024	17:00	*	*	*	*	*	*	*	*	*	*	*	*	*	*	*	*	*	*	*	*	*	*	*	*	*	*
05/07/2024	18:00	*	*	*	*	*	*	*	*	*	*	*	*	*	*	*	*	*	*	*	*	*	*	*	*	*	*
05/07/2024	19:00	*	*	*	*	*	*	*	*	*	*	*	*	*	*	*	*	*	*	*	*	*	*	*	*	*	*
05/07/2024	20:00	*	*	*	*	*	*	*	*	*	*	*	*	*	*	*	*	*	*	*	*	*	*	*	*	*	*
05/07/2024	21:00	*	*	*	*	*	*	*	*	*	*	*	*	*	*	*	*	*	*	*	*	*	*	*	*	*	*
05/07/2024	22:00	*	*	*	*	*	*	*	*	*	*	*	*	*	*	*	*	*	*	*	*	*	*	*	*	*	*
05/07/2024	23:00	*	*	*	*	*	*	*	*	*	*	*	*	*	*	*	*	*	*	*	*	*	*	*	*	*	*
24 Hr Summary		0	0	0	0	0	0	0	0	0	0	0	0	0	0	0	0	0	0	0	0	0	0	*	*	*	*

Incoming Histogram

Tue22Aug24

SAM 9640

from Thu-Mar-21-2024-01-00-PM to Thu-Aug-22-2024-08-59-PM

Date	Starting Hr:min	<15	15 to <20	20 to <25	25 to <30	30 to <35	35 to <40	40 to <45	45 to <50	50 to <55	55 to <60	60 to <65	65 to <70	70 to <75	75 to <80	80 to <85	85 to <90	90 to <95	95 to <100	100 to >105	Total Counts	Avg Speed (MPH)	85pct Speed	10MPH Pace	% in pace	# of Speeders	% Speeders
06/07/2024	00:00	*	*	*	*	*	*	*	*	*	*	*	*	*	*	*	*	*	*	*	*	*	*	*	*	*	*
06/07/2024	01:00	*	*	*	*	*	*	*	*	*	*	*	*	*	*	*	*	*	*	*	*	*	*	*	*	*	*
06/07/2024	02:00	*	*	*	*	*	*	*	*	*	*	*	*	*	*	*	*	*	*	*	*	*	*	*	*	*	*
06/07/2024	03:00	*	*	*	*	*	*	*	*	*	*	*	*	*	*	*	*	*	*	*	*	*	*	*	*	*	*
06/07/2024	04:00	*	*	*	*	*	*	*	*	*	*	*	*	*	*	*	*	*	*	*	*	*	*	*	*	*	*
06/07/2024	05:00	*	*	*	*	*	*	*	*	*	*	*	*	*	*	*	*	*	*	*	*	*	*	*	*	*	*
06/07/2024	06:00	*	*	*	*	*	*	*	*	*	*	*	*	*	*	*	*	*	*	*	*	*	*	*	*	*	*
06/07/2024	07:00	*	*	*	*	*	*	*	*	*	*	*	*	*	*	*	*	*	*	*	*	*	*	*	*	*	*
06/07/2024	08:00	*	*	*	*	*	*	*	*	*	*	*	*	*	*	*	*	*	*	*	*	*	*	*	*	*	*
06/07/2024	09:00	*	*	*	*	*	*	*	*	*	*	*	*	*	*	*	*	*	*	*	*	*	*	*	*	*	*
06/07/2024	10:00	*	*	*	*	*	*	*	*	*	*	*	*	*	*	*	*	*	*	*	*	*	*	*	*	*	*
06/07/2024	11:00	*	*	*	*	*	*	*	*	*	*	*	*	*	*	*	*	*	*	*	*	*	*	*	*	*	*
06/07/2024	12:00	*	*	*	*	*	*	*	*	*	*	*	*	*	*	*	*	*	*	*	*	*	*	*	*	*	*
06/07/2024	13:00	*	*	*	*	*	*	*	*	*	*	*	*	*	*	*	*	*	*	*	*	*	*	*	*	*	*
06/07/2024	14:00	*	*	*	*	*	*	*	*	*	*	*	*	*	*	*	*	*	*	*	*	*	*	*	*	*	*
06/07/2024	15:00	*	*	*	*	*	*	*	*	*	*	*	*	*	*	*	*	*	*	*	*	*	*	*	*	*	*
06/07/2024	16:00	*	*	*	*	*	*	*	*	*	*	*	*	*	*	*	*	*	*	*	*	*	*	*	*	*	*
06/07/2024	17:00	*	*	*	*	*	*	*	*	*	*	*	*	*	*	*	*	*	*	*	*	*	*	*	*	*	*
06/07/2024	18:00	*	*	*	*	*	*	*	*	*	*	*	*	*	*	*	*	*	*	*	*	*	*	*	*	*	*
06/07/2024	19:00	*	*	*	*	*	*	*	*	*	*	*	*	*	*	*	*	*	*	*	*	*	*	*	*	*	*
06/07/2024	20:00	*	*	*	*	*	*	*	*	*	*	*	*	*	*	*	*	*	*	*	*	*	*	*	*	*	*
06/07/2024	21:00	*	*	*	*	*	*	*	*	*	*	*	*	*	*	*	*	*	*	*	*	*	*	*	*	*	*
06/07/2024	22:00	*	*	*	*	*	*	*	*	*	*	*	*	*	*	*	*	*	*	*	*	*	*	*	*	*	*
06/07/2024	23:00	*	*	*	*	*	*	*	*	*	*	*	*	*	*	*	*	*	*	*	*	*	*	*	*	*	*
24 Hr Summary		0	0	0	0	0	0	0	0	0	0	0	0	0	0	0	0	0	0	0	0	0	0	*	*	*	*

Date	Starting Hr:min	<15	15 to <20	20 to <25	25 to <30	30 to <35	35 to <40	40 to <45	45 to <50	50 to <55	55 to <60	60 to <65	65 to <70	70 to <75	75 to <80	80 to <85	85 to <90	90 to <95	95 to <100	100 to >105	Total Counts	Avg Speed (MPH)	85pct Speed	10MPH Pace	% in pace	# of Speeders	% Speeders
07/07/2024	00:00	*	*	*	*	*	*	*	*	*	*	*	*	*	*	*	*	*	*	*	*	*	*	*	*	*	*
07/07/2024	01:00	*	*	*	*	*	*	*	*	*	*	*	*	*	*	*	*	*	*	*	*	*	*	*	*	*	*
07/07/2024	02:00	*	*	*	*	*	*	*	*	*	*	*	*	*	*	*	*	*	*	*	*	*	*	*	*	*	*
07/07/2024	03:00	*	*	*	*	*	*	*	*	*	*	*	*	*	*	*	*	*	*	*	*	*	*	*	*	*	*
07/07/2024	04:00	*	*	*	*	*	*	*	*	*	*	*	*	*	*	*	*	*	*	*	*	*	*	*	*	*	*
07/07/2024	05:00	*	*	*	*	*	*	*	*	*	*	*	*	*	*	*	*	*	*	*	*	*	*	*	*	*	*
07/07/2024	06:00	*	*	*	*	*	*	*	*	*	*	*	*	*	*	*	*	*	*	*	*	*	*	*	*	*	*
07/07/2024	07:00	*	*	*	*	*	*	*	*	*	*	*	*	*	*	*	*	*	*	*	*	*	*	*	*	*	*
07/07/2024	08:00	*	*	*	*	*	*	*	*	*	*	*	*	*	*	*	*	*	*	*	*	*	*	*	*	*	*
07/07/2024	09:00	*	*	*	*	*	*	*	*	*	*	*	*	*	*	*	*	*	*	*	*	*	*	*	*	*	*
07/07/2024	10:00	*	*	*	*	*	*	*	*	*	*	*	*	*	*	*	*	*	*	*	*	*	*	*	*	*	*
07/07/2024	11:00	*	*	*	*	*	*	*	*	*	*	*	*	*	*	*	*	*	*	*	*	*	*	*	*	*	*
07/07/2024	12:00	*	*	*	*	*	*	*	*	*	*	*	*	*	*	*	*	*	*	*	*	*	*	*	*	*	*
07/07/2024	13:00	*	*	*	*	*	*	*	*	*	*	*	*	*	*	*	*	*	*	*	*	*	*	*	*	*	*
07/07/2024	14:00	*	*	*	*	*	*	*	*	*	*	*	*	*	*	*	*	*	*	*	*	*	*	*	*	*	*
07/07/2024	15:00	*	*	*	*	*	*	*	*	*	*	*	*	*	*	*	*	*	*	*	*	*	*	*	*	*	*
07/07/2024	16:00	*	*	*	*	*	*	*	*	*	*	*	*	*	*	*	*	*	*	*	*	*	*	*	*	*	*
07/07/2024	17:00	*	*	*	*	*	*	*	*	*	*	*	*	*	*	*	*	*	*	*	*	*	*	*	*	*	*
07/07/2024	18:00	*	*	*	*	*	*	*	*	*	*	*	*	*	*	*	*	*	*	*	*	*	*	*	*	*	*
07/07/2024	19:00	*	*	*	*	*	*	*	*	*	*	*	*	*	*	*	*	*	*	*	*	*	*	*	*	*	*
07/07/2024	20:00	*	*	*	*	*	*	*	*	*	*	*	*	*	*	*	*	*	*	*	*	*	*	*	*	*	*
07/07/2024	21:00	*	*	*	*	*	*	*	*	*	*	*	*	*	*	*	*	*	*	*	*	*	*	*	*	*	*
07/07/2024	22:00	*	*	*	*	*	*	*	*	*	*	*	*	*	*	*	*	*	*	*	*	*	*	*	*	*	*
07/07/2024	23:00	*	*	*	*	*	*	*	*	*	*	*	*	*	*	*	*	*	*	*	*	*	*	*	*	*	*
24 Hr Summary		0	0	0	0	0	0	0	0	0	0	0	0	0	0	0	0	0	0	0	0	0	0	*	*	*	*

Date	Starting Hr:min	<15	15 to <20	20 to <25	25 to <30	30 to <35	35 to <40	40 to <45	45 to <50	50 to <55	55 to <60	60 to <65	65 to <70	70 to <75	75 to <80	80 to <85	85 to <90	90 to <95	95 to <100	100 to >105	Total Counts	Avg Speed (MPH)	85pct Speed	10MPH Pace	% in pace	# of Speeders	% Speeders
08/07/2024	00:00	*	*	*	*	*	*	*	*	*	*	*	*	*	*	*	*	*	*	*	*	*	*	*	*	*	*
08/07/2024	01:00	*	*	*	*	*	*	*	*	*	*	*	*	*	*	*	*	*	*	*	*	*	*	*	*	*	*
08/07/2024	02:00	*	*	*	*	*	*	*	*	*	*	*	*	*	*	*	*	*	*	*	*	*	*	*	*	*	*
08/07/2024	03:00	*	*	*	*	*	*	*	*	*	*	*	*	*	*	*	*	*	*	*	*	*	*	*	*	*	*
08/07/2024	04:00	*	*	*	*	*	*	*	*	*	*	*	*	*	*	*	*	*	*	*	*	*	*	*	*	*	*
08/07/2024	05:00	*	*	*	*	*	*	*	*	*	*	*	*	*	*	*	*	*	*	*	*	*	*	*	*	*	*
08/07/2024	06:00	*	*	*	*	*	*	*	*	*	*	*	*	*	*	*	*	*	*	*	*	*	*	*	*	*	*
08/07/2024	07:00	*	*	*	*	*	*	*	*	*	*	*	*	*	*	*	*	*	*	*	*	*	*	*	*	*	*
08/07/2024	08:00	*	*	*	*	*	*	*	*	*	*	*	*	*	*	*	*	*	*	*	*	*	*	*	*	*	*
08/07/2024	09:00	*	*	*	*	*	*	*	*	*	*	*	*	*	*	*	*	*	*	*	*	*	*	*	*	*	*
08/07/2024	10:00	*	*	*	*	*	*	*	*	*	*	*	*	*	*	*	*	*	*	*	*	*	*	*	*	*	*
08/07/2024	11:00	*	*	*	*	*	*	*	*	*	*	*	*	*	*	*	*	*	*	*	*	*	*	*	*	*	*
08/07/2024	12:00	*	*	*	*	*	*	*	*	*	*	*	*	*	*	*	*	*	*	*	*	*	*	*	*	*	*
08/07/2024	13:00	*	*	*	*	*	*	*	*	*	*	*	*	*	*	*	*	*	*	*	*	*	*	*	*	*	*
08/07/2024	14:00	*	*	*	*	*	*	*	*	*	*	*	*	*	*	*	*	*	*	*	*	*	*	*	*	*	*
08/07/2024	15:00	*	*	*	*	*	*	*	*	*	*	*	*	*	*	*	*	*	*	*	*	*	*	*	*	*	*
08/07/2024	16:00	*	*	*	*	*	*	*	*	*	*	*	*	*	*	*	*	*	*	*	*	*	*	*	*	*	*
08/07/2024	17:00	*	*	*	*	*	*	*	*	*	*	*	*	*	*	*	*	*	*	*	*	*	*	*	*	*	*
08/07/2024	18:00	*	*	*	*	*	*	*	*	*	*	*	*	*	*	*	*	*	*	*	*	*	*	*	*	*	*
08/07/2024	19:00	*	*	*	*	*	*	*	*	*	*	*	*	*	*	*	*	*	*	*	*	*	*	*	*	*	*
08/07/2024	20:00	*	*	*	*	*	*	*	*	*	*	*	*	*	*	*	*	*	*	*	*	*	*	*	*	*	*
08/07/2024	21:00	*	*	*	*	*	*	*	*	*	*	*	*	*	*	*	*	*	*	*	*	*	*	*	*	*	*
08/07/2024	22:00	*	*	*	*	*	*	*	*	*	*	*	*	*	*	*	*	*	*	*	*	*	*	*	*	*	*
08/07/2024	23:00	*	*	*	*	*	*	*	*	*	*	*	*	*	*	*	*	*	*	*	*	*	*	*	*	*	*
24 Hr Summary		0	0	0	0	0	0	0	0	0	0	0	0	0	0	0	0	0	0	0	0	0	0	0	*	*	*

Date	Starting Hr:min	<15	15 to <20	20 to <25	25 to <30	30 to <35	35 to <40	40 to <45	45 to <50	50 to <55	55 to <60	60 to <65	65 to <70	70 to <75	75 to <80	80 to <85	85 to <90	90 to <95	95 to <100	100 to >105	Total Counts	Avg Speed (MPH)	85pct Speed	10MPH Pace	% in pace	# of Speeders	% Speeders
09/07/2024	00:00	*	*	*	*	*	*	*	*	*	*	*	*	*	*	*	*	*	*	*	*	*	*	*	*	*	*
09/07/2024	01:00	*	*	*	*	*	*	*	*	*	*	*	*	*	*	*	*	*	*	*	*	*	*	*	*	*	*
09/07/2024	02:00	*	*	*	*	*	*	*	*	*	*	*	*	*	*	*	*	*	*	*	*	*	*	*	*	*	*
09/07/2024	03:00	*	*	*	*	*	*	*	*	*	*	*	*	*	*	*	*	*	*	*	*	*	*	*	*	*	*
09/07/2024	04:00	*	*	*	*	*	*	*	*	*	*	*	*	*	*	*	*	*	*	*	*	*	*	*	*	*	*
09/07/2024	05:00	*	*	*	*	*	*	*	*	*	*	*	*	*	*	*	*	*	*	*	*	*	*	*	*	*	*
09/07/2024	06:00	*	*	*	*	*	*	*	*	*	*	*	*	*	*	*	*	*	*	*	*	*	*	*	*	*	*
09/07/2024	07:00	*	*	*	*	*	*	*	*	*	*	*	*	*	*	*	*	*	*	*	*	*	*	*	*	*	*
09/07/2024	08:00	*	*	*	*	*	*	*	*	*	*	*	*	*	*	*	*	*	*	*	*	*	*	*	*	*	*
09/07/2024	09:00	*	*	*	*	*	*	*	*	*	*	*	*	*	*	*	*	*	*	*	*	*	*	*	*	*	*
09/07/2024	10:00	*	*	*	*	*	*	*	*	*	*	*	*	*	*	*	*	*	*	*	*	*	*	*	*	*	*
09/07/2024	11:00	*	*	*	*	*	*	*	*	*	*	*	*	*	*	*	*	*	*	*	*	*	*	*	*	*	*
09/07/2024	12:00	*	*	*	*	*	*	*	*	*	*	*	*	*	*	*	*	*	*	*	*	*	*	*	*	*	*
09/07/2024	13:00	*	*	*	*	*	*	*	*	*	*	*	*	*	*	*	*	*	*	*	*	*	*	*	*	*	*
09/07/2024	14:00	*	*	*	*	*	*	*	*	*	*	*	*	*	*	*	*	*	*	*	*	*	*	*	*	*	*
09/07/2024	15:00	*	*	*	*	*	*	*	*	*	*	*	*	*	*	*	*	*	*	*	*	*	*	*	*	*	*
09/07/2024	16:00	*	*	*	*	*	*	*	*	*	*	*	*	*	*	*	*	*	*	*	*	*	*	*	*	*	*
09/07/2024	17:00	*	*	*	*	*	*	*	*	*	*	*	*	*	*	*	*	*	*	*	*	*	*	*	*	*	*
09/07/2024	18:00	*	*	*	*	*	*	*	*	*	*	*	*	*	*	*	*	*	*	*	*	*	*	*	*	*	*
09/07/2024	19:00	*	*	*	*	*	*	*	*	*	*	*	*	*	*	*	*	*	*	*	*	*	*	*	*	*	*
09/07/2024	20:00	*	*	*	*	*	*	*	*	*	*	*	*	*	*	*	*	*	*	*	*	*	*	*	*	*	*
09/07/2024	21:00	*	*	*	*	*	*	*	*	*	*	*	*	*	*	*	*	*	*	*	*	*	*	*	*	*	*
09/07/2024	22:00	*	*	*	*	*	*	*	*	*	*	*	*	*	*	*	*	*	*	*	*	*	*	*	*	*	*
09/07/2024	23:00	*	*	*	*	*	*	*	*	*	*	*	*	*	*	*	*	*	*	*	*	*	*	*	*	*	*
24 Hr Summary		0	0	0	0	0	0	0	0	0	0	0	0	0	0	0	0	0	0	0	0	0	0	*	*	*	*

Date	Starting Hr:min	<15	15 to <20	20 to <25	25 to <30	30 to <35	35 to <40	40 to <45	45 to <50	50 to <55	55 to <60	60 to <65	65 to <70	70 to <75	75 to <80	80 to <85	85 to <90	90 to <95	95 to <100	100 to >105	Total Counts	Avg Speed (MPH)	85pct Speed	10MPH Pace	% in pace	# of Speeders	% Speeders
10/07/2024	00:00	*	*	*	*	*	*	*	*	*	*	*	*	*	*	*	*	*	*	*	*	*	*	*	*	*	*
10/07/2024	01:00	*	*	*	*	*	*	*	*	*	*	*	*	*	*	*	*	*	*	*	*	*	*	*	*	*	*
10/07/2024	02:00	*	*	*	*	*	*	*	*	*	*	*	*	*	*	*	*	*	*	*	*	*	*	*	*	*	*
10/07/2024	03:00	*	*	*	*	*	*	*	*	*	*	*	*	*	*	*	*	*	*	*	*	*	*	*	*	*	*
10/07/2024	04:00	*	*	*	*	*	*	*	*	*	*	*	*	*	*	*	*	*	*	*	*	*	*	*	*	*	*
10/07/2024	05:00	*	*	*	*	*	*	*	*	*	*	*	*	*	*	*	*	*	*	*	*	*	*	*	*	*	*
10/07/2024	06:00	*	*	*	*	*	*	*	*	*	*	*	*	*	*	*	*	*	*	*	*	*	*	*	*	*	*
10/07/2024	07:00	*	*	*	*	*	*	*	*	*	*	*	*	*	*	*	*	*	*	*	*	*	*	*	*	*	*
10/07/2024	08:00	*	*	*	*	*	*	*	*	*	*	*	*	*	*	*	*	*	*	*	*	*	*	*	*	*	*
10/07/2024	09:00	*	*	*	*	*	*	*	*	*	*	*	*	*	*	*	*	*	*	*	*	*	*	*	*	*	*
10/07/2024	10:00	*	*	*	*	*	*	*	*	*	*	*	*	*	*	*	*	*	*	*	*	*	*	*	*	*	*
10/07/2024	11:00	*	*	*	*	*	*	*	*	*	*	*	*	*	*	*	*	*	*	*	*	*	*	*	*	*	*
10/07/2024	12:00	*	*	*	*	*	*	*	*	*	*	*	*	*	*	*	*	*	*	*	*	*	*	*	*	*	*
10/07/2024	13:00	*	*	*	*	*	*	*	*	*	*	*	*	*	*	*	*	*	*	*	*	*	*	*	*	*	*
10/07/2024	14:00	*	*	*	*	*	*	*	*	*	*	*	*	*	*	*	*	*	*	*	*	*	*	*	*	*	*
10/07/2024	15:00	*	*	*	*	*	*	*	*	*	*	*	*	*	*	*	*	*	*	*	*	*	*	*	*	*	*
10/07/2024	16:00	*	*	*	*	*	*	*	*	*	*	*	*	*	*	*	*	*	*	*	*	*	*	*	*	*	*
10/07/2024	17:00	*	*	*	*	*	*	*	*	*	*	*	*	*	*	*	*	*	*	*	*	*	*	*	*	*	*
10/07/2024	18:00	*	*	*	*	*	*	*	*	*	*	*	*	*	*	*	*	*	*	*	*	*	*	*	*	*	*
10/07/2024	19:00	*	*	*	*	*	*	*	*	*	*	*	*	*	*	*	*	*	*	*	*	*	*	*	*	*	*
10/07/2024	20:00	*	*	*	*	*	*	*	*	*	*	*	*	*	*	*	*	*	*	*	*	*	*	*	*	*	*
10/07/2024	21:00	*	*	*	*	*	*	*	*	*	*	*	*	*	*	*	*	*	*	*	*	*	*	*	*	*	*
10/07/2024	22:00	*	*	*	*	*	*	*	*	*	*	*	*	*	*	*	*	*	*	*	*	*	*	*	*	*	*
10/07/2024	23:00	*	*	*	*	*	*	*	*	*	*	*	*	*	*	*	*	*	*	*	*	*	*	*	*	*	*
24 Hr Summary		0	0	0	0	0	0	0	0	0	0	0	0	0	0	0	0	0	0	0	0	0	0	*	*	*	*

Incoming Histogram

Tue22Aug24

SAM 9640

from Thu-Mar-21-2024-01-00-PM to Thu-Aug-22-2024-08-59-PM

Date	Starting Hr:min	<15	15 to <20	20 to <25	25 to <30	30 to <35	35 to <40	40 to <45	45 to <50	50 to <55	55 to <60	60 to <65	65 to <70	70 to <75	75 to <80	80 to <85	85 to <90	90 to <95	95 to <100	100 to >105	Total Counts	Avg Speed (MPH)	85pct Speed	10MPH Pace	% in pace	# of Speeders	% Speeders
11/07/2024	00:00	*	*	*	*	*	*	*	*	*	*	*	*	*	*	*	*	*	*	*	*	*	*	*	*	*	*
11/07/2024	01:00	*	*	*	*	*	*	*	*	*	*	*	*	*	*	*	*	*	*	*	*	*	*	*	*	*	*
11/07/2024	02:00	*	*	*	*	*	*	*	*	*	*	*	*	*	*	*	*	*	*	*	*	*	*	*	*	*	*
11/07/2024	03:00	*	*	*	*	*	*	*	*	*	*	*	*	*	*	*	*	*	*	*	*	*	*	*	*	*	*
11/07/2024	04:00	*	*	*	*	*	*	*	*	*	*	*	*	*	*	*	*	*	*	*	*	*	*	*	*	*	*
11/07/2024	05:00	*	*	*	*	*	*	*	*	*	*	*	*	*	*	*	*	*	*	*	*	*	*	*	*	*	*
11/07/2024	06:00	*	*	*	*	*	*	*	*	*	*	*	*	*	*	*	*	*	*	*	*	*	*	*	*	*	*
11/07/2024	07:00	*	*	*	*	*	*	*	*	*	*	*	*	*	*	*	*	*	*	*	*	*	*	*	*	*	*
11/07/2024	08:00	*	*	*	*	*	*	*	*	*	*	*	*	*	*	*	*	*	*	*	*	*	*	*	*	*	*
11/07/2024	09:00	*	*	*	*	*	*	*	*	*	*	*	*	*	*	*	*	*	*	*	*	*	*	*	*	*	*
11/07/2024	10:00	*	*	*	*	*	*	*	*	*	*	*	*	*	*	*	*	*	*	*	*	*	*	*	*	*	*
11/07/2024	11:00	*	*	*	*	*	*	*	*	*	*	*	*	*	*	*	*	*	*	*	*	*	*	*	*	*	*
11/07/2024	12:00	*	*	*	*	*	*	*	*	*	*	*	*	*	*	*	*	*	*	*	*	*	*	*	*	*	*
11/07/2024	13:00	*	*	*	*	*	*	*	*	*	*	*	*	*	*	*	*	*	*	*	*	*	*	*	*	*	*
11/07/2024	14:00	*	*	*	*	*	*	*	*	*	*	*	*	*	*	*	*	*	*	*	*	*	*	*	*	*	*
11/07/2024	15:00	*	*	*	*	*	*	*	*	*	*	*	*	*	*	*	*	*	*	*	*	*	*	*	*	*	*
11/07/2024	16:00	*	*	*	*	*	*	*	*	*	*	*	*	*	*	*	*	*	*	*	*	*	*	*	*	*	*
11/07/2024	17:00	*	*	*	*	*	*	*	*	*	*	*	*	*	*	*	*	*	*	*	*	*	*	*	*	*	*
11/07/2024	18:00	*	*	*	*	*	*	*	*	*	*	*	*	*	*	*	*	*	*	*	*	*	*	*	*	*	*
11/07/2024	19:00	*	*	*	*	*	*	*	*	*	*	*	*	*	*	*	*	*	*	*	*	*	*	*	*	*	*
11/07/2024	20:00	*	*	*	*	*	*	*	*	*	*	*	*	*	*	*	*	*	*	*	*	*	*	*	*	*	*
11/07/2024	21:00	*	*	*	*	*	*	*	*	*	*	*	*	*	*	*	*	*	*	*	*	*	*	*	*	*	*
11/07/2024	22:00	*	*	*	*	*	*	*	*	*	*	*	*	*	*	*	*	*	*	*	*	*	*	*	*	*	*
11/07/2024	23:00	*	*	*	*	*	*	*	*	*	*	*	*	*	*	*	*	*	*	*	*	*	*	*	*	*	*
24 Hr Summary		0	0	0	0	0	0	0	0	0	0	0	0	0	0	0	0	0	0	0	0	0	0	*	*	*	*

Incoming Histogram

Tue22Aug24

SAM 9640

from Thu-Mar-21-2024-01-00-PM to Thu-Aug-22-2024-08-59-PM

Date	Starting Hr:min	<15	15 to <20	20 to <25	25 to <30	30 to <35	35 to <40	40 to <45	45 to <50	50 to <55	55 to <60	60 to <65	65 to <70	70 to <75	75 to <80	80 to <85	85 to <90	90 to <95	95 to <100	100 to >105	Total Counts	Avg Speed (MPH)	85pct Speed	10MPH Pace	% in pace	# of Speeders	% Speeders
12/07/2024	00:00	*	*	*	*	*	*	*	*	*	*	*	*	*	*	*	*	*	*	*	*	*	*	*	*	*	*
12/07/2024	01:00	*	*	*	*	*	*	*	*	*	*	*	*	*	*	*	*	*	*	*	*	*	*	*	*	*	*
12/07/2024	02:00	*	*	*	*	*	*	*	*	*	*	*	*	*	*	*	*	*	*	*	*	*	*	*	*	*	*
12/07/2024	03:00	*	*	*	*	*	*	*	*	*	*	*	*	*	*	*	*	*	*	*	*	*	*	*	*	*	*
12/07/2024	04:00	*	*	*	*	*	*	*	*	*	*	*	*	*	*	*	*	*	*	*	*	*	*	*	*	*	*
12/07/2024	05:00	*	*	*	*	*	*	*	*	*	*	*	*	*	*	*	*	*	*	*	*	*	*	*	*	*	*
12/07/2024	06:00	*	*	*	*	*	*	*	*	*	*	*	*	*	*	*	*	*	*	*	*	*	*	*	*	*	*
12/07/2024	07:00	*	*	*	*	*	*	*	*	*	*	*	*	*	*	*	*	*	*	*	*	*	*	*	*	*	*
12/07/2024	08:00	*	*	*	*	*	*	*	*	*	*	*	*	*	*	*	*	*	*	*	*	*	*	*	*	*	*
12/07/2024	09:00	*	*	*	*	*	*	*	*	*	*	*	*	*	*	*	*	*	*	*	*	*	*	*	*	*	*
12/07/2024	10:00	*	*	*	*	*	*	*	*	*	*	*	*	*	*	*	*	*	*	*	*	*	*	*	*	*	*
12/07/2024	11:00	*	*	*	*	*	*	*	*	*	*	*	*	*	*	*	*	*	*	*	*	*	*	*	*	*	*
12/07/2024	12:00	*	*	*	*	*	*	*	*	*	*	*	*	*	*	*	*	*	*	*	*	*	*	*	*	*	*
12/07/2024	13:00	*	*	*	*	*	*	*	*	*	*	*	*	*	*	*	*	*	*	*	*	*	*	*	*	*	*
12/07/2024	14:00	*	*	*	*	*	*	*	*	*	*	*	*	*	*	*	*	*	*	*	*	*	*	*	*	*	*
12/07/2024	15:00	*	*	*	*	*	*	*	*	*	*	*	*	*	*	*	*	*	*	*	*	*	*	*	*	*	*
12/07/2024	16:00	*	*	*	*	*	*	*	*	*	*	*	*	*	*	*	*	*	*	*	*	*	*	*	*	*	*
12/07/2024	17:00	*	*	*	*	*	*	*	*	*	*	*	*	*	*	*	*	*	*	*	*	*	*	*	*	*	*
12/07/2024	18:00	*	*	*	*	*	*	*	*	*	*	*	*	*	*	*	*	*	*	*	*	*	*	*	*	*	*
12/07/2024	19:00	*	*	*	*	*	*	*	*	*	*	*	*	*	*	*	*	*	*	*	*	*	*	*	*	*	*
12/07/2024	20:00	*	*	*	*	*	*	*	*	*	*	*	*	*	*	*	*	*	*	*	*	*	*	*	*	*	*
12/07/2024	21:00	*	*	*	*	*	*	*	*	*	*	*	*	*	*	*	*	*	*	*	*	*	*	*	*	*	*
12/07/2024	22:00	*	*	*	*	*	*	*	*	*	*	*	*	*	*	*	*	*	*	*	*	*	*	*	*	*	*
12/07/2024	23:00	*	*	*	*	*	*	*	*	*	*	*	*	*	*	*	*	*	*	*	*	*	*	*	*	*	*
24 Hr Summary		0	0	0	0	0	0	0	0	0	0	0	0	0	0	0	0	0	0	0	0	0	0	*	*	*	*

Incoming Histogram

Tue22Aug24

SAM 9640

from Thu-Mar-21-2024-01-00-PM to Thu-Aug-22-2024-08-59-PM

Date	Starting Hr:min	<15	15 to <20	20 to <25	25 to <30	30 to <35	35 to <40	40 to <45	45 to <50	50 to <55	55 to <60	60 to <65	65 to <70	70 to <75	75 to <80	80 to <85	85 to <90	90 to <95	95 to <100	100 to >105	Total Counts	Avg Speed (MPH)	85pct Speed	10MPH Pace	% in pace	# of Speeders	% Speeders
13/07/2024	00:00	*	*	*	*	*	*	*	*	*	*	*	*	*	*	*	*	*	*	*	*	*	*	*	*	*	*
13/07/2024	01:00	*	*	*	*	*	*	*	*	*	*	*	*	*	*	*	*	*	*	*	*	*	*	*	*	*	*
13/07/2024	02:00	*	*	*	*	*	*	*	*	*	*	*	*	*	*	*	*	*	*	*	*	*	*	*	*	*	*
13/07/2024	03:00	*	*	*	*	*	*	*	*	*	*	*	*	*	*	*	*	*	*	*	*	*	*	*	*	*	*
13/07/2024	04:00	*	*	*	*	*	*	*	*	*	*	*	*	*	*	*	*	*	*	*	*	*	*	*	*	*	*
13/07/2024	05:00	*	*	*	*	*	*	*	*	*	*	*	*	*	*	*	*	*	*	*	*	*	*	*	*	*	*
13/07/2024	06:00	*	*	*	*	*	*	*	*	*	*	*	*	*	*	*	*	*	*	*	*	*	*	*	*	*	*
13/07/2024	07:00	*	*	*	*	*	*	*	*	*	*	*	*	*	*	*	*	*	*	*	*	*	*	*	*	*	*
13/07/2024	08:00	*	*	*	*	*	*	*	*	*	*	*	*	*	*	*	*	*	*	*	*	*	*	*	*	*	*
13/07/2024	09:00	*	*	*	*	*	*	*	*	*	*	*	*	*	*	*	*	*	*	*	*	*	*	*	*	*	*
13/07/2024	10:00	*	*	*	*	*	*	*	*	*	*	*	*	*	*	*	*	*	*	*	*	*	*	*	*	*	*
13/07/2024	11:00	*	*	*	*	*	*	*	*	*	*	*	*	*	*	*	*	*	*	*	*	*	*	*	*	*	*
13/07/2024	12:00	*	*	*	*	*	*	*	*	*	*	*	*	*	*	*	*	*	*	*	*	*	*	*	*	*	*
13/07/2024	13:00	*	*	*	*	*	*	*	*	*	*	*	*	*	*	*	*	*	*	*	*	*	*	*	*	*	*
13/07/2024	14:00	*	*	*	*	*	*	*	*	*	*	*	*	*	*	*	*	*	*	*	*	*	*	*	*	*	*
13/07/2024	15:00	*	*	*	*	*	*	*	*	*	*	*	*	*	*	*	*	*	*	*	*	*	*	*	*	*	*
13/07/2024	16:00	*	*	*	*	*	*	*	*	*	*	*	*	*	*	*	*	*	*	*	*	*	*	*	*	*	*
13/07/2024	17:00	*	*	*	*	*	*	*	*	*	*	*	*	*	*	*	*	*	*	*	*	*	*	*	*	*	*
13/07/2024	18:00	*	*	*	*	*	*	*	*	*	*	*	*	*	*	*	*	*	*	*	*	*	*	*	*	*	*
13/07/2024	19:00	*	*	*	*	*	*	*	*	*	*	*	*	*	*	*	*	*	*	*	*	*	*	*	*	*	*
13/07/2024	20:00	*	*	*	*	*	*	*	*	*	*	*	*	*	*	*	*	*	*	*	*	*	*	*	*	*	*
13/07/2024	21:00	*	*	*	*	*	*	*	*	*	*	*	*	*	*	*	*	*	*	*	*	*	*	*	*	*	*
13/07/2024	22:00	*	*	*	*	*	*	*	*	*	*	*	*	*	*	*	*	*	*	*	*	*	*	*	*	*	*
13/07/2024	23:00	*	*	*	*	*	*	*	*	*	*	*	*	*	*	*	*	*	*	*	*	*	*	*	*	*	*
24 Hr Summary		0	0	0	0	0	0	0	0	0	0	0	0	0	0	0	0	0	0	0	0	0	0	*	*	*	*

Incoming Histogram

Tue22Aug24

SAM 9640

from Thu-Mar-21-2024-01-00-PM to Thu-Aug-22-2024-08-59-PM

Date	Starting Hr:min	<15	15 to <20	20 to <25	25 to <30	30 to <35	35 to <40	40 to <45	45 to <50	50 to <55	55 to <60	60 to <65	65 to <70	70 to <75	75 to <80	80 to <85	85 to <90	90 to <95	95 to <100	100 to >105	Total Counts	Avg Speed (MPH)	85pct Speed	10MPH Pace	% in pace	# of Speeders	% Speeders
14/07/2024	00:00	*	*	*	*	*	*	*	*	*	*	*	*	*	*	*	*	*	*	*	*	*	*	*	*	*	*
14/07/2024	01:00	*	*	*	*	*	*	*	*	*	*	*	*	*	*	*	*	*	*	*	*	*	*	*	*	*	*
14/07/2024	02:00	*	*	*	*	*	*	*	*	*	*	*	*	*	*	*	*	*	*	*	*	*	*	*	*	*	*
14/07/2024	03:00	*	*	*	*	*	*	*	*	*	*	*	*	*	*	*	*	*	*	*	*	*	*	*	*	*	*
14/07/2024	04:00	*	*	*	*	*	*	*	*	*	*	*	*	*	*	*	*	*	*	*	*	*	*	*	*	*	*
14/07/2024	05:00	*	*	*	*	*	*	*	*	*	*	*	*	*	*	*	*	*	*	*	*	*	*	*	*	*	*
14/07/2024	06:00	*	*	*	*	*	*	*	*	*	*	*	*	*	*	*	*	*	*	*	*	*	*	*	*	*	*
14/07/2024	07:00	*	*	*	*	*	*	*	*	*	*	*	*	*	*	*	*	*	*	*	*	*	*	*	*	*	*
14/07/2024	08:00	*	*	*	*	*	*	*	*	*	*	*	*	*	*	*	*	*	*	*	*	*	*	*	*	*	*
14/07/2024	09:00	*	*	*	*	*	*	*	*	*	*	*	*	*	*	*	*	*	*	*	*	*	*	*	*	*	*
14/07/2024	10:00	*	*	*	*	*	*	*	*	*	*	*	*	*	*	*	*	*	*	*	*	*	*	*	*	*	*
14/07/2024	11:00	*	*	*	*	*	*	*	*	*	*	*	*	*	*	*	*	*	*	*	*	*	*	*	*	*	*
14/07/2024	12:00	*	*	*	*	*	*	*	*	*	*	*	*	*	*	*	*	*	*	*	*	*	*	*	*	*	*
14/07/2024	13:00	*	*	*	*	*	*	*	*	*	*	*	*	*	*	*	*	*	*	*	*	*	*	*	*	*	*
14/07/2024	14:00	*	*	*	*	*	*	*	*	*	*	*	*	*	*	*	*	*	*	*	*	*	*	*	*	*	*
14/07/2024	15:00	*	*	*	*	*	*	*	*	*	*	*	*	*	*	*	*	*	*	*	*	*	*	*	*	*	*
14/07/2024	16:00	*	*	*	*	*	*	*	*	*	*	*	*	*	*	*	*	*	*	*	*	*	*	*	*	*	*
14/07/2024	17:00	*	*	*	*	*	*	*	*	*	*	*	*	*	*	*	*	*	*	*	*	*	*	*	*	*	*
14/07/2024	18:00	*	*	*	*	*	*	*	*	*	*	*	*	*	*	*	*	*	*	*	*	*	*	*	*	*	*
14/07/2024	19:00	*	*	*	*	*	*	*	*	*	*	*	*	*	*	*	*	*	*	*	*	*	*	*	*	*	*
14/07/2024	20:00	*	*	*	*	*	*	*	*	*	*	*	*	*	*	*	*	*	*	*	*	*	*	*	*	*	*
14/07/2024	21:00	*	*	*	*	*	*	*	*	*	*	*	*	*	*	*	*	*	*	*	*	*	*	*	*	*	*
14/07/2024	22:00	*	*	*	*	*	*	*	*	*	*	*	*	*	*	*	*	*	*	*	*	*	*	*	*	*	*
14/07/2024	23:00	*	*	*	*	*	*	*	*	*	*	*	*	*	*	*	*	*	*	*	*	*	*	*	*	*	*
24 Hr Summary		0	0	0	0	0	0	0	0	0	0	0	0	0	0	0	0	0	0	0	0	0	0	*	*	*	*

Date	Starting Hr:min	<15	15 to <20	20 to <25	25 to <30	30 to <35	35 to <40	40 to <45	45 to <50	50 to <55	55 to <60	60 to <65	65 to <70	70 to <75	75 to <80	80 to <85	85 to <90	90 to <95	95 to <100	100 to >105	Total Counts	Avg Speed (MPH)	85pct Speed	10MPH Pace	% in pace	# of Speeders	% Speeders
15/07/2024	00:00	*	*	*	*	*	*	*	*	*	*	*	*	*	*	*	*	*	*	*	*	*	*	*	*	*	*
15/07/2024	01:00	*	*	*	*	*	*	*	*	*	*	*	*	*	*	*	*	*	*	*	*	*	*	*	*	*	*
15/07/2024	02:00	*	*	*	*	*	*	*	*	*	*	*	*	*	*	*	*	*	*	*	*	*	*	*	*	*	*
15/07/2024	03:00	*	*	*	*	*	*	*	*	*	*	*	*	*	*	*	*	*	*	*	*	*	*	*	*	*	*
15/07/2024	04:00	*	*	*	*	*	*	*	*	*	*	*	*	*	*	*	*	*	*	*	*	*	*	*	*	*	*
15/07/2024	05:00	*	*	*	*	*	*	*	*	*	*	*	*	*	*	*	*	*	*	*	*	*	*	*	*	*	*
15/07/2024	06:00	*	*	*	*	*	*	*	*	*	*	*	*	*	*	*	*	*	*	*	*	*	*	*	*	*	*
15/07/2024	07:00	*	*	*	*	*	*	*	*	*	*	*	*	*	*	*	*	*	*	*	*	*	*	*	*	*	*
15/07/2024	08:00	*	*	*	*	*	*	*	*	*	*	*	*	*	*	*	*	*	*	*	*	*	*	*	*	*	*
15/07/2024	09:00	*	*	*	*	*	*	*	*	*	*	*	*	*	*	*	*	*	*	*	*	*	*	*	*	*	*
15/07/2024	10:00	*	*	*	*	*	*	*	*	*	*	*	*	*	*	*	*	*	*	*	*	*	*	*	*	*	*
15/07/2024	11:00	*	*	*	*	*	*	*	*	*	*	*	*	*	*	*	*	*	*	*	*	*	*	*	*	*	*
15/07/2024	12:00	*	*	*	*	*	*	*	*	*	*	*	*	*	*	*	*	*	*	*	*	*	*	*	*	*	*
15/07/2024	13:00	*	*	*	*	*	*	*	*	*	*	*	*	*	*	*	*	*	*	*	*	*	*	*	*	*	*
15/07/2024	14:00	*	*	*	*	*	*	*	*	*	*	*	*	*	*	*	*	*	*	*	*	*	*	*	*	*	*
15/07/2024	15:00	*	*	*	*	*	*	*	*	*	*	*	*	*	*	*	*	*	*	*	*	*	*	*	*	*	*
15/07/2024	16:00	*	*	*	*	*	*	*	*	*	*	*	*	*	*	*	*	*	*	*	*	*	*	*	*	*	*
15/07/2024	17:00	*	*	*	*	*	*	*	*	*	*	*	*	*	*	*	*	*	*	*	*	*	*	*	*	*	*
15/07/2024	18:00	*	*	*	*	*	*	*	*	*	*	*	*	*	*	*	*	*	*	*	*	*	*	*	*	*	*
15/07/2024	19:00	*	*	*	*	*	*	*	*	*	*	*	*	*	*	*	*	*	*	*	*	*	*	*	*	*	*
15/07/2024	20:00	*	*	*	*	*	*	*	*	*	*	*	*	*	*	*	*	*	*	*	*	*	*	*	*	*	*
15/07/2024	21:00	*	*	*	*	*	*	*	*	*	*	*	*	*	*	*	*	*	*	*	*	*	*	*	*	*	*
15/07/2024	22:00	*	*	*	*	*	*	*	*	*	*	*	*	*	*	*	*	*	*	*	*	*	*	*	*	*	*
15/07/2024	23:00	*	*	*	*	*	*	*	*	*	*	*	*	*	*	*	*	*	*	*	*	*	*	*	*	*	*
24 Hr Summary		0	0	0	0	0	0	0	0	0	0	0	0	0	0	0	0	0	0	0	0	0	0	*	*	*	*

Incoming Histogram
 Tue22Aug24
 SAM 9640

from Thu-Mar-21-2024-01-00-PM to Thu-Aug-22-2024-08-59-PM

Date	Starting Hr:min	<15	15 to <20	20 to <25	25 to <30	30 to <35	35 to <40	40 to <45	45 to <50	50 to <55	55 to <60	60 to <65	65 to <70	70 to <75	75 to <80	80 to <85	85 to <90	90 to <95	95 to <100	100 to >105	Total Counts	Avg Speed (MPH)	85pct Speed	10MPH Pace	% in pace	# of Speeders	% Speeders
16/07/2024	00:00	*	*	*	*	*	*	*	*	*	*	*	*	*	*	*	*	*	*	*	*	*	*	*	*	*	*
16/07/2024	01:00	*	*	*	*	*	*	*	*	*	*	*	*	*	*	*	*	*	*	*	*	*	*	*	*	*	*
16/07/2024	02:00	*	*	*	*	*	*	*	*	*	*	*	*	*	*	*	*	*	*	*	*	*	*	*	*	*	*
16/07/2024	03:00	*	*	*	*	*	*	*	*	*	*	*	*	*	*	*	*	*	*	*	*	*	*	*	*	*	*
16/07/2024	04:00	*	*	*	*	*	*	*	*	*	*	*	*	*	*	*	*	*	*	*	*	*	*	*	*	*	*
16/07/2024	05:00	*	*	*	*	*	*	*	*	*	*	*	*	*	*	*	*	*	*	*	*	*	*	*	*	*	*
16/07/2024	06:00	*	*	*	*	*	*	*	*	*	*	*	*	*	*	*	*	*	*	*	*	*	*	*	*	*	*
16/07/2024	07:00	*	*	*	*	*	*	*	*	*	*	*	*	*	*	*	*	*	*	*	*	*	*	*	*	*	*
16/07/2024	08:00	*	*	*	*	*	*	*	*	*	*	*	*	*	*	*	*	*	*	*	*	*	*	*	*	*	*
16/07/2024	09:00	*	*	*	*	*	*	*	*	*	*	*	*	*	*	*	*	*	*	*	*	*	*	*	*	*	*
16/07/2024	10:00	*	*	*	*	*	*	*	*	*	*	*	*	*	*	*	*	*	*	*	*	*	*	*	*	*	*
16/07/2024	11:00	0	0	1	2	2	2	1	0	0	0	0	0	0	0	0	0	0	0	0	8	32.4	40	25 to 35	50.0	5	62.5
16/07/2024	12:00	0	0	8	35	33	16	5	1	0	0	0	0	0	0	0	0	0	0	0	98	31.2	37.2	25 to 35	69.4	55	56.1
16/07/2024	13:00	1	1	2	36	30	20	6	2	1	0	0	0	0	0	0	0	0	0	0	99	32.1	38.5	25 to 35	66.7	59	59.6
16/07/2024	14:00	1	2	9	45	39	19	8	1	0	0	0	0	0	0	0	0	0	0	0	124	31	37.4	25 to 35	67.7	67	54.0
16/07/2024	15:00	0	0	13	37	46	22	14	2	2	0	0	0	0	0	0	0	0	0	0	136	32.4	39.5	25 to 35	61.0	86	63.2
16/07/2024	16:00	0	1	7	34	37	23	15	6	1	0	0	0	0	0	0	0	0	0	0	124	33.4	41	25 to 35	57.3	82	66.1
16/07/2024	17:00	0	1	8	24	43	24	11	5	0	0	0	0	0	0	0	0	0	0	0	116	33.2	39.8	25 to 35	57.8	83	71.6
16/07/2024	18:00	1	0	4	12	18	16	3	1	1	0	0	0	0	0	0	0	0	0	0	56	32.7	39.1	30 to 40	60.7	39	69.6
16/07/2024	19:00	0	0	1	14	14	8	5	2	0	0	0	0	0	0	0	0	0	0	0	44	33.2	40	25 to 35	63.6	29	65.9
16/07/2024	20:00	0	0	0	3	6	7	4	0	1	0	0	0	0	0	0	0	0	0	0	21	35.9	42.5	30 to 40	61.9	18	85.7
16/07/2024	21:00	0	0	2	6	7	12	4	1	1	1	0	0	0	0	0	0	0	0	0	34	35.4	42.5	30 to 40	55.9	26	76.5
16/07/2024	22:00	0	0	0	5	1	2	2	1	1	0	0	0	0	0	0	0	0	0	0	12	35.5	45	25 to 35	50.0	7	58.3
16/07/2024	23:00	0	0	0	2	1	0	1	0	0	0	0	0	0	0	0	0	0	0	0	4	32.3	35	25 to 35	75.0	2	50.0
24 Hr Summary		3	5	55	255	277	171	79	22	8	1	0	0	0	0	0	0	0	0	0	876	32.6	39.4	25 to 35	60.7	558	63.7

Incoming Histogram
 Tue22Aug24
 SAM 9640

from Thu-Mar-21-2024-01-00-PM to Thu-Aug-22-2024-08-59-PM

Date	Starting Hr:min	<15	15 to <20	20 to <25	25 to <30	30 to <35	35 to <40	40 to <45	45 to <50	50 to <55	55 to <60	60 to <65	65 to <70	70 to <75	75 to <80	80 to <85	85 to <90	90 to <95	95 to <100	100 to >105	Total Counts	Avg Speed (MPH)	85pct Speed	10MPH Pace	% in pace	# of Speeders	% Speeders
17/07/2024	00:00	0	0	0	0	2	0	0	0	0	0	0	0	0	0	0	0	0	0	0	2	32	35	25 to 35	100.0	2	100.0
17/07/2024	01:00	0	0	0	0	0	0	0	0	0	0	0	0	0	0	0	0	0	0	0	0	0	0	*	*	*	*
17/07/2024	02:00	0	0	0	0	0	0	0	0	0	0	0	0	0	0	0	0	0	0	0	0	0	0	*	*	*	*
17/07/2024	03:00	0	0	0	0	0	0	0	0	0	0	0	0	0	0	0	0	0	0	0	0	0	0	*	*	*	*
17/07/2024	04:00	0	0	0	0	0	1	0	0	0	0	0	0	0	0	0	0	0	0	0	1	37	40	30 to 40	100.0	1	100.0
17/07/2024	05:00	0	0	0	0	1	2	0	0	0	1	0	0	0	0	0	0	0	0	0	4	40.8	40	30 to 40	75.0	4	100.0
17/07/2024	06:00	1	0	2	2	2	7	3	4	1	0	0	0	0	0	0	0	0	0	0	22	36.5	47.5	35 to 45	45.5	17	77.3
17/07/2024	07:00	0	2	0	17	29	35	17	13	0	0	0	0	0	0	0	0	0	0	0	113	36.1	43.8	30 to 40	56.6	94	83.2
17/07/2024	08:00	0	3	13	39	54	26	14	4	0	1	0	0	0	0	0	0	0	0	0	154	32.3	39.2	25 to 35	60.4	99	64.3
17/07/2024	09:00	0	1	13	39	44	18	6	1	0	0	0	0	0	0	0	0	0	0	0	122	30.9	36.9	25 to 35	68.0	69	56.6
17/07/2024	10:00	2	9	7	51	56	21	12	3	0	0	0	0	0	0	0	0	0	0	0	161	31	37.9	25 to 35	66.5	92	57.1
17/07/2024	11:00	1	4	26	42	38	18	6	2	0	0	0	0	0	0	0	0	0	0	0	137	29.7	36.4	25 to 35	58.4	64	46.7
17/07/2024	12:00	0	1	16	32	40	21	5	0	0	0	0	0	0	0	0	0	0	0	0	115	30.8	37.1	25 to 35	62.6	66	57.4
17/07/2024	13:00	1	0	6	33	34	23	8	2	1	1	0	0	0	0	0	0	0	0	0	109	32.6	39.1	25 to 35	61.5	69	63.3
17/07/2024	14:00	1	4	13	42	43	22	6	3	0	0	0	0	0	0	0	0	0	0	0	134	30.9	37.5	25 to 35	63.4	74	55.2
17/07/2024	15:00	0	2	7	21	45	34	7	4	1	0	0	0	0	0	0	0	0	0	0	121	33.3	39.1	30 to 40	65.3	91	75.2
17/07/2024	16:00	0	0	8	22	26	21	15	5	2	0	0	0	0	0	0	0	0	0	0	99	34.1	42.3	25 to 35	48.5	69	69.7
17/07/2024	17:00	1	2	7	30	34	18	14	3	0	0	0	0	0	0	0	0	0	0	0	109	32.4	40.4	25 to 35	58.7	69	63.3
17/07/2024	18:00	0	1	2	22	18	24	13	4	2	0	0	0	0	0	0	0	0	0	0	86	34.7	42.3	30 to 40	48.8	61	70.9
17/07/2024	19:00	0	2	4	4	10	7	11	6	0	0	0	0	0	0	0	0	0	0	0	44	35.5	44.5	35 to 45	40.9	34	77.3
17/07/2024	20:00	0	0	0	7	11	13	6	1	2	0	0	0	0	0	0	0	0	0	0	40	35.8	42.5	30 to 40	60.0	33	82.5
17/07/2024	21:00	0	0	2	7	7	3	2	1	0	0	0	0	0	0	0	0	0	0	0	22	32	40	25 to 35	63.6	13	59.1
17/07/2024	22:00	0	0	0	5	3	1	1	0	1	0	0	0	0	0	0	0	0	0	0	11	33	40	25 to 35	72.7	6	54.5
17/07/2024	23:00	0	0	0	2	2	0	0	1	0	0	0	0	0	0	0	0	0	0	0	5	33.2	35	25 to 35	80.0	3	60.0
24 Hr Summary		7	31	126	417	499	315	146	57	10	3	0	0	0	0	0	0	0	0	0	1611	32.5	39.6	25 to 35	56.9	1030	63.9

Incoming Histogram
 Tue22Aug24
 SAM 9640

from Thu-Mar-21-2024-01-00-PM to Thu-Aug-22-2024-08-59-PM

Date	Starting Hr:min	<15	15 to <20	20 to <25	25 to <30	30 to <35	35 to <40	40 to <45	45 to <50	50 to <55	55 to <60	60 to <65	65 to <70	70 to <75	75 to <80	80 to <85	85 to <90	90 to <95	95 to <100	100 to >105	Total Counts	Avg Speed (MPH)	85pct Speed	10MPH Pace	% in pace	# of Speeders	% Speeders
18/07/2024	00:00	0	0	0	2	0	0	0	1	1	0	0	0	0	0	0	0	0	0	0	4	38.3	50	20 to 30	50.0	2	50.0
18/07/2024	01:00	0	0	0	0	0	0	0	0	0	0	0	0	0	0	0	0	0	0	0	0	0	0	*	*	*	*
18/07/2024	02:00	0	0	0	0	0	0	0	0	0	0	0	0	0	0	0	0	0	0	0	0	0	0	*	*	*	*
18/07/2024	03:00	0	0	0	0	0	0	0	0	0	0	0	0	0	0	0	0	0	0	0	0	0	0	*	*	*	*
18/07/2024	04:00	0	0	0	0	0	1	1	0	0	0	0	0	0	0	0	0	0	0	0	2	39.5	45	35 to 45	100.0	2	100.0
18/07/2024	05:00	0	0	0	0	0	1	1	0	0	1	0	0	0	0	0	0	0	0	0	3	45.3	60	35 to 45	66.7	3	100.0
18/07/2024	06:00	0	1	1	4	3	7	3	1	0	0	0	0	0	0	0	0	0	0	0	20	34	41.7	30 to 40	50.0	14	70.0
18/07/2024	07:00	0	0	2	11	23	24	19	7	5	1	0	0	0	0	0	0	0	0	0	92	37.4	44.7	30 to 40	51.1	79	85.9
18/07/2024	08:00	0	1	8	33	44	34	17	8	0	0	0	0	0	0	0	0	0	0	0	145	33.8	40.9	30 to 40	53.8	103	71.0
18/07/2024	09:00	0	1	5	32	46	26	10	2	0	0	0	0	0	0	0	0	0	0	0	122	32.7	38.8	25 to 35	63.9	84	68.9
18/07/2024	10:00	0	2	6	39	40	27	6	2	0	0	0	0	0	0	0	0	0	0	0	122	31.9	38.1	25 to 35	64.8	75	61.5
18/07/2024	11:00	1	5	18	51	57	25	5	4	0	0	0	0	0	0	0	0	0	0	0	166	30.6	36.8	25 to 35	65.1	91	54.8
18/07/2024	12:00	0	5	10	38	44	22	5	3	1	0	0	0	0	0	0	0	0	0	0	128	31.3	37.7	25 to 35	64.1	75	58.6
18/07/2024	13:00	6	4	10	34	61	22	8	0	0	0	0	0	0	0	0	0	0	0	0	145	30.6	36.8	25 to 35	65.5	91	62.8
18/07/2024	14:00	1	6	8	45	36	23	6	1	0	0	0	0	0	0	0	0	0	0	0	126	30.6	37.4	25 to 35	64.3	66	52.4
18/07/2024	15:00	1	2	11	48	41	21	13	2	0	0	0	0	0	0	0	0	0	0	0	139	31.4	38.6	25 to 35	64.0	77	55.4
18/07/2024	16:00	2	4	7	34	37	21	9	0	0	0	0	0	0	0	0	0	0	0	0	114	31.1	38.1	25 to 35	62.3	67	58.8
18/07/2024	17:00	0	0	14	23	39	27	10	2	0	0	0	0	0	0	0	0	0	0	0	115	32.5	39.1	30 to 40	57.4	78	67.8
18/07/2024	18:00	3	0	4	19	25	19	13	4	1	0	0	0	0	0	0	0	0	0	0	88	33.6	41.9	25 to 35	50.0	62	70.5
18/07/2024	19:00	0	1	5	17	19	10	9	4	1	0	0	0	0	0	0	0	0	0	0	66	33.3	42.2	25 to 35	54.5	43	65.2
18/07/2024	20:00	0	1	8	9	17	7	3	5	1	0	0	0	0	0	0	0	0	0	0	51	32.7	41.7	25 to 35	51.0	33	64.7
18/07/2024	21:00	0	1	0	3	8	10	6	0	0	0	0	0	0	0	0	0	0	0	0	28	35	41.7	30 to 40	64.3	24	85.7
18/07/2024	22:00	0	0	1	6	6	4	7	1	0	0	0	0	0	0	0	0	0	0	0	25	34.8	42.9	25 to 35	48.0	18	72.0
18/07/2024	23:00	0	0	0	1	7	1	1	0	0	0	0	0	0	0	0	0	0	0	0	10	33.2	35	25 to 35	80.0	9	90.0
24 Hr Summary		14	34	118	449	553	332	152	47	10	2	0	0	0	0	0	0	0	0	0	1711	32.3	39.3	25 to 35	58.6	1096	64.1

Incoming Histogram
 Tue22Aug24
 SAM 9640

from Thu-Mar-21-2024-01-00-PM to Thu-Aug-22-2024-08-59-PM

Date	Starting Hr:min	<15	15 to <20	20 to <25	25 to <30	30 to <35	35 to <40	40 to <45	45 to <50	50 to <55	55 to <60	60 to <65	65 to <70	70 to <75	75 to <80	80 to <85	85 to <90	90 to <95	95 to <100	100 to >105	Total Counts	Avg Speed (MPH)	85pct Speed	10MPH Pace	% in pace	# of Speeders	% Speeders
19/07/2024	00:00	0	0	0	0	1	0	2	0	0	0	0	0	0	0	0	0	0	0	0	3	39	45	35 to 45	66.7	3	100.0
19/07/2024	01:00	0	0	0	0	0	0	0	0	0	0	0	0	0	0	0	0	0	0	0	0	0	0	*	*	*	*
19/07/2024	02:00	0	0	0	0	0	0	0	0	0	0	0	0	0	0	0	0	0	0	0	0	0	0	*	*	*	*
19/07/2024	03:00	0	0	0	0	0	0	0	0	0	0	0	0	0	0	0	0	0	0	0	0	0	0	*	*	*	*
19/07/2024	04:00	0	0	0	0	1	1	0	2	0	0	0	0	0	0	0	0	0	0	0	4	41	47.5	30 to 40	50.0	4	100.0
19/07/2024	05:00	0	0	0	0	0	0	1	0	1	0	0	0	0	0	0	0	0	0	0	2	47	55	35 to 45	50.0	2	100.0
19/07/2024	06:00	0	0	0	2	4	3	9	3	1	0	0	0	0	0	0	0	0	0	0	22	39.4	46.7	35 to 45	54.5	20	90.9
19/07/2024	07:00	0	3	1	21	30	25	20	11	0	1	0	0	0	0	0	0	0	0	0	112	35.5	43.8	30 to 40	49.1	87	77.7
19/07/2024	08:00	0	1	15	36	56	34	20	3	0	0	0	0	0	0	0	0	0	0	0	165	32.8	39.7	25 to 35	55.8	113	68.5
19/07/2024	09:00	1	0	14	47	50	34	13	0	0	0	0	0	0	0	0	0	0	0	0	159	31.8	38.4	25 to 35	61.0	97	61.0
19/07/2024	10:00	6	3	12	44	44	23	9	2	0	0	0	0	0	0	0	0	0	0	0	143	30.5	37.8	25 to 35	61.5	78	54.5
19/07/2024	11:00	2	1	7	40	46	30	8	2	1	0	0	0	0	0	0	0	0	0	0	137	32.1	38.3	25 to 35	62.8	87	63.5
19/07/2024	12:00	3	3	12	35	47	26	5	0	0	0	0	0	0	0	0	0	0	0	0	131	30.7	37.1	25 to 35	62.6	78	59.5
19/07/2024	13:00	1	2	11	43	32	27	11	3	0	0	0	0	0	0	0	0	0	0	0	130	31.7	38.9	25 to 35	57.7	73	56.2
19/07/2024	14:00	0	1	12	38	37	31	9	1	1	0	0	0	0	0	0	0	0	0	0	130	32	38.5	25 to 35	57.7	79	60.8
19/07/2024	15:00	2	1	15	53	57	27	10	3	0	0	0	0	0	0	0	0	0	0	0	168	31.3	37.8	25 to 35	65.5	97	57.7
19/07/2024	16:00	0	0	3	30	42	33	10	3	0	1	0	0	0	0	0	0	0	0	0	122	33.7	39.4	30 to 40	61.5	89	73.0
19/07/2024	17:00	0	0	3	28	30	29	11	5	1	0	0	0	0	0	0	0	0	0	0	107	34.1	40.5	30 to 40	55.1	76	71.0
19/07/2024	18:00	0	0	5	22	32	25	11	6	1	0	0	0	0	0	0	0	0	0	0	102	34.2	41.4	30 to 40	55.9	75	73.5
19/07/2024	19:00	0	0	2	8	19	20	6	3	0	0	0	0	0	0	0	0	0	0	0	58	34.8	40	30 to 40	67.2	48	82.8
19/07/2024	20:00	0	0	2	16	13	13	5	2	1	0	0	0	0	0	0	0	0	0	0	52	33.5	40	25 to 35	55.8	34	65.4
19/07/2024	21:00	3	0	8	6	12	5	3	1	1	0	0	0	0	0	0	0	0	0	0	39	30.1	39	25 to 35	46.2	22	56.4
19/07/2024	22:00	0	0	1	3	12	10	3	1	0	0	0	0	0	0	0	0	0	0	0	30	34.6	40	30 to 40	73.3	26	86.7
19/07/2024	23:00	0	1	1	2	4	4	4	0	0	0	0	0	0	0	0	0	0	0	0	16	33.7	42.5	30 to 40	50.0	12	75.0
24 Hr Summary		18	16	124	474	569	400	170	51	8	2	0	0	0	0	0	0	0	0	0	1832	32.6	39.4	25 to 35	56.9	1200	65.5

Incoming Histogram
 Tue22Aug24
 SAM 9640

from Thu-Mar-21-2024-01-00-PM to Thu-Aug-22-2024-08-59-PM

Date	Starting Hr:min	<15	15 to <20	20 to <25	25 to <30	30 to <35	35 to <40	40 to <45	45 to <50	50 to <55	55 to <60	60 to <65	65 to <70	70 to <75	75 to <80	80 to <85	85 to <90	90 to <95	95 to <100	100 to >105	Total Counts	Avg Speed (MPH)	85pct Speed	10MPH Pace	% in pace	# of Speeders	% Speeders
20/07/2024	00:00	0	0	0	4	1	0	3	1	0	0	0	0	0	0	0	0	0	0	0	9	34.9	45	25 to 35	55.6	5	55.6
20/07/2024	01:00	0	0	0	1	2	1	0	0	0	0	0	0	0	0	0	0	0	0	0	4	32	35	25 to 35	75.0	3	75.0
20/07/2024	02:00	0	0	0	0	0	0	1	0	0	0	0	0	0	0	0	0	0	0	0	1	42	45	35 to 45	100.0	1	100.0
20/07/2024	03:00	0	0	0	0	1	0	0	0	0	0	0	0	0	0	0	0	0	0	0	1	32	35	25 to 35	100.0	1	100.0
20/07/2024	04:00	0	0	0	0	0	0	0	2	0	0	0	0	0	0	0	0	0	0	0	2	47.5	50	40 to 50	100.0	2	100.0
20/07/2024	05:00	0	0	0	0	0	2	1	0	1	0	0	0	0	0	0	0	0	0	0	4	42	45	35 to 45	75.0	4	100.0
20/07/2024	06:00	0	0	0	1	6	6	4	4	2	1	0	0	0	0	0	0	0	0	0	24	40	48.8	30 to 40	50.0	23	95.8
20/07/2024	07:00	2	0	0	10	7	14	6	2	0	0	0	0	0	0	0	0	0	0	0	41	33.8	41.7	30 to 40	51.2	29	70.7
20/07/2024	08:00	0	1	1	12	24	22	12	1	0	0	0	0	0	0	0	0	0	0	0	73	34.5	40.8	30 to 40	63.0	59	80.8
20/07/2024	09:00	0	2	5	40	32	28	12	4	0	0	0	0	0	0	0	0	0	0	0	123	32.7	39.6	25 to 35	58.5	76	61.8
20/07/2024	10:00	1	2	10	41	32	21	5	5	0	0	0	0	0	0	0	0	0	0	0	117	31.3	38.1	25 to 35	62.4	63	53.8
20/07/2024	11:00	0	1	13	47	55	24	5	1	0	0	0	0	0	0	0	0	0	0	0	146	31.1	36.7	25 to 35	69.9	85	58.2
20/07/2024	12:00	4	2	9	45	46	23	11	1	0	0	0	0	0	0	0	0	0	0	0	141	31.1	38	25 to 35	64.5	81	57.4
20/07/2024	13:00	0	2	8	34	39	19	6	3	0	0	0	0	0	0	0	0	0	0	0	111	31.6	37.9	25 to 35	65.8	67	60.4
20/07/2024	14:00	1	3	12	30	31	25	10	3	1	0	0	0	0	0	0	0	0	0	0	116	32	39.4	25 to 35	52.6	70	60.3
20/07/2024	15:00	0	2	6	26	42	26	12	2	2	0	0	0	0	0	0	0	0	0	0	118	33.2	39.6	25 to 35	57.6	84	71.2
20/07/2024	16:00	1	0	8	32	33	27	3	0	0	0	0	0	0	0	0	0	0	0	0	104	31.4	37.6	25 to 35	62.5	63	60.6
20/07/2024	17:00	1	1	4	16	28	21	12	5	1	0	0	0	0	0	0	0	0	0	0	89	34.2	42.1	30 to 40	55.1	67	75.3
20/07/2024	18:00	0	0	4	10	16	17	10	9	0	0	0	0	0	0	0	0	0	0	0	66	35.8	44.5	30 to 40	50.0	52	78.8
20/07/2024	19:00	0	0	2	16	15	13	10	3	1	0	0	0	0	0	0	0	0	0	0	60	34.5	42.5	25 to 35	51.7	42	70.0
20/07/2024	20:00	0	0	0	9	4	7	6	3	0	0	0	0	0	0	0	0	0	0	0	29	35.5	44.2	25 to 35	44.8	20	69.0
20/07/2024	21:00	0	1	3	5	7	7	1	1	0	0	0	0	0	0	0	0	0	0	0	25	31.8	38.6	30 to 40	56.0	16	64.0
20/07/2024	22:00	0	0	0	6	13	5	4	2	1	0	0	1	0	0	0	0	0	0	0	32	35.9	43.8	25 to 35	59.4	26	81.3
20/07/2024	23:00	0	0	0	2	1	3	3	2	0	0	0	0	0	0	0	0	0	0	0	11	38.1	45	35 to 45	54.5	9	81.8
24 Hr Summary		10	17	85	387	435	311	137	54	9	1	0	1	0	0	0	0	0	0	0	1447	32.8	39.8	25 to 35	56.8	948	65.5

Incoming Histogram
 Tue22Aug24
 SAM 9640

from Thu-Mar-21-2024-01-00-PM to Thu-Aug-22-2024-08-59-PM

Date	Starting Hr:min	<15	15 to <20	20 to <25	25 to <30	30 to <35	35 to <40	40 to <45	45 to <50	50 to <55	55 to <60	60 to <65	65 to <70	70 to <75	75 to <80	80 to <85	85 to <90	90 to <95	95 to <100	100 to >105	Total Counts	Avg Speed (MPH)	85pct Speed	10MPH Pace	% in pace	# of Speeders	% Speeders
21/07/2024	00:00	0	0	1	1	1	1	1	0	0	0	0	0	0	0	0	0	0	0	0	5	32	40	20 to 30	40.0	3	60.0
21/07/2024	01:00	0	0	1	0	1	0	0	0	0	0	0	0	0	0	0	0	0	0	0	2	27	35	15 to 25	50.0	1	50.0
21/07/2024	02:00	0	0	0	0	1	0	1	0	0	0	0	0	0	0	0	0	0	0	0	2	37	45	25 to 35	50.0	2	100.0
21/07/2024	03:00	0	0	0	0	0	0	0	1	0	0	0	0	0	0	0	0	0	0	0	1	47	50	40 to 50	100.0	1	100.0
21/07/2024	04:00	0	0	0	1	0	0	0	0	0	0	0	0	0	0	0	0	0	0	0	1	27	30	20 to 30	100.0	*	*
21/07/2024	05:00	0	0	0	0	0	1	0	0	0	0	0	0	0	0	0	0	0	0	0	1	37	40	30 to 40	100.0	1	100.0
21/07/2024	06:00	0	1	1	0	3	2	2	1	0	0	0	0	0	0	0	0	0	0	0	10	34	42.5	30 to 40	50.0	8	80.0
21/07/2024	07:00	0	1	1	6	7	13	3	1	0	1	0	0	0	0	0	0	0	0	0	33	34.7	40	30 to 40	60.6	25	75.8
21/07/2024	08:00	0	0	2	7	22	10	4	1	1	0	0	0	0	0	0	0	0	0	0	47	33.8	39.5	30 to 40	68.1	38	80.9
21/07/2024	09:00	1	3	6	26	27	17	5	3	1	0	0	0	0	0	0	0	0	0	0	89	31.7	38.8	25 to 35	59.6	53	59.6
21/07/2024	10:00	0	1	7	36	44	35	5	1	0	0	0	0	0	0	0	0	0	0	0	129	32.2	38.1	25 to 35	62.0	85	65.9
21/07/2024	11:00	0	1	12	55	50	17	9	2	0	0	0	0	0	0	0	0	0	0	0	146	31	36.8	25 to 35	71.9	78	53.4
21/07/2024	12:00	2	5	11	39	36	25	13	0	0	1	0	0	0	0	0	0	0	0	0	132	31.3	38.8	25 to 35	56.8	75	56.8
21/07/2024	13:00	3	0	15	44	42	24	10	1	0	0	0	0	0	0	0	0	0	0	0	139	30.9	37.9	25 to 35	61.9	77	55.4
21/07/2024	14:00	1	0	6	28	33	23	6	3	0	0	0	0	0	0	0	0	0	0	0	100	32.3	38.7	25 to 35	61.0	65	65.0
21/07/2024	15:00	0	1	11	27	33	13	8	0	1	0	0	0	1	0	0	0	0	0	0	95	31.8	38.5	25 to 35	63.2	56	58.9
21/07/2024	16:00	0	0	1	32	24	21	7	3	0	0	0	0	0	0	0	0	0	0	0	88	32.9	39.3	25 to 35	63.6	55	62.5
21/07/2024	17:00	0	0	2	26	18	18	8	0	0	0	0	0	0	0	0	0	0	0	0	72	32.6	39.2	25 to 35	61.1	44	61.1
21/07/2024	18:00	0	0	6	19	18	14	4	1	1	0	0	0	0	0	0	0	0	0	0	63	32.2	38.9	25 to 35	58.7	38	60.3
21/07/2024	19:00	0	2	2	6	10	6	4	0	0	0	0	0	0	0	0	0	0	0	0	30	31.9	40	25 to 35	53.3	20	66.7
21/07/2024	20:00	0	0	3	6	8	7	3	2	1	0	0	0	0	0	0	0	0	0	0	30	34	43.3	30 to 40	50.0	21	70.0
21/07/2024	21:00	2	1	0	4	6	2	0	0	1	0	0	0	0	0	0	0	0	0	0	16	29.4	37.5	25 to 35	62.5	9	56.3
21/07/2024	22:00	0	0	0	0	3	3	3	2	0	0	0	0	0	0	0	0	0	0	0	11	38.9	45	30 to 40	54.5	11	100.0
21/07/2024	23:00	0	0	0	2	3	1	3	1	0	0	0	0	0	0	0	0	0	0	0	10	36	43.3	25 to 35	50.0	8	80.0
24 Hr Summary		9	16	88	365	390	253	99	23	6	2	0	0	1	0	0	0	0	0	0	1252	32.1	38.9	25 to 35	60.3	774	61.8

Incoming Histogram
 Tue22Aug24
 SAM 9640

from Thu-Mar-21-2024-01-00-PM to Thu-Aug-22-2024-08-59-PM

Date	Starting Hr:min	<15	15 to <20	20 to <25	25 to <30	30 to <35	35 to <40	40 to <45	45 to <50	50 to <55	55 to <60	60 to <65	65 to <70	70 to <75	75 to <80	80 to <85	85 to <90	90 to <95	95 to <100	100 to >105	Total Counts	Avg Speed (MPH)	85pct Speed	10MPH Pace	% in pace	# of Speeders	% Speeders
22/07/2024	00:00	0	0	0	2	1	1	1	0	0	0	0	0	0	0	0	0	0	0	0	5	33	40	25 to 35	60.0	3	60.0
22/07/2024	01:00	0	0	0	0	1	1	0	0	0	0	0	0	0	0	0	0	0	0	0	2	34.5	40	30 to 40	100.0	2	100.0
22/07/2024	02:00	0	0	0	0	0	1	0	0	0	0	0	0	0	0	0	0	0	0	0	1	37	40	30 to 40	100.0	1	100.0
22/07/2024	03:00	0	0	0	0	0	0	0	0	0	0	0	0	0	0	0	0	0	0	0	0	0	0	*	*	*	*
22/07/2024	04:00	0	0	0	0	0	0	0	0	0	0	0	0	0	0	0	0	0	0	0	0	0	0	*	*	*	*
22/07/2024	05:00	0	0	0	1	3	4	3	2	0	0	0	0	0	0	0	0	0	0	0	13	37.9	45	30 to 40	53.8	12	92.3
22/07/2024	06:00	1	1	2	2	2	6	2	2	0	0	1	0	0	0	0	0	0	0	0	19	34.4	45	30 to 40	42.1	13	68.4
22/07/2024	07:00	0	2	4	10	22	29	15	11	0	0	0	0	0	0	0	0	0	0	0	93	36	44	30 to 40	54.8	77	82.8
22/07/2024	08:00	0	2	8	21	31	28	18	2	1	0	0	0	0	0	0	0	0	0	0	111	33.7	41.1	30 to 40	53.2	80	72.1
22/07/2024	09:00	0	6	11	39	40	23	4	1	0	0	0	0	0	0	0	0	0	0	0	124	30.6	37	25 to 35	63.7	68	54.8
22/07/2024	10:00	2	3	13	44	51	27	10	2	0	0	0	0	0	0	0	0	0	0	0	152	31.3	38	25 to 35	62.5	90	59.2
22/07/2024	11:00	0	1	15	54	51	22	8	7	0	1	0	0	0	0	0	0	0	0	0	159	31.7	38.2	25 to 35	66.0	89	56.0
22/07/2024	12:00	0	0	11	45	31	20	5	0	0	0	0	0	0	0	0	0	0	0	0	112	30.7	37	25 to 35	67.9	56	50.0
22/07/2024	13:00	0	0	13	46	33	15	8	2	0	0	0	0	0	0	0	0	0	0	0	117	30.9	37.3	25 to 35	67.5	58	49.6
22/07/2024	14:00	0	3	18	32	43	22	11	1	0	0	0	0	0	0	0	0	0	0	0	130	31.2	38.2	25 to 35	57.7	77	59.2
22/07/2024	15:00	3	0	3	35	36	20	12	0	0	0	0	0	0	0	0	0	0	0	0	109	32	39	25 to 35	65.1	68	62.4
22/07/2024	16:00	0	1	2	35	57	32	7	3	0	0	0	0	0	0	0	0	0	0	0	137	32.9	38.3	25 to 35	67.2	99	72.3
22/07/2024	17:00	0	1	12	24	35	31	8	2	0	0	0	0	0	0	0	0	0	0	0	113	32.4	38.9	30 to 40	58.4	76	67.3
22/07/2024	18:00	0	1	1	18	25	23	9	7	2	0	0	0	0	0	0	0	0	0	0	86	35.1	42.8	30 to 40	55.8	66	76.7
22/07/2024	19:00	1	0	2	15	21	15	6	2	0	0	0	0	0	0	0	0	0	0	0	62	33.1	39.7	25 to 35	58.1	44	71.0
22/07/2024	20:00	0	0	1	7	7	4	3	3	0	0	0	0	0	0	0	0	0	0	0	25	34.1	43.3	25 to 35	56.0	17	68.0
22/07/2024	21:00	0	0	1	5	8	7	3	1	0	0	0	0	0	0	0	0	0	0	0	25	34	40	30 to 40	60.0	19	76.0
22/07/2024	22:00	0	0	0	2	3	1	1	2	0	0	0	0	0	0	0	0	0	0	0	9	36	47.5	25 to 35	55.6	7	77.8
22/07/2024	23:00	0	0	0	0	1	0	0	1	0	0	0	0	0	0	0	0	0	0	0	2	39.5	50	25 to 35	50.0	2	100.0
24 Hr Summary		7	21	117	437	502	332	134	51	3	1	1	0	0	0	0	0	0	0	0	1606	32.4	39.2	25 to 35	58.5	1024	63.8

Incoming Histogram
 Tue22Aug24
 SAM 9640

from Thu-Mar-21-2024-01-00-PM to Thu-Aug-22-2024-08-59-PM

Date	Starting Hr:min	<15	15 to <20	20 to <25	25 to <30	30 to <35	35 to <40	40 to <45	45 to <50	50 to <55	55 to <60	60 to <65	65 to <70	70 to <75	75 to <80	80 to <85	85 to <90	90 to <95	95 to <100	100 to >105	Total Counts	Avg Speed (MPH)	85pct Speed	10MPH Pace	% in pace	# of Speeders	% Speeders
23/07/2024	00:00	0	0	1	1	3	1	0	2	0	0	0	0	0	0	0	0	0	0	0	8	34.6	47.5	25 to 35	50.0	6	75.0
23/07/2024	01:00	0	0	0	0	0	0	0	0	0	0	0	0	0	0	0	0	0	0	0	0	0	0	*	*	*	*
23/07/2024	02:00	0	0	0	0	1	0	0	0	0	0	0	0	0	0	0	0	0	0	0	1	32	35	25 to 35	100.0	1	100.0
23/07/2024	03:00	0	0	0	0	1	0	1	1	0	0	0	0	0	0	0	0	0	0	0	3	40.3	50	40 to 50	66.7	3	100.0
23/07/2024	04:00	0	0	0	0	0	0	0	0	1	0	0	0	0	0	0	0	0	0	0	1	52	55	45 to 55	100.0	1	100.0
23/07/2024	05:00	0	0	0	0	0	0	1	0	1	0	0	0	0	0	0	0	0	0	0	2	47	55	35 to 45	50.0	2	100.0
23/07/2024	06:00	0	0	1	3	6	5	7	3	0	0	0	0	0	0	0	0	0	0	0	25	36.8	44.3	35 to 45	48.0	21	84.0
23/07/2024	07:00	0	1	8	17	29	24	7	8	2	0	0	0	0	0	0	0	0	0	0	96	34.1	42.1	30 to 40	55.2	70	72.9
23/07/2024	08:00	1	8	11	36	46	18	10	2	0	0	0	0	0	0	0	0	0	0	0	132	30.8	37.8	25 to 35	62.1	76	57.6
23/07/2024	09:00	3	1	8	32	38	26	6	2	0	0	0	0	0	0	0	0	0	0	0	116	31.5	38.3	25 to 35	60.3	72	62.1
23/07/2024	10:00	5	3	13	30	41	21	5	2	1	0	0	0	0	0	0	0	0	0	0	121	30.4	37.6	25 to 35	58.7	70	57.9
23/07/2024	11:00	7	6	12	38	45	19	8	2	1	0	0	0	0	0	0	0	0	0	0	138	30.1	37.4	25 to 35	60.1	75	54.3
23/07/2024	12:00	0	1	7	35	45	23	5	2	1	0	0	0	0	0	0	0	0	0	0	119	32	37.8	25 to 35	67.2	76	63.9
23/07/2024	13:00	1	2	10	42	40	20	7	1	0	0	0	0	0	0	0	0	0	0	0	123	31	37.5	25 to 35	66.7	68	55.3
23/07/2024	14:00	0	0	6	53	39	16	4	3	0	0	0	0	0	0	0	0	0	0	0	121	31.1	36.6	25 to 35	76.0	62	51.2
23/07/2024	15:00	0	3	6	32	51	19	6	2	1	0	0	0	0	0	0	0	0	0	0	120	31.9	37.6	25 to 35	69.2	79	65.8
23/07/2024	16:00	0	1	4	29	26	30	13	4	0	0	0	0	0	0	0	0	0	0	0	107	33.7	40.4	30 to 40	52.3	73	68.2
23/07/2024	17:00	4	0	3	17	35	28	13	4	0	0	0	0	0	0	0	0	0	0	0	104	33.6	40.4	30 to 40	60.6	80	76.9
23/07/2024	18:00	0	0	11	15	23	25	12	3	0	0	0	0	0	0	0	0	0	0	0	89	33.6	40.8	30 to 40	53.9	63	70.8
23/07/2024	19:00	1	1	1	8	10	13	3	1	0	2	0	0	0	0	0	0	0	0	0	40	34.1	40	30 to 40	57.5	29	72.5
23/07/2024	20:00	0	0	1	9	12	6	1	0	1	0	0	0	0	0	0	0	0	0	0	30	32.3	38.3	25 to 35	70.0	20	66.7
23/07/2024	21:00	0	0	2	7	9	7	1	1	0	0	0	0	0	0	0	0	0	0	0	27	32.4	38.6	25 to 35	59.3	18	66.7
23/07/2024	22:00	0	0	0	3	5	1	2	3	0	0	0	0	0	0	0	0	0	0	0	14	35.9	46.7	25 to 35	57.1	11	78.6
23/07/2024	23:00	0	0	0	2	2	0	2	1	0	0	0	0	0	0	0	0	0	0	0	7	35.7	45	25 to 35	57.1	5	71.4
24 Hr Summary		22	27	105	409	507	302	114	47	9	2	0	0	0	0	0	0	0	0	0	1544	32.1	39	25 to 35	59.3	981	63.5

Incoming Histogram
 Tue22Aug24
 SAM 9640

from Thu-Mar-21-2024-01-00-PM to Thu-Aug-22-2024-08-59-PM

Date	Starting Hr:min	<15	15 to <20	20 to <25	25 to <30	30 to <35	35 to <40	40 to <45	45 to <50	50 to <55	55 to <60	60 to <65	65 to <70	70 to <75	75 to <80	80 to <85	85 to <90	90 to <95	95 to <100	100 to >105	Total Counts	Avg Speed (MPH)	85pct Speed	10MPH Pace	% in pace	# of Speeders	% Speeders	
24/07/2024	00:00	0	0	0	0	0	0	0	0	0	0	0	0	0	0	0	0	0	0	0	0	0	0	*	*	*	*	
24/07/2024	01:00	0	0	0	0	1	0	1	0	0	0	1	0	0	0	0	0	0	0	0	0	3	45.3	65	25 to 35	33.3	3	100.0
24/07/2024	02:00	0	0	0	0	0	1	0	0	0	0	0	0	0	0	0	0	0	0	0	1	37	40	30 to 40	100.0	1	100.0	
24/07/2024	03:00	0	0	0	0	0	1	0	0	0	0	0	0	0	0	0	0	0	0	0	1	37	40	30 to 40	100.0	1	100.0	
24/07/2024	04:00	0	0	0	0	0	0	0	0	0	0	0	0	0	0	0	0	0	0	0	0	0	0	*	*	*	*	
24/07/2024	05:00	0	0	0	0	0	1	1	2	1	0	0	0	0	0	0	0	0	0	0	5	45	50	40 to 50	60.0	5	100.0	
24/07/2024	06:00	0	0	2	1	4	4	4	5	0	0	0	0	0	0	0	0	0	0	0	20	37.5	47	40 to 50	45.0	17	85.0	
24/07/2024	07:00	0	2	1	21	27	27	25	11	3	0	0	0	0	0	0	0	0	0	0	117	36.3	44.2	30 to 40	46.2	93	79.5	
24/07/2024	08:00	4	5	12	41	46	24	4	7	0	0	0	0	0	0	0	0	0	0	0	143	30.8	37.9	25 to 35	60.8	81	56.6	
24/07/2024	09:00	2	3	7	39	38	27	9	1	1	0	0	0	0	0	0	0	0	0	0	127	31.7	38.5	25 to 35	60.6	76	59.8	
24/07/2024	10:00	3	6	15	36	44	14	6	1	0	0	0	0	0	0	0	0	0	0	0	125	29.7	35.7	25 to 35	64.0	65	52.0	
24/07/2024	11:00	4	7	17	45	36	17	5	0	0	0	0	0	0	0	0	0	0	0	0	131	29	35.6	25 to 35	61.8	58	44.3	
24/07/2024	12:00	0	3	11	30	43	16	8	3	1	0	0	0	0	0	0	0	0	0	0	115	31.7	38.4	25 to 35	63.5	71	61.7	
24/07/2024	13:00	0	1	12	43	37	21	5	3	1	0	0	0	0	0	0	0	0	0	0	123	31.3	37.9	25 to 35	65.0	67	54.5	
24/07/2024	14:00	1	1	6	25	33	15	5	0	0	0	0	0	0	0	0	0	0	0	0	86	31.3	37.3	25 to 35	67.4	53	61.6	
24/07/2024	15:00	0	3	6	40	43	17	3	1	0	0	0	0	0	0	0	0	0	0	0	113	30.8	36.2	25 to 35	73.5	64	56.6	
24/07/2024	16:00	0	1	11	52	47	34	11	1	0	0	0	0	0	0	0	0	0	0	0	157	31.8	38.2	25 to 35	63.1	93	59.2	
24/07/2024	17:00	3	2	12	28	34	28	10	3	1	0	0	0	0	0	0	0	0	0	0	121	32	39.3	25 to 35	51.2	76	62.8	
24/07/2024	18:00	1	1	8	22	32	22	5	3	0	0	0	0	0	0	0	0	0	0	0	94	32.1	38.6	25 to 35	57.4	62	66.0	
24/07/2024	19:00	0	0	5	10	10	18	7	3	0	0	0	0	0	0	0	0	0	0	0	53	34.2	41.4	30 to 40	52.8	38	71.7	
24/07/2024	20:00	0	0	4	15	16	6	5	0	0	0	0	0	0	0	0	0	0	0	0	46	31.5	38.3	25 to 35	67.4	27	58.7	
24/07/2024	21:00	0	0	1	7	11	4	2	1	0	0	0	0	0	0	0	0	0	0	0	26	32.6	38.8	25 to 35	69.2	18	69.2	
24/07/2024	22:00	0	0	0	4	2	2	3	0	0	0	0	0	0	0	0	0	0	0	0	11	34.1	41.7	25 to 35	54.5	7	63.6	
24/07/2024	23:00	0	0	0	4	2	2	0	1	0	0	0	0	0	0	0	0	0	0	0	9	32.7	40	25 to 35	66.7	5	55.6	
24 Hr Summary		18	35	130	463	506	301	119	46	8	0	1	0	0	0	0	0	0	0	0	1627	31.8	38.8	25 to 35	59.6	981	60.3	

Incoming Histogram

Tue22Aug24

SAM 9640

from Thu-Mar-21-2024-01-00-PM to Thu-Aug-22-2024-08-59-PM

Date	Starting Hr:min	<15	15 to <20	20 to <25	25 to <30	30 to <35	35 to <40	40 to <45	45 to <50	50 to <55	55 to <60	60 to <65	65 to <70	70 to <75	75 to <80	80 to <85	85 to <90	90 to <95	95 to <100	100 to >105	Total Counts	Avg Speed (MPH)	85pct Speed	10MPH Pace	% in pace	# of Speeders	% Speeders
25/07/2024	00:00	0	0	0	0	3	0	0	0	0	0	0	0	0	0	0	0	0	0	0	3	32	35	25 to 35	100.0	3	100.0
25/07/2024	01:00	0	0	0	0	0	0	0	0	0	0	0	0	0	0	0	0	0	0	0	0	0	0	*	*	*	*
25/07/2024	02:00	0	0	0	0	0	1	1	1	0	0	0	0	0	0	0	0	0	0	0	3	42	50	35 to 45	66.7	3	100.0
25/07/2024	03:00	0	0	0	0	0	0	0	0	0	0	0	0	0	0	0	0	0	0	0	0	0	0	*	*	*	*
25/07/2024	04:00	0	0	0	0	0	0	0	1	0	0	0	0	0	0	0	0	0	0	0	1	47	50	40 to 50	100.0	1	100.0
25/07/2024	05:00	0	0	0	0	1	1	0	0	1	0	0	0	0	0	0	0	0	0	0	3	40.3	55	30 to 40	66.7	3	100.0
25/07/2024	06:00	0	0	0	2	6	4	6	2	1	0	0	0	0	0	0	0	0	0	0	21	37.9	45	30 to 40	47.6	19	90.5
25/07/2024	07:00	0	0	4	19	27	34	16	8	2	0	0	0	0	0	0	0	0	0	0	110	35.6	43.1	30 to 40	55.5	87	79.1
25/07/2024	08:00	0	0	7	33	52	26	13	4	0	0	0	0	0	0	0	0	0	0	0	135	33	39.4	25 to 35	63.0	95	70.4
25/07/2024	09:00	0	6	15	30	32	12	15	2	0	0	0	0	0	0	0	0	0	0	0	112	31	40	25 to 35	55.4	61	54.5
25/07/2024	10:00	0	2	10	28	45	20	9	0	0	0	0	0	0	0	0	0	0	0	0	114	31.7	38	25 to 35	64.0	74	64.9
25/07/2024	11:00	0	1	6	42	37	37	10	1	1	1	0	0	0	0	0	0	0	0	0	136	32.8	39.1	25 to 35	58.1	87	64.0
25/07/2024	12:00	2	6	9	59	48	25	6	1	2	0	0	0	0	0	0	0	0	0	0	158	30.6	37	25 to 35	67.7	82	51.9
25/07/2024	13:00	1	1	14	50	38	24	8	3	1	0	0	0	0	0	0	0	0	0	0	140	31.3	38.1	25 to 35	62.9	74	52.9
25/07/2024	14:00	2	3	12	33	41	26	5	1	0	0	0	0	0	0	0	0	0	0	0	123	31	37.7	25 to 35	60.2	73	59.3
25/07/2024	15:00	1	2	11	51	43	36	7	0	1	1	0	0	0	0	0	0	0	0	0	153	31.6	38.1	25 to 35	61.4	88	57.5
25/07/2024	16:00	0	0	2	33	54	18	9	2	0	0	0	0	0	0	0	0	0	0	0	118	32.6	38.1	25 to 35	73.7	83	70.3
25/07/2024	17:00	5	1	4	17	42	24	9	4	0	0	0	0	0	0	0	0	0	0	0	106	32.6	39.4	30 to 40	62.3	79	74.5
25/07/2024	18:00	0	1	6	21	33	21	7	3	0	0	0	0	0	0	0	0	0	0	0	92	32.8	39	25 to 35	58.7	64	69.6
25/07/2024	19:00	1	0	3	19	17	13	7	2	0	1	0	0	0	0	0	0	0	0	0	63	33	40.7	25 to 35	57.1	40	63.5
25/07/2024	20:00	0	0	0	9	8	11	4	1	0	0	0	1	0	0	0	0	0	0	0	34	35.2	41.2	30 to 40	55.9	25	73.5
25/07/2024	21:00	0	0	2	4	4	7	4	0	0	0	0	0	0	0	0	0	0	0	0	21	33.8	41.2	30 to 40	52.4	15	71.4
25/07/2024	22:00	0	0	0	7	6	2	8	3	1	0	0	0	0	0	0	0	0	0	0	27	36.7	45	25 to 35	48.1	20	74.1
25/07/2024	23:00	0	0	0	0	1	3	3	0	0	0	0	0	0	0	0	0	0	0	0	7	38.6	43.3	35 to 45	85.7	7	100.0
24 Hr Summary		12	23	105	457	538	345	147	39	10	3	0	1	0	0	0	0	0	0	0	1680	32.5	39.2	25 to 35	59.2	1083	64.5

Incoming Histogram

Tue22Aug24

SAM 9640

from Thu-Mar-21-2024-01-00-PM to Thu-Aug-22-2024-08-59-PM

Date	Starting Hr:min	<15	15 to <20	20 to <25	25 to <30	30 to <35	35 to <40	40 to <45	45 to <50	50 to <55	55 to <60	60 to <65	65 to <70	70 to <75	75 to <80	80 to <85	85 to <90	90 to <95	95 to <100	100 to >105	Total Counts	Avg Speed (MPH)	85pct Speed	10MPH Pace	% in pace	# of Speeders	% Speeders
26/07/2024	00:00	0	0	0	2	0	0	0	0	0	0	0	0	0	0	0	0	0	0	0	2	27.5	30	20 to 30	100.0	*	*
26/07/2024	01:00	0	0	0	1	1	1	0	0	0	0	0	0	0	0	0	0	0	0	0	3	32	40	25 to 35	66.7	2	66.7
26/07/2024	02:00	0	0	0	0	0	0	0	0	0	0	0	0	0	0	0	0	0	0	0	0	0	0	*	*	*	*
26/07/2024	03:00	0	0	0	0	0	0	0	1	0	0	0	0	0	0	0	0	0	0	0	1	47	50	40 to 50	100.0	1	100.0
26/07/2024	04:00	0	0	0	0	0	1	1	0	0	0	0	0	0	0	0	0	0	0	0	2	39.5	45	35 to 45	100.0	2	100.0
26/07/2024	05:00	0	0	0	0	0	0	1	0	0	0	0	0	0	0	0	0	0	0	0	1	42	45	35 to 45	100.0	1	100.0
26/07/2024	06:00	0	0	1	3	6	6	6	5	0	2	0	0	0	0	0	0	0	0	0	29	38.7	48	30 to 40	41.4	25	86.2
26/07/2024	07:00	0	1	4	16	24	25	17	10	3	0	0	0	0	0	0	0	0	0	0	100	36	44.4	30 to 40	49.0	79	79.0
26/07/2024	08:00	0	0	4	32	36	38	18	5	1	1	0	0	0	0	0	0	0	0	0	135	34.6	41.4	30 to 40	54.8	99	73.3
26/07/2024	09:00	0	2	8	45	53	39	11	7	0	0	0	0	0	0	0	0	0	0	0	165	32.9	39.1	25 to 35	59.4	110	66.7
26/07/2024	10:00	0	3	8	35	35	35	8	4	0	0	0	0	0	0	0	0	0	0	0	128	32.5	39	25 to 35	54.7	82	64.1
26/07/2024	11:00	0	2	6	43	38	29	6	1	0	0	0	0	0	0	0	0	0	0	0	125	31.7	37.9	25 to 35	64.8	74	59.2
26/07/2024	12:00	0	3	15	43	38	23	8	1	0	0	0	0	0	0	0	0	0	0	0	131	30.8	37.6	25 to 35	61.8	70	53.4
26/07/2024	13:00	0	1	7	31	45	25	5	2	0	0	0	0	0	0	0	0	0	0	0	116	32.1	38	25 to 35	65.5	77	66.4
26/07/2024	14:00	5	8	10	50	65	19	3	0	0	0	0	0	0	0	0	0	0	0	0	160	29.6	34.8	25 to 35	71.9	87	54.4
26/07/2024	15:00	2	0	13	47	56	25	7	1	0	0	0	0	0	0	0	0	0	0	0	151	31.1	37	25 to 35	68.2	89	58.9
26/07/2024	16:00	0	1	13	37	43	26	11	3	1	0	0	0	0	0	0	0	0	0	0	135	32.2	39	25 to 35	59.3	84	62.2
26/07/2024	17:00	0	2	3	41	60	35	18	3	1	0	0	0	0	0	0	0	0	0	0	163	33.4	39.7	25 to 35	62.0	117	71.8
26/07/2024	18:00	0	0	11	26	32	24	13	3	0	0	0	1	0	0	0	0	0	0	0	110	33.2	40.4	25 to 35	52.7	73	66.4
26/07/2024	19:00	0	0	3	13	24	24	10	3	1	1	0	0	0	0	0	0	0	0	0	79	35.1	41.5	30 to 40	60.8	63	79.7
26/07/2024	20:00	0	0	0	12	22	10	2	2	1	0	0	0	0	0	0	0	0	0	0	49	33.5	39	25 to 35	69.4	37	75.5
26/07/2024	21:00	0	1	3	5	19	10	3	1	0	0	0	0	0	0	0	0	0	0	0	42	32.9	39	30 to 40	69.0	33	78.6
26/07/2024	22:00	0	0	1	5	9	9	4	0	0	1	0	0	0	0	0	0	0	0	0	29	34.8	41.2	30 to 40	62.1	23	79.3
26/07/2024	23:00	0	0	0	0	4	7	2	0	0	0	0	0	0	0	0	0	0	0	0	13	36.4	40	30 to 40	84.6	13	100.0
24 Hr Summary		7	24	110	487	610	411	154	52	8	5	0	1	0	0	0	0	0	0	0	1869	32.7	39.3	25 to 35	58.7	1241	66.4

Incoming Histogram

Tue22Aug24

SAM 9640

from Thu-Mar-21-2024-01-00-PM to Thu-Aug-22-2024-08-59-PM

Date	Starting Hr:min	<15	15 to <20	20 to <25	25 to <30	30 to <35	35 to <40	40 to <45	45 to <50	50 to <55	55 to <60	60 to <65	65 to <70	70 to <75	75 to <80	80 to <85	85 to <90	90 to <95	95 to <100	100 to >105	Total Counts	Avg Speed (MPH)	85pct Speed	10MPH Pace	% in pace	# of Speeders	% Speeders
27/07/2024	00:00	0	0	0	1	3	2	0	0	0	0	0	0	0	0	0	0	0	0	0	6	33	37.5	30 to 40	83.3	5	83.3
27/07/2024	01:00	0	0	0	0	0	0	0	0	0	0	0	0	0	0	0	0	0	0	0	0	0	0	*	*	*	*
27/07/2024	02:00	0	0	0	0	0	1	0	0	0	0	0	0	0	0	0	0	0	0	0	1	37	40	30 to 40	100.0	1	100.0
27/07/2024	03:00	0	0	0	0	1	0	0	0	0	0	0	0	0	0	0	0	0	0	0	1	32	35	25 to 35	100.0	1	100.0
27/07/2024	04:00	0	0	0	0	0	0	0	0	0	1	0	0	0	0	0	0	0	0	0	1	57	60	50 to 60	100.0	1	100.0
27/07/2024	05:00	0	0	0	0	0	1	1	0	1	0	0	0	0	0	0	0	0	0	0	3	43.7	55	35 to 45	66.7	3	100.0
27/07/2024	06:00	0	0	0	1	4	1	0	2	0	0	0	0	0	0	0	0	0	0	0	8	35.8	47.5	25 to 35	62.5	7	87.5
27/07/2024	07:00	0	0	0	2	10	6	6	1	0	0	0	0	0	0	0	0	0	0	0	25	35.9	42.5	30 to 40	64.0	23	92.0
27/07/2024	08:00	3	0	2	22	32	26	8	3	0	1	0	0	0	0	0	0	0	0	0	97	33.3	39.4	30 to 40	59.8	70	72.2
27/07/2024	09:00	1	1	8	28	32	22	13	2	0	0	0	0	0	0	0	0	0	0	0	107	32.5	39.8	25 to 35	56.1	69	64.5
27/07/2024	10:00	5	0	10	31	36	26	6	2	0	0	0	0	0	0	0	0	0	0	0	116	31.1	38.3	25 to 35	57.8	70	60.3
27/07/2024	11:00	1	5	21	48	53	33	11	2	1	0	0	0	0	0	0	0	0	0	0	175	31.1	38.2	25 to 35	57.7	100	57.1
27/07/2024	12:00	1	1	10	40	48	30	17	2	0	0	0	0	0	0	0	0	0	0	0	149	32.5	39.5	25 to 35	59.1	97	65.1
27/07/2024	13:00	1	4	10	37	41	19	11	2	1	0	0	0	0	0	0	0	0	0	0	126	31.5	38.7	25 to 35	61.9	74	58.7
27/07/2024	14:00	0	1	11	27	38	19	8	2	1	0	0	0	0	0	0	0	0	0	0	107	32	38.7	25 to 35	60.7	68	63.6
27/07/2024	15:00	2	0	9	31	31	34	8	2	2	0	0	0	0	0	0	0	0	0	0	119	32.6	39.1	30 to 40	54.6	77	64.7
27/07/2024	16:00	0	1	4	26	37	28	2	0	0	0	0	0	0	0	0	0	0	0	0	98	32.1	37.7	30 to 40	66.3	67	68.4
27/07/2024	17:00	0	3	1	28	31	25	10	2	0	0	0	0	0	0	0	0	0	0	0	100	33	39.4	25 to 35	59.0	68	68.0
27/07/2024	18:00	0	3	4	21	29	17	8	4	1	0	0	0	0	0	0	0	0	0	0	87	32.9	40	25 to 35	57.5	59	67.8
27/07/2024	19:00	0	0	5	21	28	17	5	1	0	0	0	0	0	0	0	0	0	0	0	77	32.3	38.2	25 to 35	63.6	51	66.2
27/07/2024	20:00	0	0	0	3	5	5	3	0	0	0	0	0	0	0	0	0	0	0	0	16	34.7	41.7	30 to 40	62.5	13	81.3
27/07/2024	21:00	0	0	0	1	9	6	3	1	1	0	0	0	0	0	0	0	0	0	0	21	36.5	43.3	30 to 40	71.4	20	95.2
27/07/2024	22:00	0	0	2	5	10	7	6	2	1	0	0	0	0	0	0	0	0	0	0	33	35.3	43.3	30 to 40	51.5	26	78.8
27/07/2024	23:00	0	0	1	2	2	2	4	2	1	0	0	0	0	0	0	0	0	0	0	14	37.7	47.5	35 to 45	42.9	11	78.6
24 Hr Summary		14	19	98	375	480	327	130	32	10	2	0	0	0	0	0	0	0	0	0	1487	32.5	39.3	25 to 35	57.5	981	66.0

Incoming Histogram
 Tue22Aug24
 SAM 9640

from Thu-Mar-21-2024-01-00-PM to Thu-Aug-22-2024-08-59-PM

Date	Starting Hr:min	<15	15 to <20	20 to <25	25 to <30	30 to <35	35 to <40	40 to <45	45 to <50	50 to <55	55 to <60	60 to <65	65 to <70	70 to <75	75 to <80	80 to <85	85 to <90	90 to <95	95 to <100	100 to >105	Total Counts	Avg Speed (MPH)	85pct Speed	10MPH Pace	% in pace	# of Speeders	% Speeders
28/07/2024	00:00	0	0	0	2	4	4	0	0	0	0	0	0	0	0	0	0	0	0	0	10	33.1	37.5	30 to 40	80.0	8	80.0
28/07/2024	01:00	0	0	0	0	0	3	0	0	0	0	0	0	0	0	0	0	0	0	0	3	37.3	40	30 to 40	100.0	3	100.0
28/07/2024	02:00	0	0	0	0	1	0	0	0	0	0	0	0	0	0	0	0	0	0	0	1	32	35	25 to 35	100.0	1	100.0
28/07/2024	03:00	0	0	0	0	0	0	0	0	0	0	0	0	0	0	0	0	0	0	0	0	0	0	*	*	*	*
28/07/2024	04:00	0	0	0	0	1	0	0	0	0	0	0	0	0	0	0	0	0	0	0	1	32	35	25 to 35	100.0	1	100.0
28/07/2024	05:00	0	0	0	0	0	1	1	0	0	0	0	0	0	0	0	0	0	0	0	2	39.5	45	35 to 45	100.0	2	100.0
28/07/2024	06:00	1	0	0	3	1	3	3	0	0	0	0	0	0	0	0	0	0	0	0	11	33.1	41.7	35 to 45	54.5	7	63.6
28/07/2024	07:00	0	0	1	3	5	6	5	1	2	0	0	0	0	0	0	0	0	0	0	23	37	45	30 to 40	47.8	19	82.6
28/07/2024	08:00	1	0	0	6	13	17	6	2	1	1	0	0	0	0	0	0	0	0	0	47	35.7	42.5	30 to 40	63.8	40	85.1
28/07/2024	09:00	0	0	1	24	31	21	18	3	0	0	0	0	0	0	0	0	0	0	0	98	34.4	41.7	25 to 35	56.1	73	74.5
28/07/2024	10:00	0	1	6	34	47	21	8	2	0	0	0	0	0	0	0	0	0	0	0	119	32.2	38.1	25 to 35	68.1	78	65.5
28/07/2024	11:00	3	5	15	63	63	31	10	3	0	0	0	0	0	0	0	0	0	0	0	193	30.8	37.4	25 to 35	65.3	107	55.4
28/07/2024	12:00	0	3	7	39	46	34	2	2	0	0	0	0	0	0	0	0	0	0	0	133	31.7	37.6	25 to 35	63.9	84	63.2
28/07/2024	13:00	0	1	8	33	30	16	8	3	1	0	0	0	0	0	0	0	0	0	0	100	32	39.1	25 to 35	63.0	58	58.0
28/07/2024	14:00	0	1	7	37	29	13	8	1	0	0	0	0	0	0	0	0	0	0	0	96	31.2	38.1	25 to 35	68.8	51	53.1
28/07/2024	15:00	0	1	8	26	34	19	3	1	0	0	0	0	0	0	0	0	0	0	0	92	31.4	37.4	25 to 35	65.2	57	62.0
28/07/2024	16:00	0	3	5	12	17	33	8	2	0	0	0	0	0	0	0	0	0	0	0	80	33.8	39.7	30 to 40	62.5	60	75.0
28/07/2024	17:00	0	0	2	15	27	25	11	5	1	0	0	0	0	0	0	0	0	0	0	86	35.1	41.8	30 to 40	60.5	69	80.2
28/07/2024	18:00	0	0	0	9	19	12	11	2	2	1	0	0	0	0	0	0	0	0	0	56	36.2	43.6	30 to 40	55.4	47	83.9
28/07/2024	19:00	0	0	2	5	8	9	7	5	1	0	1	0	0	0	0	0	0	0	0	38	37.3	46	30 to 40	44.7	31	81.6
28/07/2024	20:00	0	0	0	4	9	10	2	2	1	0	0	0	0	0	0	0	0	0	0	28	35.7	42.5	30 to 40	67.9	24	85.7
28/07/2024	21:00	0	0	1	4	6	13	1	3	0	0	0	0	0	0	0	0	0	0	0	28	35.4	40	30 to 40	67.9	23	82.1
28/07/2024	22:00	0	0	0	4	9	3	3	1	0	0	0	0	0	0	0	0	0	0	0	20	34.3	41.7	25 to 35	65.0	16	80.0
28/07/2024	23:00	0	0	0	0	3	2	0	0	0	0	0	0	0	0	0	0	0	0	0	5	34	37.5	30 to 40	100.0	5	100.0
24 Hr Summary		5	15	63	323	403	296	115	38	9	2	1	0	0	0	0	0	0	0	0	1270	33	39.6	25 to 35	57.2	864	68.0

Incoming Histogram

Tue22Aug24

SAM 9640

from Thu-Mar-21-2024-01-00-PM to Thu-Aug-22-2024-08-59-PM

Date	Starting Hr:min	<15	15 to <20	20 to <25	25 to <30	30 to <35	35 to <40	40 to <45	45 to <50	50 to <55	55 to <60	60 to <65	65 to <70	70 to <75	75 to <80	80 to <85	85 to <90	90 to <95	95 to <100	100 to >105	Total Counts	Avg Speed (MPH)	85pct Speed	10MPH Pace	% in pace	# of Speeders	% Speeders
29/07/2024	00:00	0	0	0	2	1	0	0	0	0	0	0	0	0	0	0	0	0	0	0	3	29	35	25 to 35	100.0	1	33.3
29/07/2024	01:00	0	0	0	0	0	0	0	0	0	0	0	0	0	0	0	0	0	0	0	0	0	0	*	*	*	*
29/07/2024	02:00	0	0	0	1	0	2	1	0	0	0	0	0	0	0	0	0	0	0	0	4	35.8	40	35 to 45	75.0	3	75.0
29/07/2024	03:00	0	0	0	0	0	0	0	0	0	0	0	0	0	0	0	0	0	0	0	0	0	0	*	*	*	*
29/07/2024	04:00	0	0	0	0	1	0	0	2	0	0	0	0	0	0	0	0	0	0	0	3	42	50	40 to 50	66.7	3	100.0
29/07/2024	05:00	0	0	0	0	0	3	2	0	0	0	0	0	0	0	0	0	0	0	0	5	39	42.5	35 to 45	100.0	5	100.0
29/07/2024	06:00	0	0	3	6	7	6	6	2	1	0	0	0	0	0	0	0	0	0	0	31	34.8	43.3	25 to 35	41.9	22	71.0
29/07/2024	07:00	0	0	2	7	16	24	15	13	1	0	0	0	0	0	0	0	0	0	0	78	37.8	45.8	30 to 40	51.3	69	88.5
29/07/2024	08:00	0	0	4	24	33	26	16	2	1	0	0	0	0	0	0	0	0	0	0	106	34.1	40.9	30 to 40	55.7	78	73.6
29/07/2024	09:00	0	0	13	31	41	26	9	3	0	0	0	0	0	0	0	0	0	0	0	123	32.2	38.8	25 to 35	58.5	79	64.2
29/07/2024	10:00	1	8	9	42	41	23	9	0	1	0	0	0	0	0	0	0	0	0	0	134	30.8	37.8	25 to 35	61.9	74	55.2
29/07/2024	11:00	0	1	11	37	44	20	7	0	0	0	0	0	0	0	0	0	0	0	0	120	31.2	37.2	25 to 35	67.5	71	59.2
29/07/2024	12:00	0	1	6	34	40	26	8	2	0	0	0	0	0	0	0	0	0	0	0	117	32.3	38.5	25 to 35	63.2	76	65.0
29/07/2024	13:00	0	1	15	31	43	25	4	2	0	0	0	0	0	0	0	0	0	0	0	121	31.4	37.6	25 to 35	61.2	74	61.2
29/07/2024	14:00	0	1	7	33	26	23	7	2	0	0	0	0	0	0	0	0	0	0	0	99	32	38.7	25 to 35	59.6	58	58.6
29/07/2024	15:00	2	3	13	24	40	16	11	4	0	0	0	0	0	0	0	0	0	0	0	113	31.6	39.4	25 to 35	56.6	71	62.8
29/07/2024	16:00	0	2	12	29	36	35	11	4	0	0	0	0	0	0	0	0	0	0	0	129	32.8	39.4	30 to 40	55.0	86	66.7
29/07/2024	17:00	1	2	9	26	36	29	12	5	0	0	0	0	0	0	0	0	0	0	0	120	32.9	39.8	30 to 40	54.2	82	68.3
29/07/2024	18:00	0	0	2	11	20	20	12	7	2	1	0	0	0	0	0	0	0	0	0	75	36.5	44.6	30 to 40	53.3	62	82.7
29/07/2024	19:00	0	1	5	11	15	18	6	1	2	0	1	0	0	0	0	0	0	0	0	60	34.2	40.8	30 to 40	55.0	43	71.7
29/07/2024	20:00	0	2	3	14	8	9	6	1	0	0	0	0	0	0	0	0	0	0	0	43	32	40.8	25 to 35	51.2	24	55.8
29/07/2024	21:00	1	0	2	4	3	5	4	1	0	0	0	0	0	0	0	0	0	0	0	20	33.2	42.5	35 to 45	45.0	13	65.0
29/07/2024	22:00	0	0	0	3	3	7	3	1	0	0	0	0	0	0	0	0	0	0	0	17	35.8	41.7	30 to 40	58.8	14	82.4
29/07/2024	23:00	0	0	0	2	2	1	2	0	0	0	0	0	0	0	0	0	0	0	0	7	34.1	42.5	25 to 35	57.1	5	71.4
24 Hr Summary		5	22	116	372	456	344	151	52	8	1	1	0	0	0	0	0	0	0	0	1528	32.8	39.8	25 to 35	54.2	1013	66.3

Incoming Histogram
 Tue22Aug24
 SAM 9640

from Thu-Mar-21-2024-01-00-PM to Thu-Aug-22-2024-08-59-PM

Date	Starting Hr:min	<15	15 to <20	20 to <25	25 to <30	30 to <35	35 to <40	40 to <45	45 to <50	50 to <55	55 to <60	60 to <65	65 to <70	70 to <75	75 to <80	80 to <85	85 to <90	90 to <95	95 to <100	100 to >105	Total Counts	Avg Speed (MPH)	85pct Speed	10MPH Pace	% in pace	# of Speeders	% Speeders
30/07/2024	00:00	0	0	0	0	1	2	0	0	0	0	0	0	0	0	0	0	0	0	0	3	35.3	40	30 to 40	100.0	3	100.0
30/07/2024	01:00	0	0	0	0	0	0	0	0	0	0	0	0	0	0	0	0	0	0	0	0	0	0	*	*	*	*
30/07/2024	02:00	0	0	0	0	0	0	0	0	0	0	0	0	0	0	0	0	0	0	0	0	0	0	*	*	*	*
30/07/2024	03:00	0	0	0	0	0	0	0	1	1	0	0	0	0	0	0	0	0	0	0	2	49.5	55	45 to 55	100.0	2	100.0
30/07/2024	04:00	0	0	0	0	0	0	0	0	0	0	0	0	0	0	0	0	0	0	0	0	0	0	*	*	*	*
30/07/2024	05:00	0	0	0	0	0	0	0	1	0	1	0	0	0	0	0	0	0	0	0	2	52	60	40 to 50	50.0	2	100.0
30/07/2024	06:00	0	0	1	2	8	10	6	0	0	0	0	0	0	0	0	0	0	0	0	27	35.6	41.7	30 to 40	66.7	24	88.9
30/07/2024	07:00	0	2	4	10	23	37	19	7	2	0	0	0	0	0	0	0	0	0	0	104	36.2	43.2	30 to 40	57.7	88	84.6
30/07/2024	08:00	2	4	15	26	40	18	21	3	0	0	0	0	0	0	0	0	0	0	0	129	32.1	41.2	25 to 35	51.2	82	63.6
30/07/2024	09:00	1	1	6	45	46	33	11	1	0	0	0	0	0	0	0	0	0	0	0	144	32.2	38.5	25 to 35	63.2	91	63.2
30/07/2024	10:00	0	4	5	38	45	29	8	0	0	1	0	0	0	0	0	0	0	0	0	130	32	38.1	25 to 35	63.8	83	63.8
30/07/2024	11:00	2	1	10	45	56	15	6	0	0	0	0	0	0	0	0	0	0	0	0	135	30.5	35.3	25 to 35	74.8	77	57.0
30/07/2024	12:00	2	3	9	56	43	28	8	2	0	0	0	0	0	0	0	0	0	0	0	151	31	37.7	25 to 35	65.6	81	53.6
30/07/2024	13:00	0	2	8	31	34	31	5	0	0	1	0	0	0	0	0	0	0	0	0	112	32.1	38.2	25 to 35	58.0	71	63.4
30/07/2024	14:00	0	2	16	26	35	19	9	3	1	0	0	0	0	0	0	0	0	0	0	111	31.7	38.9	25 to 35	55.0	67	60.4
30/07/2024	15:00	0	0	4	23	30	26	10	0	1	0	0	0	0	0	0	0	0	0	0	94	33.4	39.4	30 to 40	59.6	67	71.3
30/07/2024	16:00	0	0	8	27	42	31	10	1	0	0	0	0	0	0	0	0	0	0	0	119	32.8	38.9	30 to 40	61.3	84	70.6
30/07/2024	17:00	0	0	4	29	30	29	16	2	1	0	0	0	0	0	0	0	0	0	0	111	33.9	40.6	25 to 35	53.2	78	70.3
30/07/2024	18:00	1	0	10	16	25	18	8	5	1	0	0	0	0	0	0	0	0	0	0	84	33.1	40.6	30 to 40	51.2	57	67.9
30/07/2024	19:00	0	3	1	7	19	14	9	2	1	0	0	0	0	0	0	0	0	0	0	56	34.4	42.2	30 to 40	58.9	45	80.4
30/07/2024	20:00	0	0	1	9	12	6	2	1	0	0	0	0	0	0	0	0	0	0	0	31	32.5	38.3	25 to 35	67.7	21	67.7
30/07/2024	21:00	0	1	1	6	9	11	1	3	0	0	0	0	0	0	0	0	0	0	0	32	33.9	39.5	30 to 40	62.5	24	75.0
30/07/2024	22:00	0	0	0	3	5	1	3	3	0	0	0	0	0	0	0	0	0	0	0	15	36.5	46.7	25 to 35	53.3	12	80.0
30/07/2024	23:00	0	0	0	1	1	1	0	2	0	0	0	0	0	0	0	0	0	0	0	5	38	47.5	25 to 35	40.0	4	80.0
24 Hr Summary		8	23	103	400	504	359	152	37	8	3	0	0	0	0	0	0	0	0	0	1597	32.7	39.4	25 to 35	56.6	1063	66.6

Incoming Histogram

Tue22Aug24

SAM 9640

from Thu-Mar-21-2024-01-00-PM to Thu-Aug-22-2024-08-59-PM

Date	Starting Hr:min	<15	15 to <20	20 to <25	25 to <30	30 to <35	35 to <40	40 to <45	45 to <50	50 to <55	55 to <60	60 to <65	65 to <70	70 to <75	75 to <80	80 to <85	85 to <90	90 to <95	95 to <100	100 to >105	Total Counts	Avg Speed (MPH)	85pct Speed	10MPH Pace	% in pace	# of Speeders	% Speeders
31/07/2024	00:00	0	0	0	0	1	1	0	0	0	0	0	0	0	0	0	0	0	0	0	2	34.5	40	30 to 40	100.0	2	100.0
31/07/2024	01:00	0	0	0	1	0	1	0	1	0	0	0	0	0	0	0	0	0	0	0	3	37	50	20 to 30	33.3	2	66.7
31/07/2024	02:00	0	0	0	0	0	0	0	0	0	0	0	0	0	0	0	0	0	0	0	0	0	0	*	*	*	*
31/07/2024	03:00	0	0	0	0	0	0	0	0	0	0	0	0	0	0	0	0	0	0	0	0	0	0	*	*	*	*
31/07/2024	04:00	0	0	0	0	0	0	0	1	0	0	0	0	0	0	0	0	0	0	0	1	47	50	40 to 50	100.0	1	100.0
31/07/2024	05:00	0	0	0	0	1	2	2	0	0	1	0	0	0	0	0	0	0	0	0	6	41.2	45	35 to 45	66.7	6	100.0
31/07/2024	06:00	0	0	0	1	12	3	2	1	1	0	0	0	0	0	0	0	0	0	0	20	35.5	42.5	30 to 40	75.0	19	95.0
31/07/2024	07:00	0	0	4	15	17	25	11	16	5	3	0	0	0	0	0	0	0	0	0	96	37.9	48.1	30 to 40	43.8	77	80.2
31/07/2024	08:00	0	0	6	38	42	35	9	4	0	0	0	0	0	0	0	0	0	0	0	134	32.9	39	25 to 35	59.7	90	67.2
31/07/2024	09:00	2	2	2	31	34	24	9	3	0	0	1	0	0	0	0	0	0	0	0	108	32.6	39.4	25 to 35	60.2	71	65.7
31/07/2024	10:00	2	2	9	50	47	28	9	3	0	0	0	0	0	0	0	0	0	0	0	150	31.5	38.2	25 to 35	64.7	87	58.0
31/07/2024	11:00	1	2	17	37	47	15	8	0	0	0	0	0	0	0	0	0	0	0	0	127	30.4	36.3	25 to 35	66.1	70	55.1
31/07/2024	12:00	1	0	3	35	49	30	5	3	0	1	0	0	0	0	0	0	0	0	0	127	32.8	38.3	25 to 35	66.1	88	69.3
31/07/2024	13:00	0	0	5	43	37	27	9	3	0	0	0	0	0	0	0	0	0	0	0	124	32.4	38.7	25 to 35	64.5	76	61.3
31/07/2024	14:00	1	4	4	39	37	23	8	0	1	1	0	0	0	0	0	0	0	0	0	118	31.7	38.3	25 to 35	64.4	70	59.3
31/07/2024	15:00	0	1	11	32	27	25	11	2	1	1	0	0	0	0	0	0	0	0	0	111	32.6	39.6	25 to 35	53.2	67	60.4
31/07/2024	16:00	0	1	3	23	38	24	14	3	0	0	0	0	0	0	0	0	0	0	0	106	33.7	40.4	30 to 40	58.5	79	74.5
31/07/2024	17:00	3	0	10	16	34	16	19	2	1	0	0	0	0	0	0	0	0	0	0	101	33.1	41.8	25 to 35	49.5	72	71.3
31/07/2024	18:00	0	0	5	26	36	24	12	4	1	1	0	0	0	0	0	0	0	0	0	109	33.9	40.8	25 to 35	56.9	78	71.6
31/07/2024	19:00	0	0	2	22	23	25	7	1	4	0	0	0	0	0	0	0	0	0	0	84	34.2	39.8	30 to 40	57.1	60	71.4
31/07/2024	20:00	0	0	3	5	17	8	2	3	0	0	0	0	0	0	0	0	0	0	0	38	33.5	39.4	30 to 40	65.8	30	78.9
31/07/2024	21:00	0	0	3	13	9	5	5	0	0	0	0	0	0	0	0	0	0	0	0	35	31.7	40	25 to 35	62.9	19	54.3
31/07/2024	22:00	15	0	1	3	6	4	2	3	0	0	0	0	0	0	0	0	0	0	0	34	23	40	0 to 10	44.1	15	44.1
31/07/2024	23:00	0	0	0	2	5	4	1	0	0	0	0	0	0	0	0	0	0	0	0	12	33.7	38.8	30 to 40	75.0	10	83.3
24 Hr Summary		25	12	88	432	519	349	145	53	14	8	1	0	0	0	0	0	0	0	0	1646	32.8	39.6	25 to 35	57.8	1089	66.2

Incoming Histogram
 Tue22Aug24
 SAM 9640

from Thu-Mar-21-2024-01-00-PM to Thu-Aug-22-2024-08-59-PM

Date	Starting Hr:min	<15	15 to <20	20 to <25	25 to <30	30 to <35	35 to <40	40 to <45	45 to <50	50 to <55	55 to <60	60 to <65	65 to <70	70 to <75	75 to <80	80 to <85	85 to <90	90 to <95	95 to <100	100 to >105	Total Counts	Avg Speed (MPH)	85pct Speed	10MPH Pace	% in pace	# of Speeders	% Speeders
01/08/2024	00:00	0	0	0	0	1	1	2	1	0	0	0	0	0	0	0	0	0	0	0	5	40	45	35 to 45	60.0	5	100.0
01/08/2024	01:00	0	0	0	0	1	0	0	0	0	0	0	0	0	0	0	0	0	0	0	1	32	35	25 to 35	100.0	1	100.0
01/08/2024	02:00	0	0	0	0	0	2	0	0	0	0	0	0	0	0	0	0	0	0	0	2	37	40	30 to 40	100.0	2	100.0
01/08/2024	03:00	0	0	0	0	0	0	0	0	0	0	0	0	0	0	0	0	0	0	0	0	0	0	*	*	*	*
01/08/2024	04:00	0	0	0	0	0	0	0	1	1	0	0	0	0	0	0	0	0	0	0	2	49.5	55	45 to 55	100.0	2	100.0
01/08/2024	05:00	0	0	0	0	1	0	2	1	1	0	0	0	0	0	0	0	0	0	0	5	43.2	50	40 to 50	60.0	5	100.0
01/08/2024	06:00	0	0	1	5	3	5	5	3	0	0	0	0	0	0	0	0	0	0	0	22	36	45	35 to 45	45.5	16	72.7
01/08/2024	07:00	0	0	2	17	20	21	23	12	1	0	0	0	0	0	0	0	0	0	0	96	36.8	44.8	35 to 45	45.8	77	80.2
01/08/2024	08:00	0	1	9	42	32	23	9	2	0	0	0	0	0	0	0	0	0	0	0	118	31.7	38.5	25 to 35	62.7	66	55.9
01/08/2024	09:00	0	0	15	34	36	26	9	4	0	1	0	0	0	0	0	0	0	0	0	125	32.2	39	25 to 35	56.0	76	60.8
01/08/2024	10:00	0	1	3	23	49	17	6	5	0	0	0	0	0	0	0	0	0	0	0	104	32.9	38.5	25 to 35	69.2	77	74.0
01/08/2024	11:00	0	1	11	28	36	23	5	2	0	0	0	0	0	0	0	0	0	0	0	106	31.7	38	25 to 35	60.4	66	62.3
01/08/2024	12:00	0	0	15	36	39	12	7	2	0	0	0	0	0	0	0	0	0	0	0	111	30.9	36.7	25 to 35	67.6	60	54.1
01/08/2024	13:00	0	1	7	33	45	25	11	0	0	0	0	0	0	0	0	0	0	0	0	122	32.3	38.6	25 to 35	63.9	81	66.4
01/08/2024	14:00	1	2	10	46	49	31	8	2	0	0	0	0	0	0	0	0	0	0	0	149	31.6	38.1	25 to 35	63.8	90	60.4
01/08/2024	15:00	1	2	6	22	42	28	11	7	1	0	0	0	0	0	0	0	0	0	0	120	33.7	40.5	30 to 40	58.3	89	74.2
01/08/2024	16:00	0	3	12	31	38	22	10	2	1	0	0	0	0	0	0	0	0	0	0	119	31.9	38.9	25 to 35	58.0	73	61.3
01/08/2024	17:00	0	0	5	25	31	37	11	5	1	0	0	0	0	0	0	0	0	0	0	115	34.3	40	30 to 40	59.1	85	73.9
01/08/2024	18:00	0	0	2	15	17	25	13	2	0	0	0	0	0	0	0	0	0	0	0	74	34.9	41.5	30 to 40	56.8	57	77.0
01/08/2024	19:00	3	0	4	16	20	22	6	3	0	0	0	0	0	0	0	0	0	0	0	74	32.7	39.5	30 to 40	56.8	51	68.9
01/08/2024	20:00	0	0	0	10	11	13	0	3	0	0	0	0	0	0	0	0	0	0	0	37	34	38.8	30 to 40	64.9	27	73.0
01/08/2024	21:00	0	0	1	8	11	7	5	0	0	0	1	0	0	0	0	0	0	0	0	33	34.2	41	25 to 35	57.6	24	72.7
01/08/2024	22:00	0	0	1	2	2	1	3	1	1	0	0	0	0	0	0	0	0	0	0	11	36.5	45	25 to 35	36.4	8	72.7
01/08/2024	23:00	0	0	0	4	5	1	2	0	2	2	0	0	0	0	0	0	0	0	0	16	38.1	55	25 to 35	56.3	12	75.0
24 Hr Summary		5	11	104	397	489	342	148	58	9	3	1	0	0	0	0	0	0	0	0	1567	33	39.8	25 to 35	56.5	1050	67.0

Incoming Histogram
 Tue22Aug24
 SAM 9640

from Thu-Mar-21-2024-01-00-PM to Thu-Aug-22-2024-08-59-PM

Date	Starting Hr:min	<15	15 to <20	20 to <25	25 to <30	30 to <35	35 to <40	40 to <45	45 to <50	50 to <55	55 to <60	60 to <65	65 to <70	70 to <75	75 to <80	80 to <85	85 to <90	90 to <95	95 to <100	100 to >105	Total Counts	Avg Speed (MPH)	85pct Speed	10MPH Pace	% in pace	# of Speeders	% Speeders
02/08/2024	00:00	0	0	0	0	1	0	1	0	0	0	1	0	0	0	0	0	0	0	0	3	45.3	65	25 to 35	33.3	3	100.0
02/08/2024	01:00	0	0	0	1	1	0	0	0	0	0	0	0	0	0	0	0	0	0	0	2	29.5	35	25 to 35	100.0	1	50.0
02/08/2024	02:00	0	0	0	0	0	0	0	0	0	0	0	0	0	0	0	0	0	0	0	0	0	0	*	*	*	*
02/08/2024	03:00	0	0	0	0	1	1	0	1	0	0	0	0	0	0	0	0	0	0	0	3	38.7	50	30 to 40	66.7	3	100.0
02/08/2024	04:00	0	0	0	0	0	0	1	0	0	0	0	0	0	0	0	0	0	0	0	1	42	45	35 to 45	100.0	1	100.0
02/08/2024	05:00	0	0	0	0	0	2	0	0	0	1	0	0	0	0	0	0	0	0	0	3	43.7	60	30 to 40	66.7	3	100.0
02/08/2024	06:00	0	2	0	3	4	8	5	6	2	0	0	0	0	0	0	0	0	0	0	30	38.1	48.3	35 to 45	43.3	25	83.3
02/08/2024	07:00	0	1	4	11	18	21	20	4	4	0	0	0	0	0	0	0	0	0	0	83	36.3	44	35 to 45	49.4	67	80.7
02/08/2024	08:00	0	0	7	38	38	22	16	5	1	1	0	0	0	0	0	0	0	0	0	128	33.4	41.2	25 to 35	59.4	83	64.8
02/08/2024	09:00	1	7	8	46	34	26	8	2	1	0	0	0	0	0	0	0	0	0	0	133	31.1	38.3	25 to 35	60.2	71	53.4
02/08/2024	10:00	0	1	10	42	43	27	11	2	0	0	0	0	0	0	0	0	0	0	0	136	32	38.7	25 to 35	62.5	83	61.0
02/08/2024	11:00	2	1	7	46	47	22	6	1	0	1	0	0	0	0	0	0	0	0	0	133	31.3	37.3	25 to 35	69.9	77	57.9
02/08/2024	12:00	2	2	14	32	43	24	10	1	0	0	0	0	0	0	0	0	0	0	0	128	31.3	38.3	25 to 35	58.6	78	60.9
02/08/2024	13:00	0	2	14	47	46	22	9	0	0	1	0	0	0	0	0	0	0	0	0	141	31.1	37.5	25 to 35	66.0	78	55.3
02/08/2024	14:00	0	2	5	27	44	29	11	1	3	0	0	0	0	0	0	0	0	0	0	122	33.3	39.5	30 to 40	59.8	88	72.1
02/08/2024	15:00	0	0	6	37	43	37	10	2	1	0	0	0	0	0	0	0	0	0	0	136	33.1	39.1	25 to 35	58.8	93	68.4
02/08/2024	16:00	1	2	5	31	48	27	7	0	0	0	0	0	0	0	0	0	0	0	0	121	32	38	25 to 35	65.3	82	67.8
02/08/2024	17:00	0	0	11	39	46	27	14	3	2	0	0	0	0	0	0	0	0	0	0	142	32.8	39.6	25 to 35	59.9	92	64.8
02/08/2024	18:00	0	3	6	21	32	20	16	7	0	1	0	0	0	0	0	0	0	0	0	106	34.1	42.5	25 to 35	50.0	76	71.7
02/08/2024	19:00	0	0	4	14	15	18	5	7	1	0	0	0	0	0	0	0	0	0	0	64	34.7	43	30 to 40	51.6	46	71.9
02/08/2024	20:00	1	0	2	9	17	8	12	1	1	0	0	0	0	0	0	0	0	0	0	51	34.4	42.5	25 to 35	51.0	39	76.5
02/08/2024	21:00	0	1	0	9	9	10	3	1	0	1	1	0	0	0	0	0	0	0	0	35	34.8	41.7	30 to 40	54.3	25	71.4
02/08/2024	22:00	0	0	1	8	6	3	6	1	2	0	0	0	0	0	0	0	0	0	0	27	35.1	44.2	25 to 35	51.9	18	66.7
02/08/2024	23:00	0	0	0	1	2	5	2	0	0	0	0	0	0	0	0	0	0	0	0	10	36.1	40	30 to 40	70.0	9	90.0
24 Hr Summary		7	24	104	462	538	359	173	45	18	6	2	0	0	0	0	0	0	0	0	1738	32.9	39.8	25 to 35	57.5	1141	65.7

Incoming Histogram
 Tue22Aug24
 SAM 9640

from Thu-Mar-21-2024-01-00-PM to Thu-Aug-22-2024-08-59-PM

Date	Starting Hr:min	<15	15 to <20	20 to <25	25 to <30	30 to <35	35 to <40	40 to <45	45 to <50	50 to <55	55 to <60	60 to <65	65 to <70	70 to <75	75 to <80	80 to <85	85 to <90	90 to <95	95 to <100	100 to >105	Total Counts	Avg Speed (MPH)	85pct Speed	10MPH Pace	% in pace	# of Speeders	% Speeders
03/08/2024	00:00	0	0	0	1	3	1	2	0	0	0	0	0	0	0	0	0	0	0	0	7	34.9	42.5	25 to 35	57.1	6	85.7
03/08/2024	01:00	0	0	0	0	0	0	0	0	0	0	0	0	0	0	0	0	0	0	0	0	0	0	*	*	*	*
03/08/2024	02:00	0	1	1	0	1	0	0	0	0	0	0	0	0	0	0	0	0	0	0	3	23.7	35	15 to 25	66.7	1	33.3
03/08/2024	03:00	0	0	0	0	0	0	0	0	0	0	0	0	0	0	0	0	0	0	0	0	0	0	*	*	*	*
03/08/2024	04:00	0	0	1	0	0	0	0	0	0	0	0	0	0	0	0	0	0	0	0	1	22	25	15 to 25	100.0	*	*
03/08/2024	05:00	0	0	0	0	1	1	1	1	1	0	0	0	0	0	0	0	0	0	0	5	42	50	30 to 40	40.0	5	100.0
03/08/2024	06:00	0	0	0	1	2	2	2	2	1	0	0	0	0	0	0	0	0	0	0	10	39.5	47.5	30 to 40	40.0	9	90.0
03/08/2024	07:00	3	1	9	10	14	12	7	5	1	1	0	0	0	0	0	0	0	0	0	63	32.7	43.6	30 to 40	41.3	40	63.5
03/08/2024	08:00	1	0	1	18	33	21	8	4	0	0	0	0	0	0	0	0	0	0	0	86	33.7	39.8	30 to 40	62.8	66	76.7
03/08/2024	09:00	1	4	19	67	72	24	10	1	0	0	0	0	0	0	0	0	0	0	0	198	30.5	36	25 to 35	70.2	107	54.0
03/08/2024	10:00	0	1	24	68	62	34	2	0	0	0	0	0	0	0	0	0	0	0	0	191	30.3	36	25 to 35	68.1	98	51.3
03/08/2024	11:00	3	6	21	73	76	29	5	1	0	0	0	0	0	0	0	0	0	0	0	214	30	35.5	25 to 35	69.6	111	51.9
03/08/2024	12:00	1	2	13	51	52	26	5	3	0	0	0	0	0	0	0	0	0	0	0	153	31	37.1	25 to 35	67.3	86	56.2
03/08/2024	13:00	3	2	30	75	61	23	3	2	0	0	0	0	0	0	0	0	0	0	0	199	29.5	34.8	25 to 35	68.3	89	44.7
03/08/2024	14:00	1	1	20	33	35	25	8	2	1	0	0	0	0	0	0	0	0	0	0	126	31.2	38.4	25 to 35	54.0	71	56.3
03/08/2024	15:00	4	1	2	31	45	17	15	1	0	0	0	0	0	0	0	0	0	0	0	116	32.2	39.7	25 to 35	65.5	78	67.2
03/08/2024	16:00	0	3	13	44	33	29	16	0	1	0	0	0	0	0	0	0	0	0	0	139	31.9	39.3	25 to 35	55.4	79	56.8
03/08/2024	17:00	1	0	4	28	26	32	13	5	0	0	0	0	0	0	0	0	0	0	0	109	33.9	40.8	30 to 40	53.2	76	69.7
03/08/2024	18:00	0	0	3	13	19	21	15	3	0	0	0	0	0	0	0	0	0	0	0	74	35.1	42.3	30 to 40	54.1	58	78.4
03/08/2024	19:00	0	0	0	8	9	13	6	1	1	1	0	0	0	0	0	0	0	0	0	39	35.9	42.5	30 to 40	56.4	31	79.5
03/08/2024	20:00	0	3	1	10	9	5	4	1	2	0	0	0	0	0	0	0	0	0	0	35	32.7	42.5	25 to 35	54.3	21	60.0
03/08/2024	21:00	0	2	4	8	7	6	1	0	1	0	0	0	0	0	0	0	0	0	0	29	30.6	38.3	25 to 35	51.7	15	51.7
03/08/2024	22:00	0	0	2	6	13	2	4	2	1	0	0	0	0	0	0	0	0	0	0	30	33.9	43.8	25 to 35	63.3	22	73.3
03/08/2024	23:00	0	0	0	1	7	5	2	2	1	0	0	0	0	0	0	0	0	0	0	18	37.2	45	30 to 40	66.7	17	94.4
24 Hr Summary		18	27	168	546	580	328	129	36	11	2	0	0	0	0	0	0	0	0	0	1845	31.6	38.5	25 to 35	61.0	1086	58.9

Incoming Histogram
 Tue22Aug24
 SAM 9640

from Thu-Mar-21-2024-01-00-PM to Thu-Aug-22-2024-08-59-PM

Date	Starting Hr:min	<15	15 to <20	20 to <25	25 to <30	30 to <35	35 to <40	40 to <45	45 to <50	50 to <55	55 to <60	60 to <65	65 to <70	70 to <75	75 to <80	80 to <85	85 to <90	90 to <95	95 to <100	100 to >105	Total Counts	Avg Speed (MPH)	85pct Speed	10MPH Pace	% in pace	# of Speeders	% Speeders
04/08/2024	00:00	0	0	0	2	1	2	1	0	0	0	0	0	0	0	0	0	0	0	0	6	33.8	40	25 to 35	50.0	4	66.7
04/08/2024	01:00	0	0	0	0	3	1	1	0	0	0	0	0	0	0	0	0	0	0	0	5	35.2	40	30 to 40	80.0	5	100.0
04/08/2024	02:00	0	0	0	0	0	1	0	0	0	0	0	0	0	0	0	0	0	0	0	1	37	40	30 to 40	100.0	1	100.0
04/08/2024	03:00	0	0	0	0	0	1	0	0	0	0	0	0	0	0	0	0	0	0	0	1	37	40	30 to 40	100.0	1	100.0
04/08/2024	04:00	0	0	0	2	0	0	0	0	0	0	0	0	0	0	0	0	0	0	0	2	27.5	30	20 to 30	100.0	*	*
04/08/2024	05:00	0	0	0	0	0	1	1	0	0	0	0	0	0	0	0	0	0	0	0	2	39.5	45	35 to 45	100.0	2	100.0
04/08/2024	06:00	0	0	0	1	4	3	2	1	0	0	0	0	0	0	0	0	0	0	0	11	36.2	42.5	30 to 40	63.6	10	90.9
04/08/2024	07:00	1	0	1	2	5	4	3	0	4	0	0	0	0	0	0	0	0	0	0	20	36.7	51.2	30 to 40	45.0	16	80.0
04/08/2024	08:00	0	1	3	9	8	7	4	2	1	0	0	0	0	0	0	0	0	0	0	35	33.1	42.5	25 to 35	48.6	22	62.9
04/08/2024	09:00	0	1	5	37	38	17	3	1	0	2	0	0	0	0	0	0	0	0	0	104	31.7	37.1	25 to 35	72.1	61	58.7
04/08/2024	10:00	1	0	10	21	35	29	3	1	0	0	0	0	0	0	0	0	0	0	0	100	32	38.1	30 to 40	64.0	68	68.0
04/08/2024	11:00	0	2	9	42	36	18	10	3	0	0	0	0	0	0	0	0	0	0	0	120	31.6	38.6	25 to 35	65.0	67	55.8
04/08/2024	12:00	0	1	9	31	31	24	7	4	0	0	0	0	0	0	0	0	0	0	0	107	32.3	39	25 to 35	57.9	66	61.7
04/08/2024	13:00	3	1	5	37	30	20	8	4	0	0	1	0	0	0	0	0	0	0	0	109	32	39.2	25 to 35	61.5	63	57.8
04/08/2024	14:00	1	3	11	29	36	25	7	1	0	0	0	0	0	0	0	0	0	0	0	113	31.4	38.2	25 to 35	57.5	69	61.1
04/08/2024	15:00	0	0	2	21	30	24	9	2	2	0	0	0	0	0	0	0	0	0	0	90	34	39.8	30 to 40	60.0	67	74.4
04/08/2024	16:00	0	0	4	37	30	21	6	1	0	0	0	0	0	0	0	0	0	0	0	99	31.9	38.1	25 to 35	67.7	58	58.6
04/08/2024	17:00	4	3	7	20	26	15	9	1	0	0	0	0	0	0	0	0	0	0	0	85	30.9	39	25 to 35	54.1	51	60.0
04/08/2024	18:00	0	0	4	11	17	16	6	3	0	0	0	0	0	0	0	0	0	0	0	57	33.9	40	30 to 40	57.9	42	73.7
04/08/2024	19:00	0	2	1	5	10	10	2	2	0	0	0	0	0	0	0	0	0	0	0	32	33.3	39.5	30 to 40	62.5	24	75.0
04/08/2024	20:00	0	0	4	5	9	4	2	0	1	0	0	0	0	0	0	0	0	0	0	25	31.9	38.8	25 to 35	56.0	16	64.0
04/08/2024	21:00	0	0	2	4	3	9	3	0	0	1	0	0	0	0	0	0	0	0	0	22	34.8	41.7	30 to 40	54.5	16	72.7
04/08/2024	22:00	0	0	0	3	0	2	2	0	0	0	0	0	0	0	0	0	0	0	0	7	34.1	42.5	35 to 45	57.1	4	57.1
04/08/2024	23:00	0	0	0	1	3	1	1	0	0	0	0	0	0	0	0	0	0	0	0	6	33.7	40	25 to 35	66.7	5	83.3
24 Hr Summary		10	14	77	320	355	255	90	26	8	3	1	0	0	0	0	0	0	0	0	1159	32.4	39.1	25 to 35	58.2	738	63.7

Incoming Histogram
 Tue22Aug24
 SAM 9640

from Thu-Mar-21-2024-01-00-PM to Thu-Aug-22-2024-08-59-PM

Date	Starting Hr:min	<15	15 to <20	20 to <25	25 to <30	30 to <35	35 to <40	40 to <45	45 to <50	50 to <55	55 to <60	60 to <65	65 to <70	70 to <75	75 to <80	80 to <85	85 to <90	90 to <95	95 to <100	100 to >105	Total Counts	Avg Speed (MPH)	85pct Speed	10MPH Pace	% in pace	# of Speeders	% Speeders
05/08/2024	00:00	0	0	0	2	1	1	0	0	0	0	0	0	0	0	0	0	0	0	0	4	30.8	35	25 to 35	75.0	2	50.0
05/08/2024	01:00	0	0	0	0	0	2	1	0	0	0	0	0	0	0	0	0	0	0	0	3	39	45	35 to 45	100.0	3	100.0
05/08/2024	02:00	0	0	0	0	0	0	0	0	0	0	0	0	0	0	0	0	0	0	0	0	0	0	*	*	*	*
05/08/2024	03:00	0	0	0	0	0	0	0	0	0	0	0	0	0	0	0	0	0	0	0	0	0	0	*	*	*	*
05/08/2024	04:00	0	0	0	1	0	0	0	0	0	0	0	0	0	0	0	0	0	0	0	1	27	30	20 to 30	100.0	*	*
05/08/2024	05:00	0	0	0	0	1	3	4	2	0	0	0	0	0	0	0	0	0	0	0	10	40.7	45	35 to 45	70.0	10	100.0
05/08/2024	06:00	0	0	0	2	2	4	6	3	0	0	0	0	0	0	0	0	0	0	0	17	39	45	35 to 45	58.8	15	88.2
05/08/2024	07:00	0	1	2	11	20	16	23	9	1	0	0	0	0	0	0	0	0	0	0	83	36.9	44.6	35 to 45	47.0	69	83.1
05/08/2024	08:00	0	1	4	33	41	26	7	4	1	0	0	0	0	0	0	0	0	0	0	117	32.9	38.8	25 to 35	63.2	79	67.5
05/08/2024	09:00	0	0	8	26	34	25	8	0	2	0	0	0	0	0	0	0	0	0	0	103	32.7	39	25 to 35	58.3	69	67.0
05/08/2024	10:00	0	3	19	39	33	30	5	1	0	0	0	0	0	0	0	0	0	0	0	130	30.7	37.7	25 to 35	55.4	69	53.1
05/08/2024	11:00	1	4	3	42	43	36	7	4	0	0	0	0	0	0	0	0	0	0	0	140	32.3	38.6	25 to 35	60.7	90	64.3
05/08/2024	12:00	0	5	9	39	38	21	13	2	0	0	0	0	0	0	0	0	0	0	0	127	31.6	39	25 to 35	60.6	74	58.3
05/08/2024	13:00	0	1	9	32	38	14	5	5	0	0	0	0	0	0	0	0	0	0	0	104	31.7	37.9	25 to 35	67.3	62	59.6
05/08/2024	14:00	3	3	13	19	21	18	7	1	1	0	0	0	0	0	0	0	0	0	0	86	30.7	38.9	25 to 35	46.5	48	55.8
05/08/2024	15:00	1	1	2	25	38	14	14	2	0	0	0	0	0	0	0	0	0	0	0	97	33	40.4	25 to 35	64.9	68	70.1
05/08/2024	16:00	0	0	7	32	41	24	19	3	0	0	0	0	0	0	0	0	0	0	0	126	33.4	40.8	25 to 35	57.9	87	69.0
05/08/2024	17:00	1	2	2	21	44	18	8	1	0	0	0	0	0	0	0	0	0	0	0	97	32.5	38.3	25 to 35	67.0	71	73.2
05/08/2024	18:00	1	0	3	24	29	17	8	1	0	0	0	0	0	0	0	0	0	0	0	83	32.4	39.1	25 to 35	63.9	55	66.3
05/08/2024	19:00	0	0	0	9	14	11	6	0	1	0	0	0	0	0	0	0	0	0	0	41	34.5	40.8	30 to 40	61.0	32	78.0
05/08/2024	20:00	0	0	3	8	5	3	3	2	0	0	0	0	0	0	0	0	0	0	0	24	32.4	41.7	25 to 35	54.2	13	54.2
05/08/2024	21:00	0	0	1	3	6	3	0	2	0	0	1	0	0	0	0	0	0	0	0	16	35.3	47.5	25 to 35	56.3	12	75.0
05/08/2024	22:00	0	0	0	3	8	4	3	1	0	1	0	0	0	0	0	0	0	0	0	20	36	43.3	30 to 40	60.0	17	85.0
05/08/2024	23:00	0	0	1	0	1	0	0	1	0	1	0	0	0	0	0	0	0	0	0	4	39.5	50	15 to 25	25.0	3	75.0
24 Hr Summary		7	21	86	371	458	290	147	44	6	2	1	0	0	0	0	0	0	0	0	1433	32.8	39.7	25 to 35	57.9	948	66.2

Incoming Histogram
 Tue22Aug24
 SAM 9640

from Thu-Mar-21-2024-01-00-PM to Thu-Aug-22-2024-08-59-PM

Date	Starting Hr:min	<15	15 to <20	20 to <25	25 to <30	30 to <35	35 to <40	40 to <45	45 to <50	50 to <55	55 to <60	60 to <65	65 to <70	70 to <75	75 to <80	80 to <85	85 to <90	90 to <95	95 to <100	100 to >105	Total Counts	Avg Speed (MPH)	85pct Speed	10MPH Pace	% in pace	# of Speeders	% Speeders
06/08/2024	00:00	0	0	0	0	2	1	0	1	0	0	0	0	0	0	0	0	0	0	0	4	37	40	30 to 40	75.0	4	100.0
06/08/2024	01:00	0	0	0	0	1	0	0	0	0	0	0	0	0	0	0	0	0	0	0	1	32	35	25 to 35	100.0	1	100.0
06/08/2024	02:00	0	0	0	0	0	0	0	0	0	0	0	0	0	0	0	0	0	0	0	0	0	0	*	*	*	*
06/08/2024	03:00	0	0	0	0	0	0	0	0	0	0	0	0	0	0	0	0	0	0	0	0	0	0	*	*	*	*
06/08/2024	04:00	0	0	0	0	0	0	1	0	0	0	0	0	0	0	0	0	0	0	0	1	42	45	35 to 45	100.0	1	100.0
06/08/2024	05:00	0	0	0	0	0	0	3	0	1	0	0	0	0	0	0	0	0	0	0	4	44.5	45	35 to 45	75.0	4	100.0
06/08/2024	06:00	0	0	1	1	3	4	4	2	0	0	0	0	0	0	0	0	0	0	0	15	37.1	45	35 to 45	53.3	13	86.7
06/08/2024	07:00	0	2	2	16	27	22	9	8	1	0	0	0	0	0	0	0	0	0	0	87	34.7	42.8	30 to 40	56.3	67	77.0
06/08/2024	08:00	0	2	10	41	38	23	8	3	1	0	0	0	0	0	0	0	0	0	0	126	31.8	38.5	25 to 35	62.7	73	57.9
06/08/2024	09:00	0	0	11	40	38	26	6	1	0	0	0	0	0	0	0	0	0	0	0	122	31.5	37.9	25 to 35	63.9	71	58.2
06/08/2024	10:00	1	1	15	44	25	31	3	0	1	0	0	0	0	0	0	0	0	0	0	121	30.7	37.7	25 to 35	57.0	60	49.6
06/08/2024	11:00	0	2	16	50	40	20	6	3	1	0	0	0	0	0	0	0	0	0	0	138	30.8	37.2	25 to 35	65.2	70	50.7
06/08/2024	12:00	0	0	12	34	32	21	13	1	0	0	0	0	0	0	0	0	0	0	0	113	32	39.3	25 to 35	58.4	67	59.3
06/08/2024	13:00	0	0	9	31	36	27	7	0	1	0	0	0	0	0	0	0	0	0	0	111	32.2	38.3	25 to 35	60.4	71	64.0
06/08/2024	14:00	0	0	9	29	49	23	6	3	0	0	0	0	0	0	0	0	0	0	0	119	32.3	38	25 to 35	65.5	81	68.1
06/08/2024	15:00	0	2	14	46	42	16	5	0	0	0	0	0	0	0	0	0	0	0	0	125	30.2	35.6	25 to 35	70.4	63	50.4
06/08/2024	16:00	6	12	10	37	30	19	6	0	0	0	0	0	0	0	0	0	0	0	0	120	28.8	36.8	25 to 35	55.8	55	45.8
06/08/2024	17:00	0	1	18	48	32	31	7	2	1	0	0	0	0	0	0	0	0	0	0	140	31.3	38.2	25 to 35	57.1	73	52.1
06/08/2024	18:00	1	0	3	15	35	18	12	2	2	0	0	0	0	0	0	0	0	0	0	88	34.1	41.2	30 to 40	60.2	69	78.4
06/08/2024	19:00	1	0	1	12	20	12	5	2	1	0	0	0	0	0	0	0	0	0	0	54	33.5	40	25 to 35	59.3	40	74.1
06/08/2024	20:00	0	0	0	4	5	3	5	2	1	0	0	0	0	0	0	0	0	0	0	20	36.8	45	25 to 35	45.0	16	80.0
06/08/2024	21:00	0	2	3	4	12	3	2	2	0	0	0	0	0	0	0	0	0	0	0	28	31.7	40	25 to 35	57.1	19	67.9
06/08/2024	22:00	0	0	0	1	5	8	3	2	0	0	0	0	0	0	0	0	0	0	0	19	37.1	43.3	30 to 40	68.4	18	94.7
06/08/2024	23:00	0	0	0	0	1	2	0	0	0	0	0	0	0	0	0	0	0	0	0	3	35.7	40	30 to 40	100.0	3	100.0
24 Hr Summary		9	24	134	453	473	310	111	34	11	0	0	0	0	0	0	0	0	0	0	1559	31.9	38.7	25 to 35	59.4	939	60.2

Incoming Histogram
 Tue22Aug24
 SAM 9640

from Thu-Mar-21-2024-01-00-PM to Thu-Aug-22-2024-08-59-PM

Date	Starting Hr:min	<15	15 to <20	20 to <25	25 to <30	30 to <35	35 to <40	40 to <45	45 to <50	50 to <55	55 to <60	60 to <65	65 to <70	70 to <75	75 to <80	80 to <85	85 to <90	90 to <95	95 to <100	100 to >105	Total Counts	Avg Speed (MPH)	85pct Speed	10MPH Pace	% in pace	# of Speeders	% Speeders
07/08/2024	00:00	0	0	0	2	1	2	0	0	1	0	0	0	0	0	0	0	0	0	0	6	35.3	40	25 to 35	50.0	4	66.7
07/08/2024	01:00	0	0	0	0	0	0	0	0	0	0	0	0	0	0	0	0	0	0	0	0	0	0	*	*	*	*
07/08/2024	02:00	0	0	0	0	0	0	0	0	0	0	0	0	0	0	0	0	0	0	0	0	0	0	*	*	*	*
07/08/2024	03:00	0	0	0	0	0	1	0	0	0	0	0	0	0	0	0	0	0	0	0	1	37	40	30 to 40	100.0	1	100.0
07/08/2024	04:00	0	0	0	0	0	0	0	0	0	0	0	0	0	0	0	0	0	0	0	0	0	0	*	*	*	*
07/08/2024	05:00	0	0	0	0	1	0	3	0	1	0	0	0	0	0	0	0	0	0	0	5	42	45	35 to 45	60.0	5	100.0
07/08/2024	06:00	0	0	0	1	4	6	4	3	0	0	0	0	0	0	0	0	0	0	0	18	38.3	45	30 to 40	55.6	17	94.4
07/08/2024	07:00	0	1	2	22	23	15	25	11	0	0	0	0	0	0	0	0	0	0	0	99	35.8	44.2	25 to 35	45.5	74	74.7
07/08/2024	08:00	0	4	11	31	49	30	15	1	1	1	0	0	0	0	0	0	0	0	0	143	32.6	39.5	25 to 35	55.9	97	67.8
07/08/2024	09:00	0	4	10	33	45	21	7	5	0	0	0	0	0	0	0	0	0	0	0	125	31.8	38.3	25 to 35	62.4	78	62.4
07/08/2024	10:00	1	2	14	39	49	29	6	2	0	0	0	0	0	0	0	0	0	0	0	142	31.3	37.8	25 to 35	62.0	86	60.6
07/08/2024	11:00	0	0	6	32	46	27	8	0	0	0	0	0	0	0	0	0	0	0	0	119	32.4	38.1	25 to 35	65.5	81	68.1
07/08/2024	12:00	0	2	16	50	36	28	7	0	0	0	0	0	0	0	0	0	0	0	0	139	30.7	37.5	25 to 35	61.9	71	51.1
07/08/2024	13:00	0	0	9	38	35	24	9	0	0	0	0	0	0	0	0	0	0	0	0	115	31.7	38.3	25 to 35	63.5	68	59.1
07/08/2024	14:00	0	2	4	38	40	16	7	2	1	0	0	0	0	0	0	0	0	0	0	110	31.8	38.1	25 to 35	70.9	66	60.0
07/08/2024	15:00	1	2	8	53	37	28	13	1	0	0	0	0	0	0	0	0	0	0	0	143	31.6	38.8	25 to 35	62.9	79	55.2
07/08/2024	16:00	0	0	6	39	34	32	8	2	0	0	0	0	0	0	0	0	0	0	0	121	32.5	38.8	25 to 35	60.3	76	62.8
07/08/2024	17:00	0	0	7	30	38	28	11	4	0	0	0	0	0	0	0	0	0	0	0	118	33.2	39.5	25 to 35	57.6	81	68.6
07/08/2024	18:00	1	0	5	21	28	17	11	2	1	1	0	0	0	0	0	0	0	0	0	87	33.4	40.9	25 to 35	56.3	60	69.0
07/08/2024	19:00	0	0	4	12	22	8	6	6	1	0	0	0	0	0	0	0	0	0	0	59	34.1	43.3	25 to 35	57.6	43	72.9
07/08/2024	20:00	0	0	0	16	13	7	2	0	0	1	0	0	0	0	0	0	0	0	0	39	32.3	37.9	25 to 35	74.4	23	59.0
07/08/2024	21:00	0	0	7	15	8	7	2	1	0	0	0	0	0	0	0	0	0	0	0	40	30.4	37.9	25 to 35	57.5	18	45.0
07/08/2024	22:00	0	0	0	7	6	3	5	1	0	1	0	0	0	0	0	0	0	0	0	23	35.3	44	25 to 35	56.5	16	69.6
07/08/2024	23:00	0	0	0	2	2	1	0	0	0	0	0	0	0	0	0	0	0	0	0	5	31	35	25 to 35	80.0	3	60.0
24 Hr Summary		3	17	109	481	517	330	149	41	6	4	0	0	0	0	0	0	0	0	0	1657	32.5	39.3	25 to 35	60.2	1047	63.2

Incoming Histogram
 Tue22Aug24
 SAM 9640

from Thu-Mar-21-2024-01-00-PM to Thu-Aug-22-2024-08-59-PM

Date	Starting Hr:min	<15	15 to <20	20 to <25	25 to <30	30 to <35	35 to <40	40 to <45	45 to <50	50 to <55	55 to <60	60 to <65	65 to <70	70 to <75	75 to <80	80 to <85	85 to <90	90 to <95	95 to <100	100 to >105	Total Counts	Avg Speed (MPH)	85pct Speed	10MPH Pace	% in pace	# of Speeders	% Speeders
08/08/2024	00:00	0	0	0	1	1	0	0	0	1	0	0	0	0	0	0	0	0	0	0	3	37	55	25 to 35	66.7	2	66.7
08/08/2024	01:00	0	0	0	0	0	0	0	1	0	0	0	0	0	0	0	0	0	0	0	1	47	50	40 to 50	100.0	1	100.0
08/08/2024	02:00	0	0	0	0	0	0	0	0	0	0	0	0	0	0	0	0	0	0	0	0	0	0	*	*	*	*
08/08/2024	03:00	0	0	0	0	0	0	0	0	0	0	0	0	0	0	0	0	0	0	0	0	0	0	*	*	*	*
08/08/2024	04:00	0	0	1	0	0	0	0	0	0	0	0	0	0	0	0	0	0	0	0	1	22	25	15 to 25	100.0	*	*
08/08/2024	05:00	0	0	0	1	1	0	1	0	1	0	0	0	0	0	0	0	0	0	0	4	38.3	45	25 to 35	50.0	3	75.0
08/08/2024	06:00	0	0	0	1	3	4	9	4	0	0	0	0	0	0	0	0	0	0	0	21	40	46.2	35 to 45	61.9	20	95.2
08/08/2024	07:00	0	0	1	10	29	29	15	9	3	1	0	0	0	0	0	0	0	0	0	97	37.1	44.3	30 to 40	59.8	86	88.7
08/08/2024	08:00	0	0	5	26	35	31	22	4	1	0	0	0	0	0	0	0	0	0	0	124	34.6	41.8	30 to 40	53.2	93	75.0
08/08/2024	09:00	2	4	7	20	34	20	11	5	0	0	0	0	0	0	0	0	0	0	0	103	32.5	40.5	25 to 35	52.4	70	68.0
08/08/2024	10:00	1	0	7	32	36	17	5	0	0	0	0	0	0	0	0	0	0	0	0	98	31.1	37.1	25 to 35	69.4	58	59.2
08/08/2024	11:00	0	0	16	39	39	21	3	2	0	0	0	0	0	0	0	0	0	0	0	120	30.8	36.9	25 to 35	65.0	65	54.2
08/08/2024	12:00	0	2	7	37	48	14	4	1	0	0	0	0	0	0	0	0	0	0	0	113	31	35.7	25 to 35	75.2	67	59.3
08/08/2024	13:00	1	2	6	26	35	17	5	2	0	0	0	0	0	0	0	0	0	0	0	94	31.5	37.9	25 to 35	64.9	59	62.8
08/08/2024	14:00	0	5	21	41	26	14	6	2	0	0	1	0	0	0	0	0	0	0	0	116	29.8	37.1	25 to 35	57.8	49	42.2
08/08/2024	15:00	1	0	11	30	44	21	9	2	1	0	0	0	0	0	0	0	0	0	0	119	32.1	38.6	25 to 35	62.2	77	64.7
08/08/2024	16:00	0	0	6	35	36	17	9	5	1	0	0	0	0	0	0	0	0	0	0	109	32.7	39.7	25 to 35	65.1	68	62.4
08/08/2024	17:00	0	2	7	32	49	34	16	1	0	0	0	0	0	0	0	0	0	0	0	141	33	39.4	30 to 40	58.9	100	70.9
08/08/2024	18:00	3	3	8	20	21	17	13	2	0	0	0	0	0	0	0	0	0	0	0	87	31.9	40.8	25 to 35	47.1	53	60.9
08/08/2024	19:00	0	4	4	9	14	12	6	9	0	0	0	0	0	0	0	0	0	0	0	58	34.1	45	30 to 40	44.8	41	70.7
08/08/2024	20:00	0	0	1	9	10	10	4	3	0	1	0	0	0	0	0	0	0	0	0	38	35	42.5	30 to 40	52.6	28	73.7
08/08/2024	21:00	1	0	0	8	9	8	2	2	1	0	0	0	0	0	0	0	0	0	0	31	33.8	40	25 to 35	54.8	22	71.0
08/08/2024	22:00	0	0	1	9	1	2	5	1	0	0	0	0	0	0	0	0	0	0	0	19	33.2	43	20 to 30	52.6	9	47.4
08/08/2024	23:00	0	0	0	0	2	2	0	0	0	0	0	0	0	0	0	0	0	0	0	4	34.5	37.5	30 to 40	100.0	4	100.0
24 Hr Summary		9	22	109	386	473	290	145	55	9	2	1	0	0	0	0	0	0	0	0	1501	32.6	39.8	25 to 35	57.2	975	65.0

Incoming Histogram
 Tue22Aug24
 SAM 9640

from Thu-Mar-21-2024-01-00-PM to Thu-Aug-22-2024-08-59-PM

Date	Starting Hr:min	<15	15 to <20	20 to <25	25 to <30	30 to <35	35 to <40	40 to <45	45 to <50	50 to <55	55 to <60	60 to <65	65 to <70	70 to <75	75 to <80	80 to <85	85 to <90	90 to <95	95 to <100	100 to >105	Total Counts	Avg Speed (MPH)	85pct Speed	10MPH Pace	% in pace	# of Speeders	% Speeders
09/08/2024	00:00	0	0	0	1	1	0	0	0	0	0	0	0	0	0	0	0	0	0	0	2	29.5	35	25 to 35	100.0	1	50.0
09/08/2024	01:00	0	0	0	0	0	0	0	0	0	0	0	0	0	0	0	0	0	0	0	0	0	0	*	*	*	*
09/08/2024	02:00	0	0	0	0	1	1	0	0	0	0	0	0	0	0	0	0	0	0	0	2	34.5	40	30 to 40	100.0	2	100.0
09/08/2024	03:00	0	0	0	0	0	0	0	0	0	0	0	0	0	0	0	0	0	0	0	0	0	0	*	*	*	*
09/08/2024	04:00	0	0	0	0	0	0	1	0	0	0	0	0	0	0	0	0	0	0	0	1	42	45	35 to 45	100.0	1	100.0
09/08/2024	05:00	0	0	0	0	0	1	0	1	0	0	0	0	0	0	0	0	0	0	0	2	42	50	30 to 40	50.0	2	100.0
09/08/2024	06:00	0	1	4	4	2	6	11	3	0	0	0	0	0	0	0	0	0	0	0	31	35.8	44.1	35 to 45	54.8	22	71.0
09/08/2024	07:00	0	0	1	20	31	19	9	12	4	0	0	0	0	0	0	0	0	0	0	96	35.8	45.8	25 to 35	53.1	75	78.1
09/08/2024	08:00	0	0	4	39	45	29	16	3	2	2	0	0	0	0	0	0	0	0	0	140	33.8	40.6	25 to 35	60.0	97	69.3
09/08/2024	09:00	2	3	10	42	38	25	15	3	2	0	0	0	0	0	0	0	0	0	0	140	32.1	39.8	25 to 35	57.1	83	59.3
09/08/2024	10:00	0	1	11	35	55	24	6	1	0	0	0	0	0	0	0	0	0	0	0	133	31.6	37.3	25 to 35	67.7	86	64.7
09/08/2024	11:00	0	2	26	50	50	28	8	1	0	0	0	0	0	0	0	0	0	0	0	165	30.6	37.1	25 to 35	60.6	87	52.7
09/08/2024	12:00	7	2	6	37	46	21	6	2	0	0	0	0	0	0	0	0	0	0	0	127	30.5	37.4	25 to 35	65.4	75	59.1
09/08/2024	13:00	0	1	7	34	45	28	8	2	1	0	0	0	0	0	0	0	0	0	0	126	32.5	38.6	25 to 35	62.7	84	66.7
09/08/2024	14:00	0	5	8	41	39	36	10	2	1	0	0	0	0	0	0	0	0	0	0	142	32.2	38.9	25 to 35	56.3	88	62.0
09/08/2024	15:00	1	7	11	28	46	25	4	2	0	0	0	0	0	0	0	0	0	0	0	124	30.9	37.4	25 to 35	59.7	77	62.1
09/08/2024	16:00	2	11	23	50	55	26	12	3	0	0	0	0	0	0	0	0	0	0	0	182	30.2	37.7	25 to 35	57.7	96	52.7
09/08/2024	17:00	9	3	15	36	38	26	12	7	1	1	0	0	0	0	0	0	0	0	0	148	31.3	39.8	25 to 35	50.0	85	57.4
09/08/2024	18:00	0	2	7	19	34	29	10	4	4	0	0	0	0	0	0	0	0	0	0	109	34.1	41	30 to 40	57.8	81	74.3
09/08/2024	19:00	0	2	6	19	25	23	13	1	1	1	0	0	0	0	0	0	0	0	0	91	33.6	40.8	30 to 40	52.7	64	70.3
09/08/2024	20:00	0	0	2	14	15	12	4	1	1	0	0	0	0	0	0	0	0	0	0	49	33.2	39.6	25 to 35	59.2	33	67.3
09/08/2024	21:00	0	0	0	4	3	8	2	0	0	0	0	0	0	0	0	0	0	0	0	17	34.5	39.4	30 to 40	64.7	13	76.5
09/08/2024	22:00	0	0	1	7	11	6	3	0	1	1	0	0	0	0	0	0	0	0	0	30	34.2	41.7	25 to 35	60.0	22	73.3
09/08/2024	23:00	0	0	1	4	5	3	4	2	1	1	0	0	0	0	0	0	0	0	0	21	37	47.5	25 to 35	42.9	16	76.2
24 Hr Summary		21	40	143	484	585	376	154	50	19	6	0	0	0	0	0	0	0	0	0	1878	32.3	39.3	25 to 35	56.9	1190	63.4

Incoming Histogram
 Tue22Aug24
 SAM 9640

from Thu-Mar-21-2024-01-00-PM to Thu-Aug-22-2024-08-59-PM

Date	Starting Hr:min	<15	15 to <20	20 to <25	25 to <30	30 to <35	35 to <40	40 to <45	45 to <50	50 to <55	55 to <60	60 to <65	65 to <70	70 to <75	75 to <80	80 to <85	85 to <90	90 to <95	95 to <100	100 to >105	Total Counts	Avg Speed (MPH)	85pct Speed	10MPH Pace	% in pace	# of Speeders	% Speeders	
10/08/2024	00:00	0	0	0	1	1	0	1	0	0	0	0	0	0	0	0	0	0	0	0	3	33.7	45	25 to 35	66.7	2	66.7	
10/08/2024	01:00	0	0	0	0	1	0	0	0	0	0	0	0	0	0	0	0	0	0	0	1	32	35	25 to 35	100.0	1	100.0	
10/08/2024	02:00	0	0	0	0	0	0	0	0	0	0	0	0	0	0	0	0	0	0	0	0	0	0	*	*	*	*	
10/08/2024	03:00	0	0	0	0	0	0	0	0	0	0	0	0	0	0	0	0	0	0	0	0	0	0	*	*	*	*	
10/08/2024	04:00	0	0	0	1	0	0	0	0	0	0	0	0	0	0	0	0	0	0	0	1	27	30	20 to 30	100.0	*	*	
10/08/2024	05:00	0	0	0	0	0	1	1	0	1	0	0	0	0	0	0	0	0	0	0	3	43.7	55	35 to 45	66.7	3	100.0	
10/08/2024	06:00	0	0	0	0	1	1	0	0	0	0	0	0	0	0	0	0	0	0	0	2	34.5	40	30 to 40	100.0	2	100.0	
10/08/2024	07:00	*	*	*	*	*	*	*	*	*	*	*	*	*	*	*	*	*	*	*	*	*	*	*	*	*	*	*
10/08/2024	08:00	*	*	*	*	*	*	*	*	*	*	*	*	*	*	*	*	*	*	*	*	*	*	*	*	*	*	*
10/08/2024	09:00	*	*	*	*	*	*	*	*	*	*	*	*	*	*	*	*	*	*	*	*	*	*	*	*	*	*	*
10/08/2024	10:00	*	*	*	*	*	*	*	*	*	*	*	*	*	*	*	*	*	*	*	*	*	*	*	*	*	*	*
10/08/2024	11:00	*	*	*	*	*	*	*	*	*	*	*	*	*	*	*	*	*	*	*	*	*	*	*	*	*	*	*
10/08/2024	12:00	*	*	*	*	*	*	*	*	*	*	*	*	*	*	*	*	*	*	*	*	*	*	*	*	*	*	*
10/08/2024	13:00	*	*	*	*	*	*	*	*	*	*	*	*	*	*	*	*	*	*	*	*	*	*	*	*	*	*	*
10/08/2024	14:00	*	*	*	*	*	*	*	*	*	*	*	*	*	*	*	*	*	*	*	*	*	*	*	*	*	*	*
10/08/2024	15:00	*	*	*	*	*	*	*	*	*	*	*	*	*	*	*	*	*	*	*	*	*	*	*	*	*	*	*
10/08/2024	16:00	*	*	*	*	*	*	*	*	*	*	*	*	*	*	*	*	*	*	*	*	*	*	*	*	*	*	*
10/08/2024	17:00	*	*	*	*	*	*	*	*	*	*	*	*	*	*	*	*	*	*	*	*	*	*	*	*	*	*	*
10/08/2024	18:00	*	*	*	*	*	*	*	*	*	*	*	*	*	*	*	*	*	*	*	*	*	*	*	*	*	*	*
10/08/2024	19:00	*	*	*	*	*	*	*	*	*	*	*	*	*	*	*	*	*	*	*	*	*	*	*	*	*	*	*
10/08/2024	20:00	*	*	*	*	*	*	*	*	*	*	*	*	*	*	*	*	*	*	*	*	*	*	*	*	*	*	*
10/08/2024	21:00	*	*	*	*	*	*	*	*	*	*	*	*	*	*	*	*	*	*	*	*	*	*	*	*	*	*	*
10/08/2024	22:00	*	*	*	*	*	*	*	*	*	*	*	*	*	*	*	*	*	*	*	*	*	*	*	*	*	*	*
10/08/2024	23:00	*	*	*	*	*	*	*	*	*	*	*	*	*	*	*	*	*	*	*	*	*	*	*	*	*	*	*
24 Hr Summary		0	0	0	2	3	2	2	0	1	0	0	0	0	0	0	0	0	0	0	10	36	42.5	25 to 35	50.0	8	80.0	

Date	Starting Hr:min	<15	15 to <20	20 to <25	25 to <30	30 to <35	35 to <40	40 to <45	45 to <50	50 to <55	55 to <60	60 to <65	65 to <70	70 to <75	75 to <80	80 to <85	85 to <90	90 to <95	95 to <100	100 to >105	Total Counts	Avg Speed (MPH)	85pct Speed	10MPH Pace	% in pace	# of Speeders	% Speeders
11/08/2024	00:00	*	*	*	*	*	*	*	*	*	*	*	*	*	*	*	*	*	*	*	*	*	*	*	*	*	*
11/08/2024	01:00	*	*	*	*	*	*	*	*	*	*	*	*	*	*	*	*	*	*	*	*	*	*	*	*	*	*
11/08/2024	02:00	*	*	*	*	*	*	*	*	*	*	*	*	*	*	*	*	*	*	*	*	*	*	*	*	*	*
11/08/2024	03:00	*	*	*	*	*	*	*	*	*	*	*	*	*	*	*	*	*	*	*	*	*	*	*	*	*	*
11/08/2024	04:00	*	*	*	*	*	*	*	*	*	*	*	*	*	*	*	*	*	*	*	*	*	*	*	*	*	*
11/08/2024	05:00	*	*	*	*	*	*	*	*	*	*	*	*	*	*	*	*	*	*	*	*	*	*	*	*	*	*
11/08/2024	06:00	*	*	*	*	*	*	*	*	*	*	*	*	*	*	*	*	*	*	*	*	*	*	*	*	*	*
11/08/2024	07:00	*	*	*	*	*	*	*	*	*	*	*	*	*	*	*	*	*	*	*	*	*	*	*	*	*	*
11/08/2024	08:00	*	*	*	*	*	*	*	*	*	*	*	*	*	*	*	*	*	*	*	*	*	*	*	*	*	*
11/08/2024	09:00	*	*	*	*	*	*	*	*	*	*	*	*	*	*	*	*	*	*	*	*	*	*	*	*	*	*
11/08/2024	10:00	*	*	*	*	*	*	*	*	*	*	*	*	*	*	*	*	*	*	*	*	*	*	*	*	*	*
11/08/2024	11:00	*	*	*	*	*	*	*	*	*	*	*	*	*	*	*	*	*	*	*	*	*	*	*	*	*	*
11/08/2024	12:00	*	*	*	*	*	*	*	*	*	*	*	*	*	*	*	*	*	*	*	*	*	*	*	*	*	*
11/08/2024	13:00	*	*	*	*	*	*	*	*	*	*	*	*	*	*	*	*	*	*	*	*	*	*	*	*	*	*
11/08/2024	14:00	*	*	*	*	*	*	*	*	*	*	*	*	*	*	*	*	*	*	*	*	*	*	*	*	*	*
11/08/2024	15:00	*	*	*	*	*	*	*	*	*	*	*	*	*	*	*	*	*	*	*	*	*	*	*	*	*	*
11/08/2024	16:00	*	*	*	*	*	*	*	*	*	*	*	*	*	*	*	*	*	*	*	*	*	*	*	*	*	*
11/08/2024	17:00	*	*	*	*	*	*	*	*	*	*	*	*	*	*	*	*	*	*	*	*	*	*	*	*	*	*
11/08/2024	18:00	*	*	*	*	*	*	*	*	*	*	*	*	*	*	*	*	*	*	*	*	*	*	*	*	*	*
11/08/2024	19:00	*	*	*	*	*	*	*	*	*	*	*	*	*	*	*	*	*	*	*	*	*	*	*	*	*	*
11/08/2024	20:00	*	*	*	*	*	*	*	*	*	*	*	*	*	*	*	*	*	*	*	*	*	*	*	*	*	*
11/08/2024	21:00	*	*	*	*	*	*	*	*	*	*	*	*	*	*	*	*	*	*	*	*	*	*	*	*	*	*
11/08/2024	22:00	*	*	*	*	*	*	*	*	*	*	*	*	*	*	*	*	*	*	*	*	*	*	*	*	*	*
11/08/2024	23:00	*	*	*	*	*	*	*	*	*	*	*	*	*	*	*	*	*	*	*	*	*	*	*	*	*	*
24 Hr Summary		0	0	0	0	0	0	0	0	0	0	0	0	0	0	0	0	0	0	0	0	0	0	*	*	*	*

Date	Starting Hr:min	<15	15 to <20	20 to <25	25 to <30	30 to <35	35 to <40	40 to <45	45 to <50	50 to <55	55 to <60	60 to <65	65 to <70	70 to <75	75 to <80	80 to <85	85 to <90	90 to <95	95 to <100	100 to >105	Total Counts	Avg Speed (MPH)	85pct Speed	10MPH Pace	% in pace	# of Speeders	% Speeders
12/08/2024	00:00	*	*	*	*	*	*	*	*	*	*	*	*	*	*	*	*	*	*	*	*	*	*	*	*	*	*
12/08/2024	01:00	*	*	*	*	*	*	*	*	*	*	*	*	*	*	*	*	*	*	*	*	*	*	*	*	*	*
12/08/2024	02:00	*	*	*	*	*	*	*	*	*	*	*	*	*	*	*	*	*	*	*	*	*	*	*	*	*	*
12/08/2024	03:00	*	*	*	*	*	*	*	*	*	*	*	*	*	*	*	*	*	*	*	*	*	*	*	*	*	*
12/08/2024	04:00	*	*	*	*	*	*	*	*	*	*	*	*	*	*	*	*	*	*	*	*	*	*	*	*	*	*
12/08/2024	05:00	*	*	*	*	*	*	*	*	*	*	*	*	*	*	*	*	*	*	*	*	*	*	*	*	*	*
12/08/2024	06:00	*	*	*	*	*	*	*	*	*	*	*	*	*	*	*	*	*	*	*	*	*	*	*	*	*	*
12/08/2024	07:00	*	*	*	*	*	*	*	*	*	*	*	*	*	*	*	*	*	*	*	*	*	*	*	*	*	*
12/08/2024	08:00	*	*	*	*	*	*	*	*	*	*	*	*	*	*	*	*	*	*	*	*	*	*	*	*	*	*
12/08/2024	09:00	*	*	*	*	*	*	*	*	*	*	*	*	*	*	*	*	*	*	*	*	*	*	*	*	*	*
12/08/2024	10:00	*	*	*	*	*	*	*	*	*	*	*	*	*	*	*	*	*	*	*	*	*	*	*	*	*	*
12/08/2024	11:00	*	*	*	*	*	*	*	*	*	*	*	*	*	*	*	*	*	*	*	*	*	*	*	*	*	*
12/08/2024	12:00	*	*	*	*	*	*	*	*	*	*	*	*	*	*	*	*	*	*	*	*	*	*	*	*	*	*
12/08/2024	13:00	*	*	*	*	*	*	*	*	*	*	*	*	*	*	*	*	*	*	*	*	*	*	*	*	*	*
12/08/2024	14:00	*	*	*	*	*	*	*	*	*	*	*	*	*	*	*	*	*	*	*	*	*	*	*	*	*	*
12/08/2024	15:00	*	*	*	*	*	*	*	*	*	*	*	*	*	*	*	*	*	*	*	*	*	*	*	*	*	*
12/08/2024	16:00	*	*	*	*	*	*	*	*	*	*	*	*	*	*	*	*	*	*	*	*	*	*	*	*	*	*
12/08/2024	17:00	*	*	*	*	*	*	*	*	*	*	*	*	*	*	*	*	*	*	*	*	*	*	*	*	*	*
12/08/2024	18:00	*	*	*	*	*	*	*	*	*	*	*	*	*	*	*	*	*	*	*	*	*	*	*	*	*	*
12/08/2024	19:00	*	*	*	*	*	*	*	*	*	*	*	*	*	*	*	*	*	*	*	*	*	*	*	*	*	*
12/08/2024	20:00	*	*	*	*	*	*	*	*	*	*	*	*	*	*	*	*	*	*	*	*	*	*	*	*	*	*
12/08/2024	21:00	*	*	*	*	*	*	*	*	*	*	*	*	*	*	*	*	*	*	*	*	*	*	*	*	*	*
12/08/2024	22:00	*	*	*	*	*	*	*	*	*	*	*	*	*	*	*	*	*	*	*	*	*	*	*	*	*	*
12/08/2024	23:00	*	*	*	*	*	*	*	*	*	*	*	*	*	*	*	*	*	*	*	*	*	*	*	*	*	*
24 Hr Summary		0	0	0	0	0	0	0	0	0	0	0	0	0	0	0	0	0	0	0	0	0	0	*	*	*	*

Incoming Histogram

Tue22Aug24

SAM 9640

from Thu-Mar-21-2024-01-00-PM to Thu-Aug-22-2024-08-59-PM

Date	Starting Hr:min	<15	15 to <20	20 to <25	25 to <30	30 to <35	35 to <40	40 to <45	45 to <50	50 to <55	55 to <60	60 to <65	65 to <70	70 to <75	75 to <80	80 to <85	85 to <90	90 to <95	95 to <100	100 to >105	Total Counts	Avg Speed (MPH)	85pct Speed	10MPH Pace	% in pace	# of Speeders	% Speeders
13/08/2024	00:00	*	*	*	*	*	*	*	*	*	*	*	*	*	*	*	*	*	*	*	*	*	*	*	*	*	*
13/08/2024	01:00	*	*	*	*	*	*	*	*	*	*	*	*	*	*	*	*	*	*	*	*	*	*	*	*	*	*
13/08/2024	02:00	*	*	*	*	*	*	*	*	*	*	*	*	*	*	*	*	*	*	*	*	*	*	*	*	*	*
13/08/2024	03:00	*	*	*	*	*	*	*	*	*	*	*	*	*	*	*	*	*	*	*	*	*	*	*	*	*	*
13/08/2024	04:00	*	*	*	*	*	*	*	*	*	*	*	*	*	*	*	*	*	*	*	*	*	*	*	*	*	*
13/08/2024	05:00	*	*	*	*	*	*	*	*	*	*	*	*	*	*	*	*	*	*	*	*	*	*	*	*	*	*
13/08/2024	06:00	*	*	*	*	*	*	*	*	*	*	*	*	*	*	*	*	*	*	*	*	*	*	*	*	*	*
13/08/2024	07:00	*	*	*	*	*	*	*	*	*	*	*	*	*	*	*	*	*	*	*	*	*	*	*	*	*	*
13/08/2024	08:00	*	*	*	*	*	*	*	*	*	*	*	*	*	*	*	*	*	*	*	*	*	*	*	*	*	*
13/08/2024	09:00	*	*	*	*	*	*	*	*	*	*	*	*	*	*	*	*	*	*	*	*	*	*	*	*	*	*
13/08/2024	10:00	*	*	*	*	*	*	*	*	*	*	*	*	*	*	*	*	*	*	*	*	*	*	*	*	*	*
13/08/2024	11:00	*	*	*	*	*	*	*	*	*	*	*	*	*	*	*	*	*	*	*	*	*	*	*	*	*	*
13/08/2024	12:00	*	*	*	*	*	*	*	*	*	*	*	*	*	*	*	*	*	*	*	*	*	*	*	*	*	*
13/08/2024	13:00	*	*	*	*	*	*	*	*	*	*	*	*	*	*	*	*	*	*	*	*	*	*	*	*	*	*
13/08/2024	14:00	*	*	*	*	*	*	*	*	*	*	*	*	*	*	*	*	*	*	*	*	*	*	*	*	*	*
13/08/2024	15:00	*	*	*	*	*	*	*	*	*	*	*	*	*	*	*	*	*	*	*	*	*	*	*	*	*	*
13/08/2024	16:00	*	*	*	*	*	*	*	*	*	*	*	*	*	*	*	*	*	*	*	*	*	*	*	*	*	*
13/08/2024	17:00	*	*	*	*	*	*	*	*	*	*	*	*	*	*	*	*	*	*	*	*	*	*	*	*	*	*
13/08/2024	18:00	*	*	*	*	*	*	*	*	*	*	*	*	*	*	*	*	*	*	*	*	*	*	*	*	*	*
13/08/2024	19:00	*	*	*	*	*	*	*	*	*	*	*	*	*	*	*	*	*	*	*	*	*	*	*	*	*	*
13/08/2024	20:00	*	*	*	*	*	*	*	*	*	*	*	*	*	*	*	*	*	*	*	*	*	*	*	*	*	*
13/08/2024	21:00	*	*	*	*	*	*	*	*	*	*	*	*	*	*	*	*	*	*	*	*	*	*	*	*	*	*
13/08/2024	22:00	*	*	*	*	*	*	*	*	*	*	*	*	*	*	*	*	*	*	*	*	*	*	*	*	*	*
13/08/2024	23:00	*	*	*	*	*	*	*	*	*	*	*	*	*	*	*	*	*	*	*	*	*	*	*	*	*	*
24 Hr Summary		0	0	0	0	0	0	0	0	0	0	0	0	0	0	0	0	0	0	0	0	0	0	*	*	*	*

Incoming Histogram

Tue22Aug24

SAM 9640

from Thu-Mar-21-2024-01-00-PM to Thu-Aug-22-2024-08-59-PM

Date	Starting Hr:min	<15	15 to <20	20 to <25	25 to <30	30 to <35	35 to <40	40 to <45	45 to <50	50 to <55	55 to <60	60 to <65	65 to <70	70 to <75	75 to <80	80 to <85	85 to <90	90 to <95	95 to <100	100 to >105	Total Counts	Avg Speed (MPH)	85pct Speed	10MPH Pace	% in pace	# of Speeders	% Speeders
14/08/2024	00:00	*	*	*	*	*	*	*	*	*	*	*	*	*	*	*	*	*	*	*	*	*	*	*	*	*	*
14/08/2024	01:00	*	*	*	*	*	*	*	*	*	*	*	*	*	*	*	*	*	*	*	*	*	*	*	*	*	*
14/08/2024	02:00	*	*	*	*	*	*	*	*	*	*	*	*	*	*	*	*	*	*	*	*	*	*	*	*	*	*
14/08/2024	03:00	*	*	*	*	*	*	*	*	*	*	*	*	*	*	*	*	*	*	*	*	*	*	*	*	*	*
14/08/2024	04:00	*	*	*	*	*	*	*	*	*	*	*	*	*	*	*	*	*	*	*	*	*	*	*	*	*	*
14/08/2024	05:00	*	*	*	*	*	*	*	*	*	*	*	*	*	*	*	*	*	*	*	*	*	*	*	*	*	*
14/08/2024	06:00	*	*	*	*	*	*	*	*	*	*	*	*	*	*	*	*	*	*	*	*	*	*	*	*	*	*
14/08/2024	07:00	*	*	*	*	*	*	*	*	*	*	*	*	*	*	*	*	*	*	*	*	*	*	*	*	*	*
14/08/2024	08:00	*	*	*	*	*	*	*	*	*	*	*	*	*	*	*	*	*	*	*	*	*	*	*	*	*	*
14/08/2024	09:00	*	*	*	*	*	*	*	*	*	*	*	*	*	*	*	*	*	*	*	*	*	*	*	*	*	*
14/08/2024	10:00	*	*	*	*	*	*	*	*	*	*	*	*	*	*	*	*	*	*	*	*	*	*	*	*	*	*
14/08/2024	11:00	*	*	*	*	*	*	*	*	*	*	*	*	*	*	*	*	*	*	*	*	*	*	*	*	*	*
14/08/2024	12:00	*	*	*	*	*	*	*	*	*	*	*	*	*	*	*	*	*	*	*	*	*	*	*	*	*	*
14/08/2024	13:00	*	*	*	*	*	*	*	*	*	*	*	*	*	*	*	*	*	*	*	*	*	*	*	*	*	*
14/08/2024	14:00	*	*	*	*	*	*	*	*	*	*	*	*	*	*	*	*	*	*	*	*	*	*	*	*	*	*
14/08/2024	15:00	*	*	*	*	*	*	*	*	*	*	*	*	*	*	*	*	*	*	*	*	*	*	*	*	*	*
14/08/2024	16:00	*	*	*	*	*	*	*	*	*	*	*	*	*	*	*	*	*	*	*	*	*	*	*	*	*	*
14/08/2024	17:00	*	*	*	*	*	*	*	*	*	*	*	*	*	*	*	*	*	*	*	*	*	*	*	*	*	*
14/08/2024	18:00	*	*	*	*	*	*	*	*	*	*	*	*	*	*	*	*	*	*	*	*	*	*	*	*	*	*
14/08/2024	19:00	*	*	*	*	*	*	*	*	*	*	*	*	*	*	*	*	*	*	*	*	*	*	*	*	*	*
14/08/2024	20:00	*	*	*	*	*	*	*	*	*	*	*	*	*	*	*	*	*	*	*	*	*	*	*	*	*	*
14/08/2024	21:00	*	*	*	*	*	*	*	*	*	*	*	*	*	*	*	*	*	*	*	*	*	*	*	*	*	*
14/08/2024	22:00	*	*	*	*	*	*	*	*	*	*	*	*	*	*	*	*	*	*	*	*	*	*	*	*	*	*
14/08/2024	23:00	*	*	*	*	*	*	*	*	*	*	*	*	*	*	*	*	*	*	*	*	*	*	*	*	*	*
24 Hr Summary		0	0	0	0	0	0	0	0	0	0	0	0	0	0	0	0	0	0	0	0	0	0	*	*	*	*

Incoming Histogram

Tue22Aug24

SAM 9640

from Thu-Mar-21-2024-01-00-PM to Thu-Aug-22-2024-08-59-PM

Date	Starting Hr:min	<15	15 to <20	20 to <25	25 to <30	30 to <35	35 to <40	40 to <45	45 to <50	50 to <55	55 to <60	60 to <65	65 to <70	70 to <75	75 to <80	80 to <85	85 to <90	90 to <95	95 to <100	100 to >105	Total Counts	Avg Speed (MPH)	85pct Speed	10MPH Pace	% in pace	# of Speeders	% Speeders
15/08/2024	00:00	*	*	*	*	*	*	*	*	*	*	*	*	*	*	*	*	*	*	*	*	*	*	*	*	*	*
15/08/2024	01:00	*	*	*	*	*	*	*	*	*	*	*	*	*	*	*	*	*	*	*	*	*	*	*	*	*	*
15/08/2024	02:00	*	*	*	*	*	*	*	*	*	*	*	*	*	*	*	*	*	*	*	*	*	*	*	*	*	*
15/08/2024	03:00	*	*	*	*	*	*	*	*	*	*	*	*	*	*	*	*	*	*	*	*	*	*	*	*	*	*
15/08/2024	04:00	*	*	*	*	*	*	*	*	*	*	*	*	*	*	*	*	*	*	*	*	*	*	*	*	*	*
15/08/2024	05:00	*	*	*	*	*	*	*	*	*	*	*	*	*	*	*	*	*	*	*	*	*	*	*	*	*	*
15/08/2024	06:00	*	*	*	*	*	*	*	*	*	*	*	*	*	*	*	*	*	*	*	*	*	*	*	*	*	*
15/08/2024	07:00	*	*	*	*	*	*	*	*	*	*	*	*	*	*	*	*	*	*	*	*	*	*	*	*	*	*
15/08/2024	08:00	*	*	*	*	*	*	*	*	*	*	*	*	*	*	*	*	*	*	*	*	*	*	*	*	*	*
15/08/2024	09:00	*	*	*	*	*	*	*	*	*	*	*	*	*	*	*	*	*	*	*	*	*	*	*	*	*	*
15/08/2024	10:00	*	*	*	*	*	*	*	*	*	*	*	*	*	*	*	*	*	*	*	*	*	*	*	*	*	*
15/08/2024	11:00	*	*	*	*	*	*	*	*	*	*	*	*	*	*	*	*	*	*	*	*	*	*	*	*	*	*
15/08/2024	12:00	*	*	*	*	*	*	*	*	*	*	*	*	*	*	*	*	*	*	*	*	*	*	*	*	*	*
15/08/2024	13:00	*	*	*	*	*	*	*	*	*	*	*	*	*	*	*	*	*	*	*	*	*	*	*	*	*	*
15/08/2024	14:00	*	*	*	*	*	*	*	*	*	*	*	*	*	*	*	*	*	*	*	*	*	*	*	*	*	*
15/08/2024	15:00	*	*	*	*	*	*	*	*	*	*	*	*	*	*	*	*	*	*	*	*	*	*	*	*	*	*
15/08/2024	16:00	*	*	*	*	*	*	*	*	*	*	*	*	*	*	*	*	*	*	*	*	*	*	*	*	*	*
15/08/2024	17:00	*	*	*	*	*	*	*	*	*	*	*	*	*	*	*	*	*	*	*	*	*	*	*	*	*	*
15/08/2024	18:00	*	*	*	*	*	*	*	*	*	*	*	*	*	*	*	*	*	*	*	*	*	*	*	*	*	*
15/08/2024	19:00	*	*	*	*	*	*	*	*	*	*	*	*	*	*	*	*	*	*	*	*	*	*	*	*	*	*
15/08/2024	20:00	*	*	*	*	*	*	*	*	*	*	*	*	*	*	*	*	*	*	*	*	*	*	*	*	*	*
15/08/2024	21:00	*	*	*	*	*	*	*	*	*	*	*	*	*	*	*	*	*	*	*	*	*	*	*	*	*	*
15/08/2024	22:00	*	*	*	*	*	*	*	*	*	*	*	*	*	*	*	*	*	*	*	*	*	*	*	*	*	*
15/08/2024	23:00	*	*	*	*	*	*	*	*	*	*	*	*	*	*	*	*	*	*	*	*	*	*	*	*	*	*
24 Hr Summary		0	0	0	0	0	0	0	0	0	0	0	0	0	0	0	0	0	0	0	0	0	0	*	*	*	*

Date	Starting Hr:min	<15	15 to <20	20 to <25	25 to <30	30 to <35	35 to <40	40 to <45	45 to <50	50 to <55	55 to <60	60 to <65	65 to <70	70 to <75	75 to <80	80 to <85	85 to <90	90 to <95	95 to <100	100 to >105	Total Counts	Avg Speed (MPH)	85pct Speed	10MPH Pace	% in pace	# of Speeders	% Speeders
16/08/2024	00:00	*	*	*	*	*	*	*	*	*	*	*	*	*	*	*	*	*	*	*	*	*	*	*	*	*	*
16/08/2024	01:00	*	*	*	*	*	*	*	*	*	*	*	*	*	*	*	*	*	*	*	*	*	*	*	*	*	*
16/08/2024	02:00	*	*	*	*	*	*	*	*	*	*	*	*	*	*	*	*	*	*	*	*	*	*	*	*	*	*
16/08/2024	03:00	*	*	*	*	*	*	*	*	*	*	*	*	*	*	*	*	*	*	*	*	*	*	*	*	*	*
16/08/2024	04:00	*	*	*	*	*	*	*	*	*	*	*	*	*	*	*	*	*	*	*	*	*	*	*	*	*	*
16/08/2024	05:00	*	*	*	*	*	*	*	*	*	*	*	*	*	*	*	*	*	*	*	*	*	*	*	*	*	*
16/08/2024	06:00	*	*	*	*	*	*	*	*	*	*	*	*	*	*	*	*	*	*	*	*	*	*	*	*	*	*
16/08/2024	07:00	*	*	*	*	*	*	*	*	*	*	*	*	*	*	*	*	*	*	*	*	*	*	*	*	*	*
16/08/2024	08:00	*	*	*	*	*	*	*	*	*	*	*	*	*	*	*	*	*	*	*	*	*	*	*	*	*	*
16/08/2024	09:00	*	*	*	*	*	*	*	*	*	*	*	*	*	*	*	*	*	*	*	*	*	*	*	*	*	*
16/08/2024	10:00	*	*	*	*	*	*	*	*	*	*	*	*	*	*	*	*	*	*	*	*	*	*	*	*	*	*
16/08/2024	11:00	*	*	*	*	*	*	*	*	*	*	*	*	*	*	*	*	*	*	*	*	*	*	*	*	*	*
16/08/2024	12:00	*	*	*	*	*	*	*	*	*	*	*	*	*	*	*	*	*	*	*	*	*	*	*	*	*	*
16/08/2024	13:00	*	*	*	*	*	*	*	*	*	*	*	*	*	*	*	*	*	*	*	*	*	*	*	*	*	*
16/08/2024	14:00	*	*	*	*	*	*	*	*	*	*	*	*	*	*	*	*	*	*	*	*	*	*	*	*	*	*
16/08/2024	15:00	*	*	*	*	*	*	*	*	*	*	*	*	*	*	*	*	*	*	*	*	*	*	*	*	*	*
16/08/2024	16:00	*	*	*	*	*	*	*	*	*	*	*	*	*	*	*	*	*	*	*	*	*	*	*	*	*	*
16/08/2024	17:00	*	*	*	*	*	*	*	*	*	*	*	*	*	*	*	*	*	*	*	*	*	*	*	*	*	*
16/08/2024	18:00	*	*	*	*	*	*	*	*	*	*	*	*	*	*	*	*	*	*	*	*	*	*	*	*	*	*
16/08/2024	19:00	*	*	*	*	*	*	*	*	*	*	*	*	*	*	*	*	*	*	*	*	*	*	*	*	*	*
16/08/2024	20:00	*	*	*	*	*	*	*	*	*	*	*	*	*	*	*	*	*	*	*	*	*	*	*	*	*	*
16/08/2024	21:00	*	*	*	*	*	*	*	*	*	*	*	*	*	*	*	*	*	*	*	*	*	*	*	*	*	*
16/08/2024	22:00	*	*	*	*	*	*	*	*	*	*	*	*	*	*	*	*	*	*	*	*	*	*	*	*	*	*
16/08/2024	23:00	*	*	*	*	*	*	*	*	*	*	*	*	*	*	*	*	*	*	*	*	*	*	*	*	*	*
24 Hr Summary		0	0	0	0	0	0	0	0	0	0	0	0	0	0	0	0	0	0	0	0	0	0	*	*	*	*

Date	Starting Hr:min	<15	15 to <20	20 to <25	25 to <30	30 to <35	35 to <40	40 to <45	45 to <50	50 to <55	55 to <60	60 to <65	65 to <70	70 to <75	75 to <80	80 to <85	85 to <90	90 to <95	95 to <100	100 to >105	Total Counts	Avg Speed (MPH)	85pct Speed	10MPH Pace	% in pace	# of Speeders	% Speeders
17/08/2024	00:00	*	*	*	*	*	*	*	*	*	*	*	*	*	*	*	*	*	*	*	*	*	*	*	*	*	*
17/08/2024	01:00	*	*	*	*	*	*	*	*	*	*	*	*	*	*	*	*	*	*	*	*	*	*	*	*	*	*
17/08/2024	02:00	*	*	*	*	*	*	*	*	*	*	*	*	*	*	*	*	*	*	*	*	*	*	*	*	*	*
17/08/2024	03:00	*	*	*	*	*	*	*	*	*	*	*	*	*	*	*	*	*	*	*	*	*	*	*	*	*	*
17/08/2024	04:00	*	*	*	*	*	*	*	*	*	*	*	*	*	*	*	*	*	*	*	*	*	*	*	*	*	*
17/08/2024	05:00	*	*	*	*	*	*	*	*	*	*	*	*	*	*	*	*	*	*	*	*	*	*	*	*	*	*
17/08/2024	06:00	*	*	*	*	*	*	*	*	*	*	*	*	*	*	*	*	*	*	*	*	*	*	*	*	*	*
17/08/2024	07:00	*	*	*	*	*	*	*	*	*	*	*	*	*	*	*	*	*	*	*	*	*	*	*	*	*	*
17/08/2024	08:00	*	*	*	*	*	*	*	*	*	*	*	*	*	*	*	*	*	*	*	*	*	*	*	*	*	*
17/08/2024	09:00	*	*	*	*	*	*	*	*	*	*	*	*	*	*	*	*	*	*	*	*	*	*	*	*	*	*
17/08/2024	10:00	*	*	*	*	*	*	*	*	*	*	*	*	*	*	*	*	*	*	*	*	*	*	*	*	*	*
17/08/2024	11:00	*	*	*	*	*	*	*	*	*	*	*	*	*	*	*	*	*	*	*	*	*	*	*	*	*	*
17/08/2024	12:00	*	*	*	*	*	*	*	*	*	*	*	*	*	*	*	*	*	*	*	*	*	*	*	*	*	*
17/08/2024	13:00	*	*	*	*	*	*	*	*	*	*	*	*	*	*	*	*	*	*	*	*	*	*	*	*	*	*
17/08/2024	14:00	*	*	*	*	*	*	*	*	*	*	*	*	*	*	*	*	*	*	*	*	*	*	*	*	*	*
17/08/2024	15:00	*	*	*	*	*	*	*	*	*	*	*	*	*	*	*	*	*	*	*	*	*	*	*	*	*	*
17/08/2024	16:00	*	*	*	*	*	*	*	*	*	*	*	*	*	*	*	*	*	*	*	*	*	*	*	*	*	*
17/08/2024	17:00	*	*	*	*	*	*	*	*	*	*	*	*	*	*	*	*	*	*	*	*	*	*	*	*	*	*
17/08/2024	18:00	*	*	*	*	*	*	*	*	*	*	*	*	*	*	*	*	*	*	*	*	*	*	*	*	*	*
17/08/2024	19:00	*	*	*	*	*	*	*	*	*	*	*	*	*	*	*	*	*	*	*	*	*	*	*	*	*	*
17/08/2024	20:00	*	*	*	*	*	*	*	*	*	*	*	*	*	*	*	*	*	*	*	*	*	*	*	*	*	*
17/08/2024	21:00	*	*	*	*	*	*	*	*	*	*	*	*	*	*	*	*	*	*	*	*	*	*	*	*	*	*
17/08/2024	22:00	*	*	*	*	*	*	*	*	*	*	*	*	*	*	*	*	*	*	*	*	*	*	*	*	*	*
17/08/2024	23:00	*	*	*	*	*	*	*	*	*	*	*	*	*	*	*	*	*	*	*	*	*	*	*	*	*	*
24 Hr Summary		0	0	0	0	0	0	0	0	0	0	0	0	0	0	0	0	0	0	0	0	0	0	*	*	*	*

Date	Starting Hr:min	<15	15 to <20	20 to <25	25 to <30	30 to <35	35 to <40	40 to <45	45 to <50	50 to <55	55 to <60	60 to <65	65 to <70	70 to <75	75 to <80	80 to <85	85 to <90	90 to <95	95 to <100	100 to >105	Total Counts	Avg Speed (MPH)	85pct Speed	10MPH Pace	% in pace	# of Speeders	% Speeders
18/08/2024	00:00	*	*	*	*	*	*	*	*	*	*	*	*	*	*	*	*	*	*	*	*	*	*	*	*	*	*
18/08/2024	01:00	*	*	*	*	*	*	*	*	*	*	*	*	*	*	*	*	*	*	*	*	*	*	*	*	*	*
18/08/2024	02:00	*	*	*	*	*	*	*	*	*	*	*	*	*	*	*	*	*	*	*	*	*	*	*	*	*	*
18/08/2024	03:00	*	*	*	*	*	*	*	*	*	*	*	*	*	*	*	*	*	*	*	*	*	*	*	*	*	*
18/08/2024	04:00	*	*	*	*	*	*	*	*	*	*	*	*	*	*	*	*	*	*	*	*	*	*	*	*	*	*
18/08/2024	05:00	*	*	*	*	*	*	*	*	*	*	*	*	*	*	*	*	*	*	*	*	*	*	*	*	*	*
18/08/2024	06:00	*	*	*	*	*	*	*	*	*	*	*	*	*	*	*	*	*	*	*	*	*	*	*	*	*	*
18/08/2024	07:00	*	*	*	*	*	*	*	*	*	*	*	*	*	*	*	*	*	*	*	*	*	*	*	*	*	*
18/08/2024	08:00	*	*	*	*	*	*	*	*	*	*	*	*	*	*	*	*	*	*	*	*	*	*	*	*	*	*
18/08/2024	09:00	*	*	*	*	*	*	*	*	*	*	*	*	*	*	*	*	*	*	*	*	*	*	*	*	*	*
18/08/2024	10:00	*	*	*	*	*	*	*	*	*	*	*	*	*	*	*	*	*	*	*	*	*	*	*	*	*	*
18/08/2024	11:00	*	*	*	*	*	*	*	*	*	*	*	*	*	*	*	*	*	*	*	*	*	*	*	*	*	*
18/08/2024	12:00	*	*	*	*	*	*	*	*	*	*	*	*	*	*	*	*	*	*	*	*	*	*	*	*	*	*
18/08/2024	13:00	*	*	*	*	*	*	*	*	*	*	*	*	*	*	*	*	*	*	*	*	*	*	*	*	*	*
18/08/2024	14:00	*	*	*	*	*	*	*	*	*	*	*	*	*	*	*	*	*	*	*	*	*	*	*	*	*	*
18/08/2024	15:00	*	*	*	*	*	*	*	*	*	*	*	*	*	*	*	*	*	*	*	*	*	*	*	*	*	*
18/08/2024	16:00	*	*	*	*	*	*	*	*	*	*	*	*	*	*	*	*	*	*	*	*	*	*	*	*	*	*
18/08/2024	17:00	*	*	*	*	*	*	*	*	*	*	*	*	*	*	*	*	*	*	*	*	*	*	*	*	*	*
18/08/2024	18:00	*	*	*	*	*	*	*	*	*	*	*	*	*	*	*	*	*	*	*	*	*	*	*	*	*	*
18/08/2024	19:00	*	*	*	*	*	*	*	*	*	*	*	*	*	*	*	*	*	*	*	*	*	*	*	*	*	*
18/08/2024	20:00	*	*	*	*	*	*	*	*	*	*	*	*	*	*	*	*	*	*	*	*	*	*	*	*	*	*
18/08/2024	21:00	*	*	*	*	*	*	*	*	*	*	*	*	*	*	*	*	*	*	*	*	*	*	*	*	*	*
18/08/2024	22:00	*	*	*	*	*	*	*	*	*	*	*	*	*	*	*	*	*	*	*	*	*	*	*	*	*	*
18/08/2024	23:00	*	*	*	*	*	*	*	*	*	*	*	*	*	*	*	*	*	*	*	*	*	*	*	*	*	*
24 Hr Summary		0	0	0	0	0	0	0	0	0	0	0	0	0	0	0	0	0	0	0	0	0	0	*	*	*	*

Date	Starting Hr:min	<15	15 to <20	20 to <25	25 to <30	30 to <35	35 to <40	40 to <45	45 to <50	50 to <55	55 to <60	60 to <65	65 to <70	70 to <75	75 to <80	80 to <85	85 to <90	90 to <95	95 to <100	100 to >105	Total Counts	Avg Speed (MPH)	85pct Speed	10MPH Pace	% in pace	# of Speeders	% Speeders
19/08/2024	00:00	*	*	*	*	*	*	*	*	*	*	*	*	*	*	*	*	*	*	*	*	*	*	*	*	*	*
19/08/2024	01:00	*	*	*	*	*	*	*	*	*	*	*	*	*	*	*	*	*	*	*	*	*	*	*	*	*	*
19/08/2024	02:00	*	*	*	*	*	*	*	*	*	*	*	*	*	*	*	*	*	*	*	*	*	*	*	*	*	*
19/08/2024	03:00	*	*	*	*	*	*	*	*	*	*	*	*	*	*	*	*	*	*	*	*	*	*	*	*	*	*
19/08/2024	04:00	*	*	*	*	*	*	*	*	*	*	*	*	*	*	*	*	*	*	*	*	*	*	*	*	*	*
19/08/2024	05:00	*	*	*	*	*	*	*	*	*	*	*	*	*	*	*	*	*	*	*	*	*	*	*	*	*	*
19/08/2024	06:00	*	*	*	*	*	*	*	*	*	*	*	*	*	*	*	*	*	*	*	*	*	*	*	*	*	*
19/08/2024	07:00	*	*	*	*	*	*	*	*	*	*	*	*	*	*	*	*	*	*	*	*	*	*	*	*	*	*
19/08/2024	08:00	*	*	*	*	*	*	*	*	*	*	*	*	*	*	*	*	*	*	*	*	*	*	*	*	*	*
19/08/2024	09:00	*	*	*	*	*	*	*	*	*	*	*	*	*	*	*	*	*	*	*	*	*	*	*	*	*	*
19/08/2024	10:00	*	*	*	*	*	*	*	*	*	*	*	*	*	*	*	*	*	*	*	*	*	*	*	*	*	*
19/08/2024	11:00	*	*	*	*	*	*	*	*	*	*	*	*	*	*	*	*	*	*	*	*	*	*	*	*	*	*
19/08/2024	12:00	*	*	*	*	*	*	*	*	*	*	*	*	*	*	*	*	*	*	*	*	*	*	*	*	*	*
19/08/2024	13:00	*	*	*	*	*	*	*	*	*	*	*	*	*	*	*	*	*	*	*	*	*	*	*	*	*	*
19/08/2024	14:00	*	*	*	*	*	*	*	*	*	*	*	*	*	*	*	*	*	*	*	*	*	*	*	*	*	*
19/08/2024	15:00	*	*	*	*	*	*	*	*	*	*	*	*	*	*	*	*	*	*	*	*	*	*	*	*	*	*
19/08/2024	16:00	*	*	*	*	*	*	*	*	*	*	*	*	*	*	*	*	*	*	*	*	*	*	*	*	*	*
19/08/2024	17:00	*	*	*	*	*	*	*	*	*	*	*	*	*	*	*	*	*	*	*	*	*	*	*	*	*	*
19/08/2024	18:00	*	*	*	*	*	*	*	*	*	*	*	*	*	*	*	*	*	*	*	*	*	*	*	*	*	*
19/08/2024	19:00	*	*	*	*	*	*	*	*	*	*	*	*	*	*	*	*	*	*	*	*	*	*	*	*	*	*
19/08/2024	20:00	*	*	*	*	*	*	*	*	*	*	*	*	*	*	*	*	*	*	*	*	*	*	*	*	*	*
19/08/2024	21:00	*	*	*	*	*	*	*	*	*	*	*	*	*	*	*	*	*	*	*	*	*	*	*	*	*	*
19/08/2024	22:00	*	*	*	*	*	*	*	*	*	*	*	*	*	*	*	*	*	*	*	*	*	*	*	*	*	*
19/08/2024	23:00	*	*	*	*	*	*	*	*	*	*	*	*	*	*	*	*	*	*	*	*	*	*	*	*	*	*
24 Hr Summary		0	0	0	0	0	0	0	0	0	0	0	0	0	0	0	0	0	0	0	0	0	0	*	*	*	*

Incoming Histogram

Tue22Aug24

SAM 9640

from Thu-Mar-21-2024-01-00-PM to Thu-Aug-22-2024-08-59-PM

Date	Starting Hr:min	<15	15 to <20	20 to <25	25 to <30	30 to <35	35 to <40	40 to <45	45 to <50	50 to <55	55 to <60	60 to <65	65 to <70	70 to <75	75 to <80	80 to <85	85 to <90	90 to <95	95 to <100	100 to >105	Total Counts	Avg Speed (MPH)	85pct Speed	10MPH Pace	% in pace	# of Speeders	% Speeders
20/08/2024	00:00	*	*	*	*	*	*	*	*	*	*	*	*	*	*	*	*	*	*	*	*	*	*	*	*	*	*
20/08/2024	01:00	*	*	*	*	*	*	*	*	*	*	*	*	*	*	*	*	*	*	*	*	*	*	*	*	*	*
20/08/2024	02:00	*	*	*	*	*	*	*	*	*	*	*	*	*	*	*	*	*	*	*	*	*	*	*	*	*	*
20/08/2024	03:00	*	*	*	*	*	*	*	*	*	*	*	*	*	*	*	*	*	*	*	*	*	*	*	*	*	*
20/08/2024	04:00	*	*	*	*	*	*	*	*	*	*	*	*	*	*	*	*	*	*	*	*	*	*	*	*	*	*
20/08/2024	05:00	*	*	*	*	*	*	*	*	*	*	*	*	*	*	*	*	*	*	*	*	*	*	*	*	*	*
20/08/2024	06:00	*	*	*	*	*	*	*	*	*	*	*	*	*	*	*	*	*	*	*	*	*	*	*	*	*	*
20/08/2024	07:00	*	*	*	*	*	*	*	*	*	*	*	*	*	*	*	*	*	*	*	*	*	*	*	*	*	*
20/08/2024	08:00	*	*	*	*	*	*	*	*	*	*	*	*	*	*	*	*	*	*	*	*	*	*	*	*	*	*
20/08/2024	09:00	*	*	*	*	*	*	*	*	*	*	*	*	*	*	*	*	*	*	*	*	*	*	*	*	*	*
20/08/2024	10:00	*	*	*	*	*	*	*	*	*	*	*	*	*	*	*	*	*	*	*	*	*	*	*	*	*	*
20/08/2024	11:00	*	*	*	*	*	*	*	*	*	*	*	*	*	*	*	*	*	*	*	*	*	*	*	*	*	*
20/08/2024	12:00	*	*	*	*	*	*	*	*	*	*	*	*	*	*	*	*	*	*	*	*	*	*	*	*	*	*
20/08/2024	13:00	*	*	*	*	*	*	*	*	*	*	*	*	*	*	*	*	*	*	*	*	*	*	*	*	*	*
20/08/2024	14:00	*	*	*	*	*	*	*	*	*	*	*	*	*	*	*	*	*	*	*	*	*	*	*	*	*	*
20/08/2024	15:00	*	*	*	*	*	*	*	*	*	*	*	*	*	*	*	*	*	*	*	*	*	*	*	*	*	*
20/08/2024	16:00	*	*	*	*	*	*	*	*	*	*	*	*	*	*	*	*	*	*	*	*	*	*	*	*	*	*
20/08/2024	17:00	*	*	*	*	*	*	*	*	*	*	*	*	*	*	*	*	*	*	*	*	*	*	*	*	*	*
20/08/2024	18:00	*	*	*	*	*	*	*	*	*	*	*	*	*	*	*	*	*	*	*	*	*	*	*	*	*	*
20/08/2024	19:00	*	*	*	*	*	*	*	*	*	*	*	*	*	*	*	*	*	*	*	*	*	*	*	*	*	*
20/08/2024	20:00	*	*	*	*	*	*	*	*	*	*	*	*	*	*	*	*	*	*	*	*	*	*	*	*	*	*
20/08/2024	21:00	*	*	*	*	*	*	*	*	*	*	*	*	*	*	*	*	*	*	*	*	*	*	*	*	*	*
20/08/2024	22:00	*	*	*	*	*	*	*	*	*	*	*	*	*	*	*	*	*	*	*	*	*	*	*	*	*	*
20/08/2024	23:00	*	*	*	*	*	*	*	*	*	*	*	*	*	*	*	*	*	*	*	*	*	*	*	*	*	*
24 Hr Summary		0	0	0	0	0	0	0	0	0	0	0	0	0	0	0	0	0	0	0	0	0	0	*	*	*	*

Incoming Histogram

Tue22Aug24

SAM 9640

from Thu-Mar-21-2024-01-00-PM to Thu-Aug-22-2024-08-59-PM

Date	Starting Hr:min	<15	15 to <20	20 to <25	25 to <30	30 to <35	35 to <40	40 to <45	45 to <50	50 to <55	55 to <60	60 to <65	65 to <70	70 to <75	75 to <80	80 to <85	85 to <90	90 to <95	95 to <100	100 to >105	Total Counts	Avg Speed (MPH)	85pct Speed	10MPH Pace	% in pace	# of Speeders	% Speeders
21/08/2024	00:00	*	*	*	*	*	*	*	*	*	*	*	*	*	*	*	*	*	*	*	*	*	*	*	*	*	*
21/08/2024	01:00	*	*	*	*	*	*	*	*	*	*	*	*	*	*	*	*	*	*	*	*	*	*	*	*	*	*
21/08/2024	02:00	*	*	*	*	*	*	*	*	*	*	*	*	*	*	*	*	*	*	*	*	*	*	*	*	*	*
21/08/2024	03:00	*	*	*	*	*	*	*	*	*	*	*	*	*	*	*	*	*	*	*	*	*	*	*	*	*	*
21/08/2024	04:00	*	*	*	*	*	*	*	*	*	*	*	*	*	*	*	*	*	*	*	*	*	*	*	*	*	*
21/08/2024	05:00	*	*	*	*	*	*	*	*	*	*	*	*	*	*	*	*	*	*	*	*	*	*	*	*	*	*
21/08/2024	06:00	*	*	*	*	*	*	*	*	*	*	*	*	*	*	*	*	*	*	*	*	*	*	*	*	*	*
21/08/2024	07:00	*	*	*	*	*	*	*	*	*	*	*	*	*	*	*	*	*	*	*	*	*	*	*	*	*	*
21/08/2024	08:00	*	*	*	*	*	*	*	*	*	*	*	*	*	*	*	*	*	*	*	*	*	*	*	*	*	*
21/08/2024	09:00	*	*	*	*	*	*	*	*	*	*	*	*	*	*	*	*	*	*	*	*	*	*	*	*	*	*
21/08/2024	10:00	*	*	*	*	*	*	*	*	*	*	*	*	*	*	*	*	*	*	*	*	*	*	*	*	*	*
21/08/2024	11:00	*	*	*	*	*	*	*	*	*	*	*	*	*	*	*	*	*	*	*	*	*	*	*	*	*	*
21/08/2024	12:00	*	*	*	*	*	*	*	*	*	*	*	*	*	*	*	*	*	*	*	*	*	*	*	*	*	*
21/08/2024	13:00	*	*	*	*	*	*	*	*	*	*	*	*	*	*	*	*	*	*	*	*	*	*	*	*	*	*
21/08/2024	14:00	*	*	*	*	*	*	*	*	*	*	*	*	*	*	*	*	*	*	*	*	*	*	*	*	*	*
21/08/2024	15:00	*	*	*	*	*	*	*	*	*	*	*	*	*	*	*	*	*	*	*	*	*	*	*	*	*	*
21/08/2024	16:00	*	*	*	*	*	*	*	*	*	*	*	*	*	*	*	*	*	*	*	*	*	*	*	*	*	*
21/08/2024	17:00	*	*	*	*	*	*	*	*	*	*	*	*	*	*	*	*	*	*	*	*	*	*	*	*	*	*
21/08/2024	18:00	*	*	*	*	*	*	*	*	*	*	*	*	*	*	*	*	*	*	*	*	*	*	*	*	*	*
21/08/2024	19:00	*	*	*	*	*	*	*	*	*	*	*	*	*	*	*	*	*	*	*	*	*	*	*	*	*	*
21/08/2024	20:00	*	*	*	*	*	*	*	*	*	*	*	*	*	*	*	*	*	*	*	*	*	*	*	*	*	*
21/08/2024	21:00	*	*	*	*	*	*	*	*	*	*	*	*	*	*	*	*	*	*	*	*	*	*	*	*	*	*
21/08/2024	22:00	*	*	*	*	*	*	*	*	*	*	*	*	*	*	*	*	*	*	*	*	*	*	*	*	*	*
21/08/2024	23:00	*	*	*	*	*	*	*	*	*	*	*	*	*	*	*	*	*	*	*	*	*	*	*	*	*	*
24 Hr Summary		0	0	0	0	0	0	0	0	0	0	0	0	0	0	0	0	0	0	0	0	0	0	*	*	*	*

Incoming Histogram

Tue22Aug24

SAM 9640

from Thu-Mar-21-2024-01-00-PM to Thu-Aug-22-2024-08-59-PM

Date	Starting Hr:min	<15	15 to <20	20 to <25	25 to <30	30 to <35	35 to <40	40 to <45	45 to <50	50 to <55	55 to <60	60 to <65	65 to <70	70 to <75	75 to <80	80 to <85	85 to <90	90 to <95	95 to <100	100 to >105	Total Counts	Avg Speed (MPH)	85pct Speed	10MPH Pace	% in pace	# of Speeders	% Speeders	
22/08/2024	00:00	*	*	*	*	*	*	*	*	*	*	*	*	*	*	*	*	*	*	*	*	*	*	*	*	*	*	
22/08/2024	01:00	*	*	*	*	*	*	*	*	*	*	*	*	*	*	*	*	*	*	*	*	*	*	*	*	*	*	
22/08/2024	02:00	*	*	*	*	*	*	*	*	*	*	*	*	*	*	*	*	*	*	*	*	*	*	*	*	*	*	
22/08/2024	03:00	*	*	*	*	*	*	*	*	*	*	*	*	*	*	*	*	*	*	*	*	*	*	*	*	*	*	
22/08/2024	04:00	*	*	*	*	*	*	*	*	*	*	*	*	*	*	*	*	*	*	*	*	*	*	*	*	*	*	
22/08/2024	05:00	*	*	*	*	*	*	*	*	*	*	*	*	*	*	*	*	*	*	*	*	*	*	*	*	*	*	
22/08/2024	06:00	*	*	*	*	*	*	*	*	*	*	*	*	*	*	*	*	*	*	*	*	*	*	*	*	*	*	
22/08/2024	07:00	*	*	*	*	*	*	*	*	*	*	*	*	*	*	*	*	*	*	*	*	*	*	*	*	*	*	
22/08/2024	08:00	*	*	*	*	*	*	*	*	*	*	*	*	*	*	*	*	*	*	*	*	*	*	*	*	*	*	
22/08/2024	09:00	*	*	*	*	*	*	*	*	*	*	*	*	*	*	*	*	*	*	*	*	*	*	*	*	*	*	
22/08/2024	10:00	*	*	*	*	*	*	*	*	*	*	*	*	*	*	*	*	*	*	*	*	*	*	*	*	*	*	
22/08/2024	11:00	*	*	*	*	*	*	*	*	*	*	*	*	*	*	*	*	*	*	*	*	*	*	*	*	*	*	
22/08/2024	12:00	*	*	*	*	*	*	*	*	*	*	*	*	*	*	*	*	*	*	*	*	*	*	*	*	*	*	
22/08/2024	13:00	*	*	*	*	*	*	*	*	*	*	*	*	*	*	*	*	*	*	*	*	*	*	*	*	*	*	
22/08/2024	14:00	*	*	*	*	*	*	*	*	*	*	*	*	*	*	*	*	*	*	*	*	*	*	*	*	*	*	
22/08/2024	15:00	*	*	*	*	*	*	*	*	*	*	*	*	*	*	*	*	*	*	*	*	*	*	*	*	*	*	
22/08/2024	16:00	0	0	0	0	0	0	0	0	0	0	0	0	0	0	0	0	0	0	0	0	0	0	0	*	*	*	
22/08/2024	17:00	0	0	0	0	0	0	0	0	0	0	0	0	0	0	0	0	0	0	0	0	0	0	0	*	*	*	
22/08/2024	18:00	0	0	0	0	0	0	0	0	0	0	0	0	0	0	0	0	0	0	0	0	0	0	0	*	*	*	
22/08/2024	19:00	0	0	0	0	0	0	0	0	0	0	0	0	0	0	0	0	0	0	0	0	0	0	0	*	*	*	
22/08/2024	20:00	0	0	0	0	0	0	0	0	0	0	0	0	0	0	0	0	0	0	0	0	0	0	0	*	*	*	
22/08/2024	21:00	*	*	*	*	*	*	*	*	*	*	*	*	*	*	*	*	*	*	*	*	*	*	*	*	*	*	*
22/08/2024	22:00	*	*	*	*	*	*	*	*	*	*	*	*	*	*	*	*	*	*	*	*	*	*	*	*	*	*	*
22/08/2024	23:00	*	*	*	*	*	*	*	*	*	*	*	*	*	*	*	*	*	*	*	*	*	*	*	*	*	*	*
24 Hr Summary		0	0	0	0	0	0	0	0	0	0	0	0	0	0	0	0	0	0	0	0	0	0	0	*	*	*	

Incoming: Average Hourly Volume for Week of 18/03/2024
Average Counts By Hour (18/03/2024) — Average Counts By Hour (18/03/2024)

Tue22Aug24
SAM 9640
Average Weekly Volumes

Vehicles/Hour

0

1

2

3

4

5

6

7

8

9

10

11

12

13

14

15

16

17

18

19

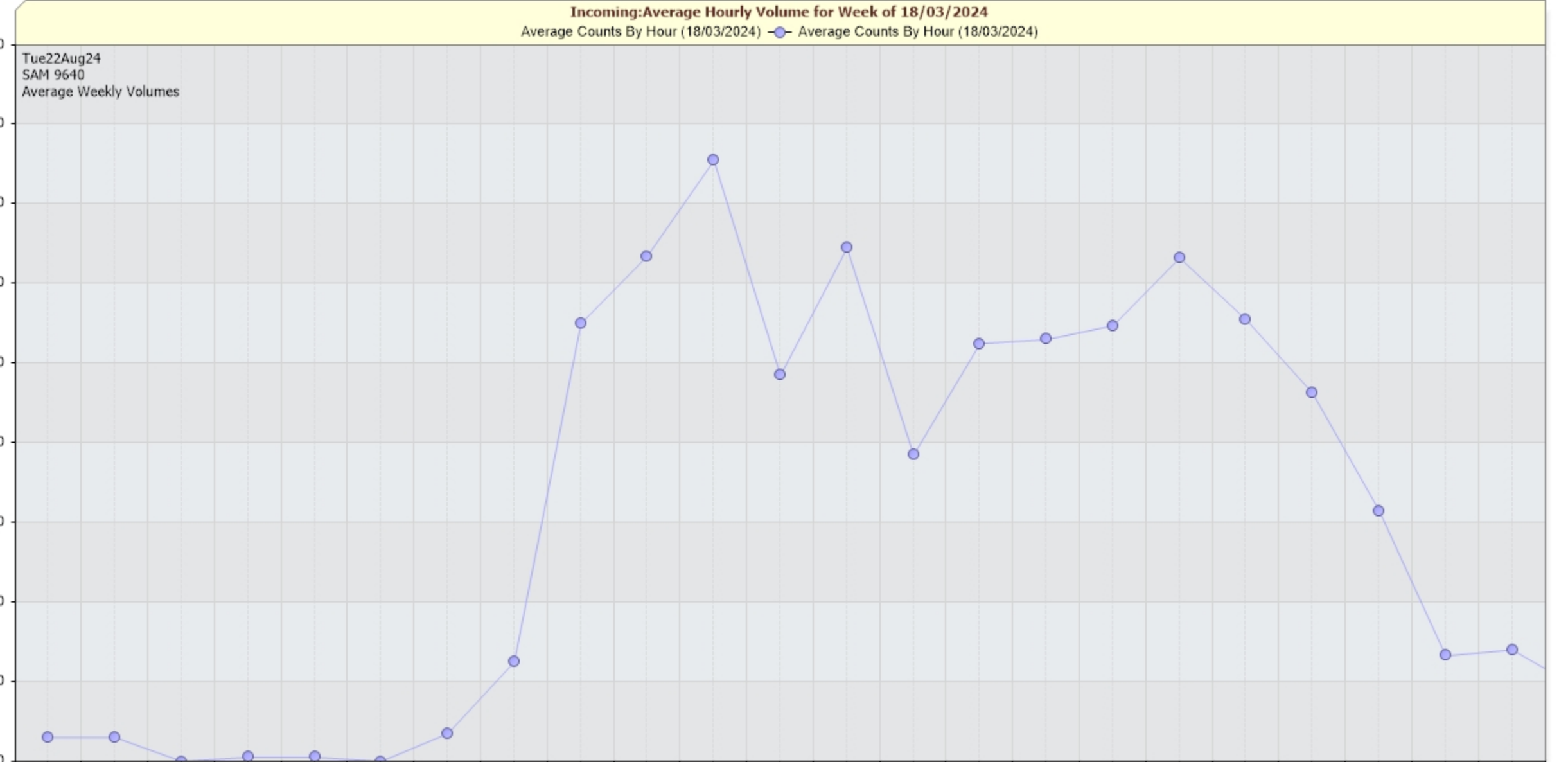
20

21

22

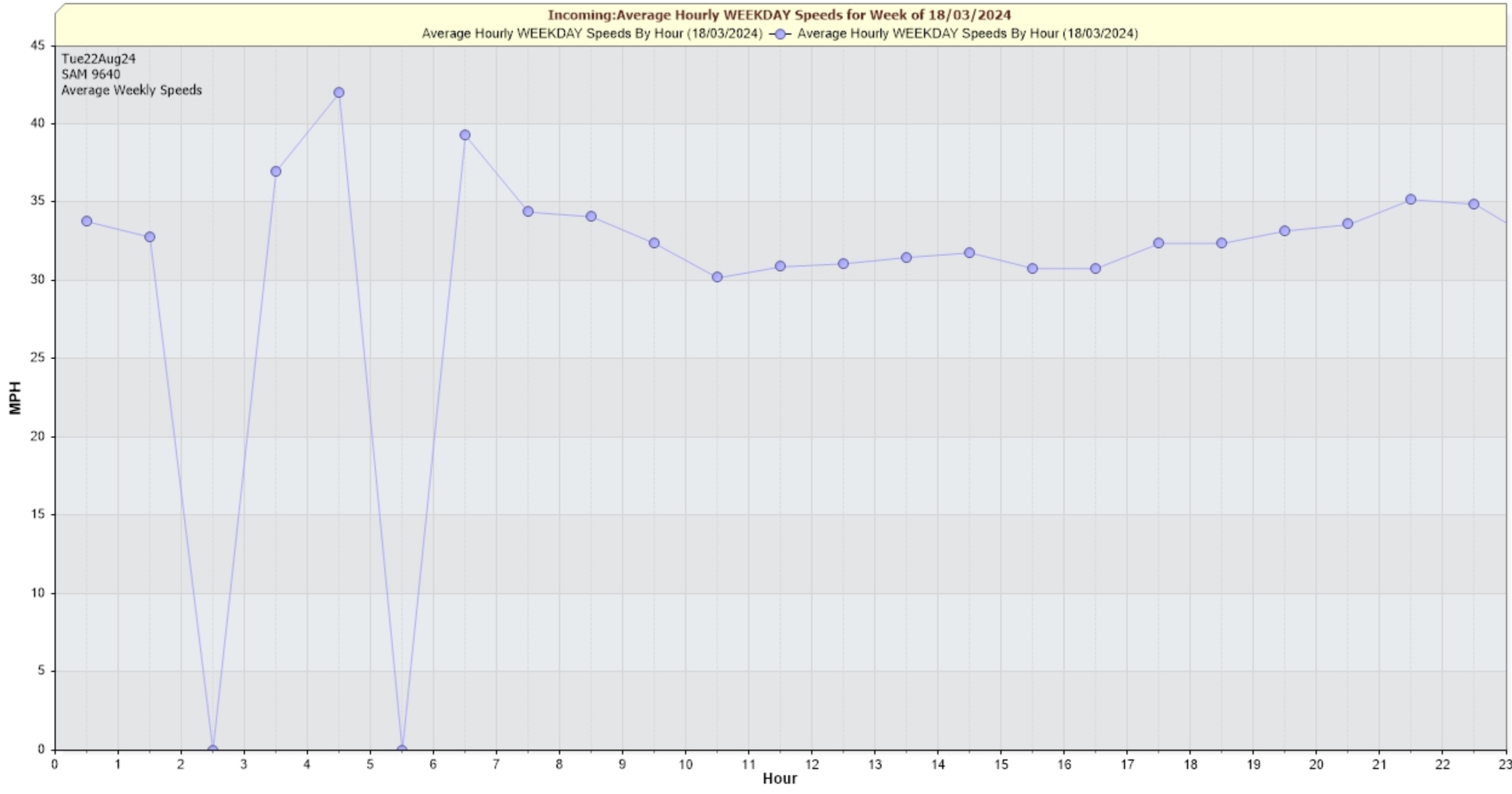
23

Hour



Incoming: Average Hourly WEEKDAY Speeds for Week of 18/03/2024
Average Hourly WEEKDAY Speeds By Hour (18/03/2024) — Average Hourly WEEKDAY Speeds By Hour (18/03/2024)

Tue22Aug24
SAM 9640
Average Weekly Speeds



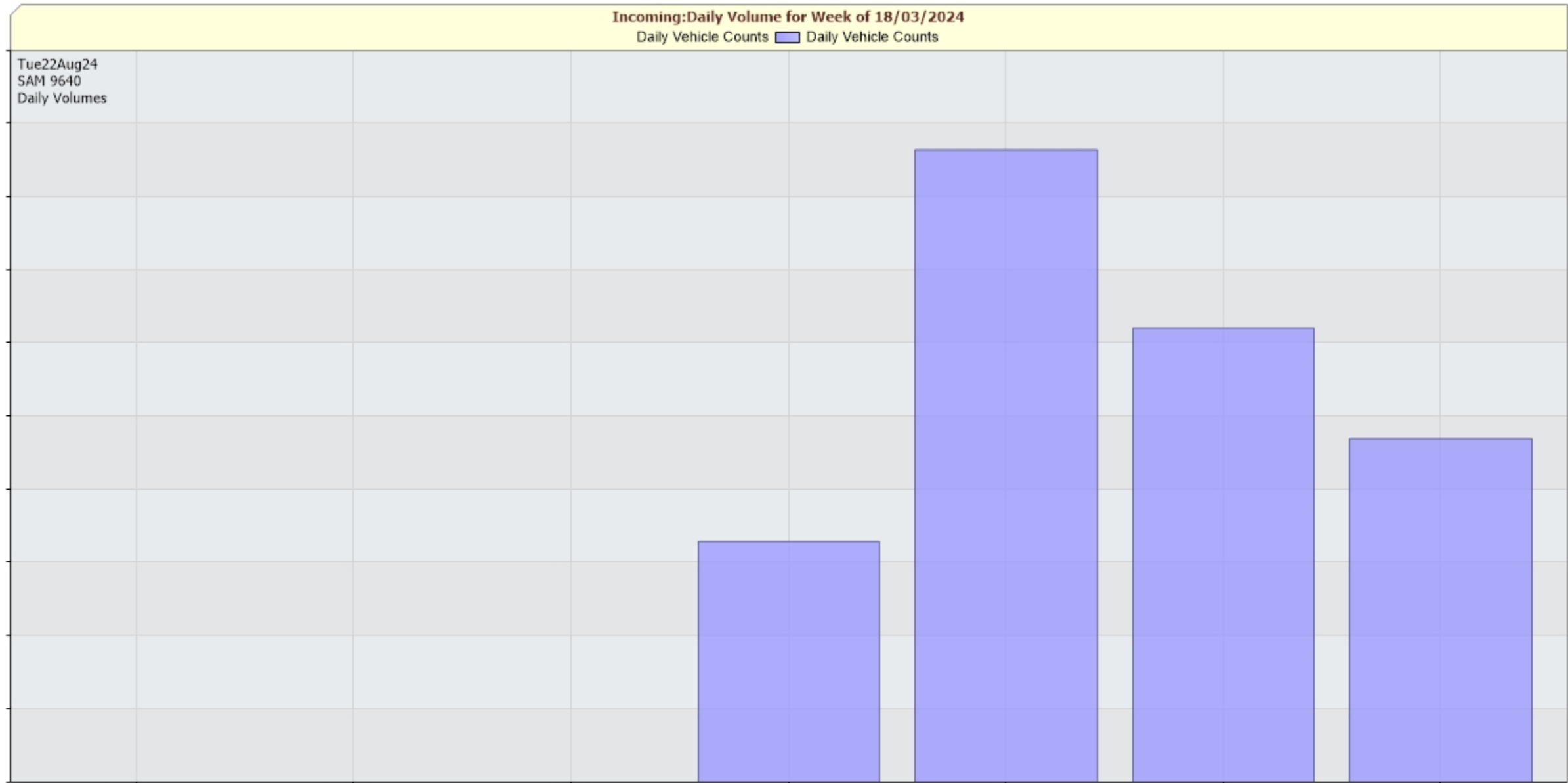
Incoming:Daily Volume for Week of 18/03/2024

Daily Vehicle Counts ■ Daily Vehicle Counts

Tue22Aug24
SAM 9640
Daily Volumes

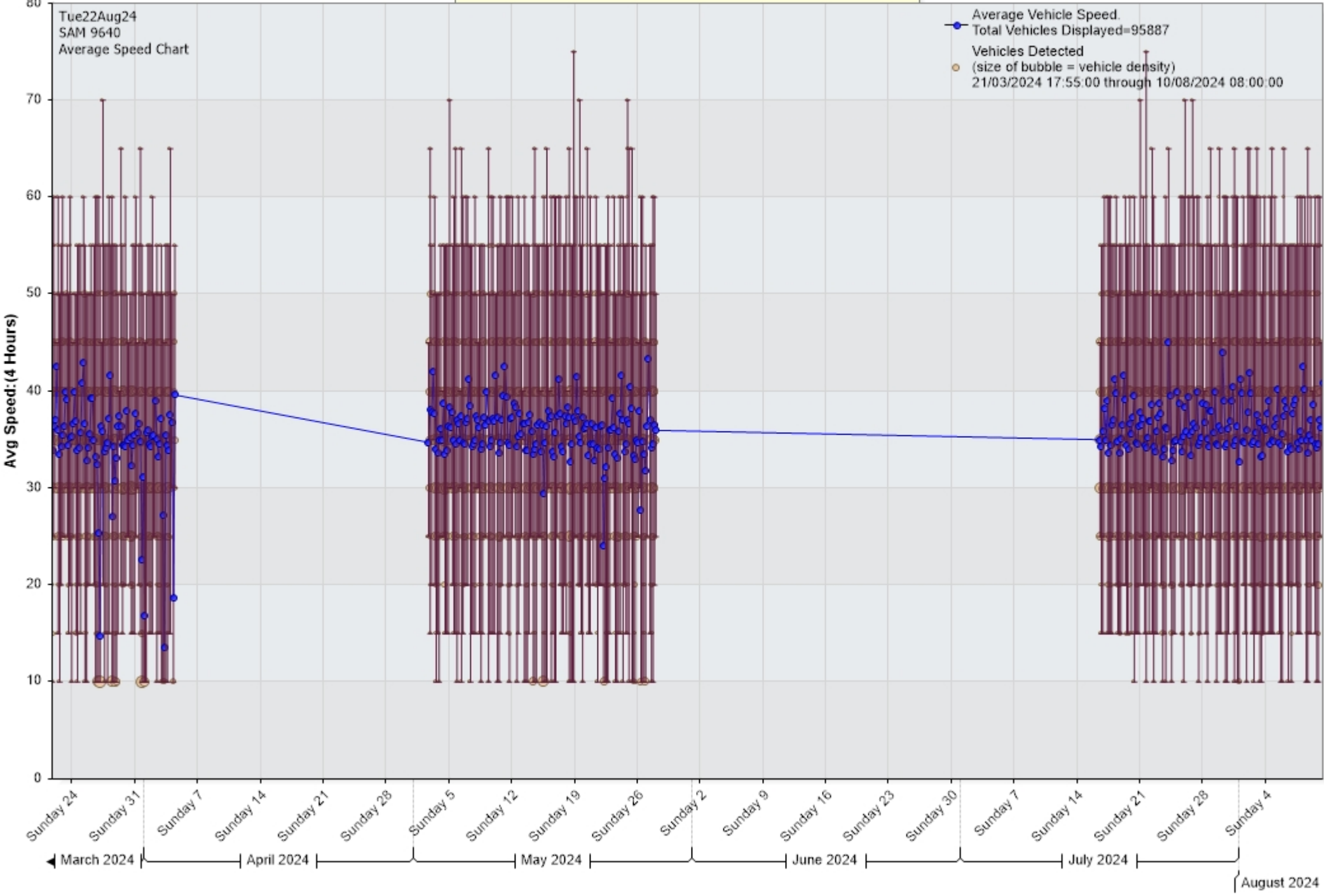
Vehicles

Monday Tuesday Wednesday Thursday Friday Saturday Sunday



Zoom help

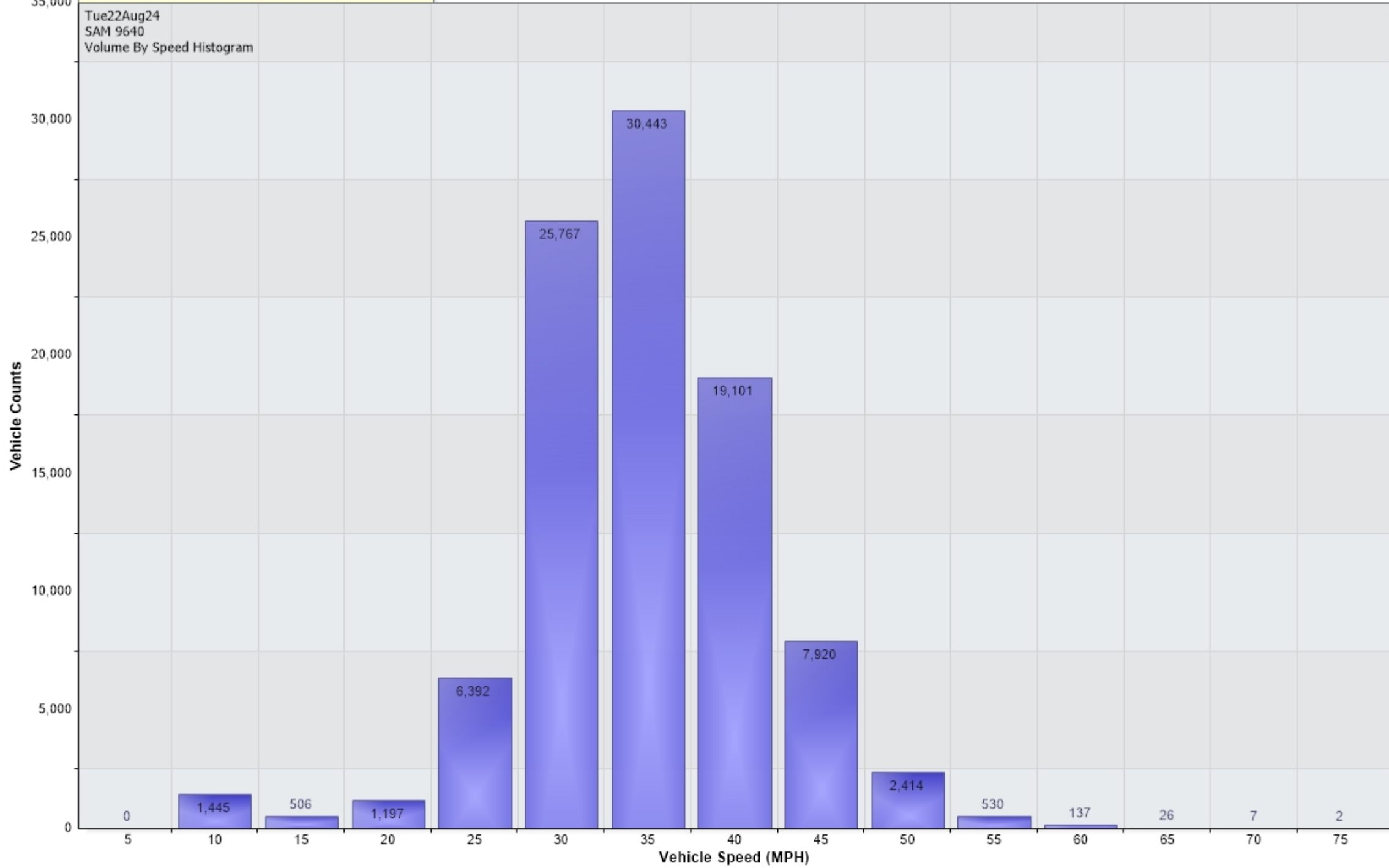
Average Vehicle Speed (MPH) vs. Time [Tue22Aug24:Incoming]



Vehicle Counts Vs. Speed [Tue22Aug24: Incoming]

Tue22Aug24
SAM 9640
Volume By Speed Histogram

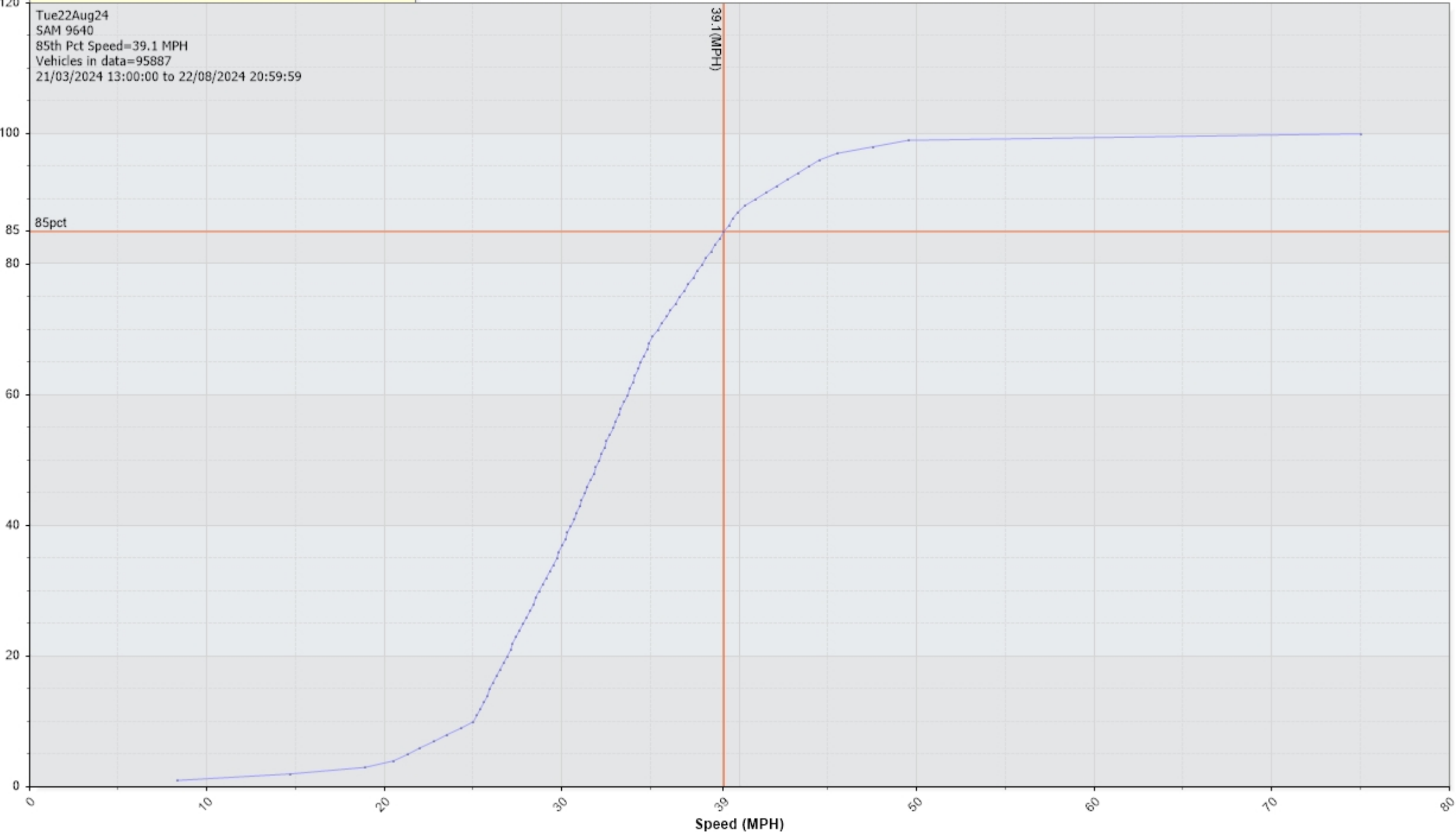
95,887 Counts



Percentile Counts Vs. Speed for [Tue22Aug24: Incoming]

Tue22Aug24
SAM 9640
85th Pct Speed=39.1 MPH
Vehicles in data=95887
21/03/2024 13:00:00 to 22/08/2024 20:59:59

Percentile Counts



Speed (MPH)

39.1 (MPH)

85pct